UE-116 EX1
UM-132 EX1
QM-582 EX1

"TEN" SERVICE MANUAL

GRAPHIC EQUALIZER
POWER AMPLIFIER

GRAPHIC EQUALIZER

<UE-116EX1>

POWER AMPLIFIER (25W+25W)

<UM-132EX1>

POWER AMPLIFIER (70W+70W)



<QM-582EX1>

TABLE OF CONTENTS

	PAGE
COMPOSITIONS	2
SPECIFICATIONS	2, 3
CONNECTIONS	3, 4
SCHEMATIC • WIRING ON PC BOARD (UE-116EX1)	5—8
SCHEMATIC • WIRING ON PC BOARD (UM-132EX1)	9—12
SCHEMATIC • WIRING ON PC BOARD (QM-582EX1)	13—16
EXPLODED VIEW (UE-116EX1)	17
EXPLODED VIEW (UM-132EX1)	18
EXPLODED VIEW (QM-582EX1)	19
REPLACEMENT PARTS LIST	20—24

FUJITSU TEN LIMITED

COMPOSITIONS

Stock No.	Description	Q'ty
GRAPHIC EQUALIZER UE-116EX1		
UE-116	Equalizer unit	1
RN-MBU-1031	Bracket	1
RN-EWJ-1744	Wiring assembly, ground	1
RN-MBW-D4×10S	Bolt, 4×10mm	4
RN-MTN-A5×16-M-ZN2A	Tapping screw, 5×16mm	4
RN-MSQ-F5S	Nut, 5mm	4
F6-WM-5S	Washer, 5mm	4
F6-WB-5S	Washer, 5mm	4
RN-MXK-166	Owners manual	1
POWER AMPLIFIER UM-132EX1		
UM-132	Amp. unit	1
RN-EWJ-4418	Wiring assembly, BACK-UP	1
RN-EWJ-4244	Wiring assembly, ACC	1
RN-EWJ-3382	Wiring assembly, SP. OUT.	1
RN-EWJ-4242	Wiring assembly, +B • BACK-UP • ANT+B	1
RN-EWJ-4311	Wiring assembly, RCA	1
RN-MBW-C5×16S-M-ZN2A	Bolt, 5×16mm	4
RN-MTN-A5×16-M-ZN2A	Tapping screw, 5×16mm	4
RN-MSQ-F5S	Nut, 5mm	4
RN-MNR-D5S	Nut, 5mm	4
F6-WM-5S	Washer, 5mm	4
F6-WB-5S	Washer, 5mm	4
RN-EJZ-173	Connector	1
RN-MXT-1687	Installation manual	1
POWER AMPLIFIER QM-582EX1		
QM-582	Amp. unit	1
RN-MBL-481	Bracket	2
RN-MBF-11	Bracket	1
RN-EWJ-4310	Wiring assembly	1
RN-EWJ-4244	Wiring assembly, ACC	1
RN-EWJ-3382	Wiring assembly, SP. OUT.	1
RN-EWJ-4242	Wiring assembly, +B • BACK-UP • ANT+B	1
RN-EWJ-4311	Wiring assembly, RCA	1
RN-MBW-C5×8S-M-ZN2A	Bolt, 5×8mm	5
RN-MBW-5×16-M-ZN2A	Bolt, 5×16mm	4
RN-MET-144	Special screw, 6×20mm	1
RN-MTN-A5×16-M-ZN2A	Tapping screw, 5×16mm	4
RN-MNR-D5S	Nut, 5mm	4
F6-N1-6S	Nut, 6mm	1
F6-WM-5S	Washer, 5mm	4
F6-WB-5S	Washer, 5mm	4
F6-WM-6S	Washer, 6mm	1
RN-EJZ-173	Connector	1
RN-MBR-1039	Bushing	1
RN-MXT-1605	Instalation manual	1

SPECIFICATIONS

SM-604
〔UE-116EX1〕
〔UM-132EX1〕
〔QM-582EX1〕

〔UE-116EX1〕

ITEM	UE-116EX1
RATED INPUT VOLTAGE	100mV
INPUT IMPEDANCE	10k ohm
OUTPUT VOLTAGE	100mV±2 dB (input 100mV)
LOAD IMPEDANCE	470 ohm
TONE CONTROL ACTIONS	−12 dB∼+12 dB (60 Hz∼10 kHz)
POWER SUPPLY	13.2VDC
CURRENT	260mA
SEMICONDUCTOR	6ICs, 16 Transistors, 5 diodes, 6 LEDs
DIMENSIONS	178(W)×25(H)×140(D)mm
WEIGHT	Approx. 900g

〔UM-132EX1, QM-582EX1〕

ITEM	UM-132EX1	QM-582EX1
POWER OUTPUT	14 watts or better×2 (THD=5%)	46 watts or better×2 (THD=10%)
INPUT IMPEDANCE	10k ohm	10k ohm
SPEAKER IMPEDANCE	4 ohm per channel	4 ohm per channel
POWER SUPPLY	13.2 VDC	13.2 VDC
CURRENT	Approx. 1.1A (No signal) Approx. 4.5A (Max.)	Approx. 1.1A (No signal) Approx. 14A (Max.)
SEMICONDUCTORS	2 ICs, 5 Transistors, 10 diodes	8ICs, 13 Transistors, 25 Diodes
DIMENSIONS	154(W)×29.5(H)×130(D)mm	150(W)×50(H)×160(D)mm
WEIGHT	Approx. 650g	Approx. 1.5kg

CONNECTIONS
UE-116EX1

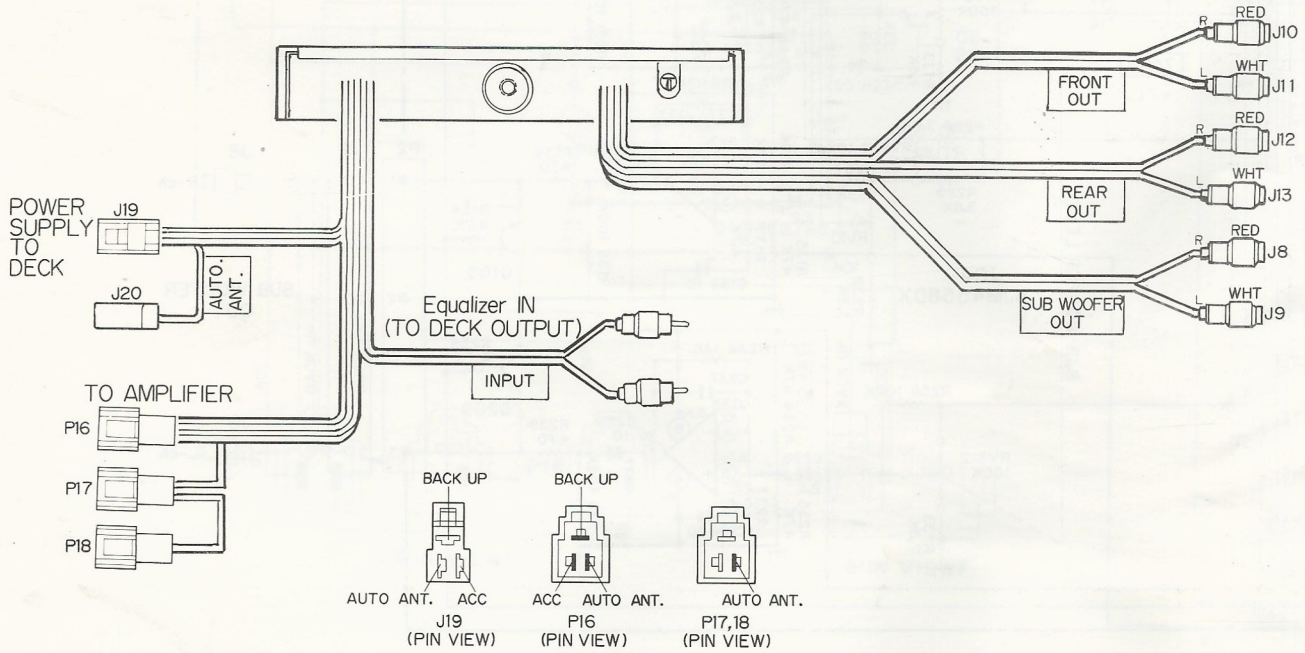

Fig. 1 (C23680116)

UM-132EX1

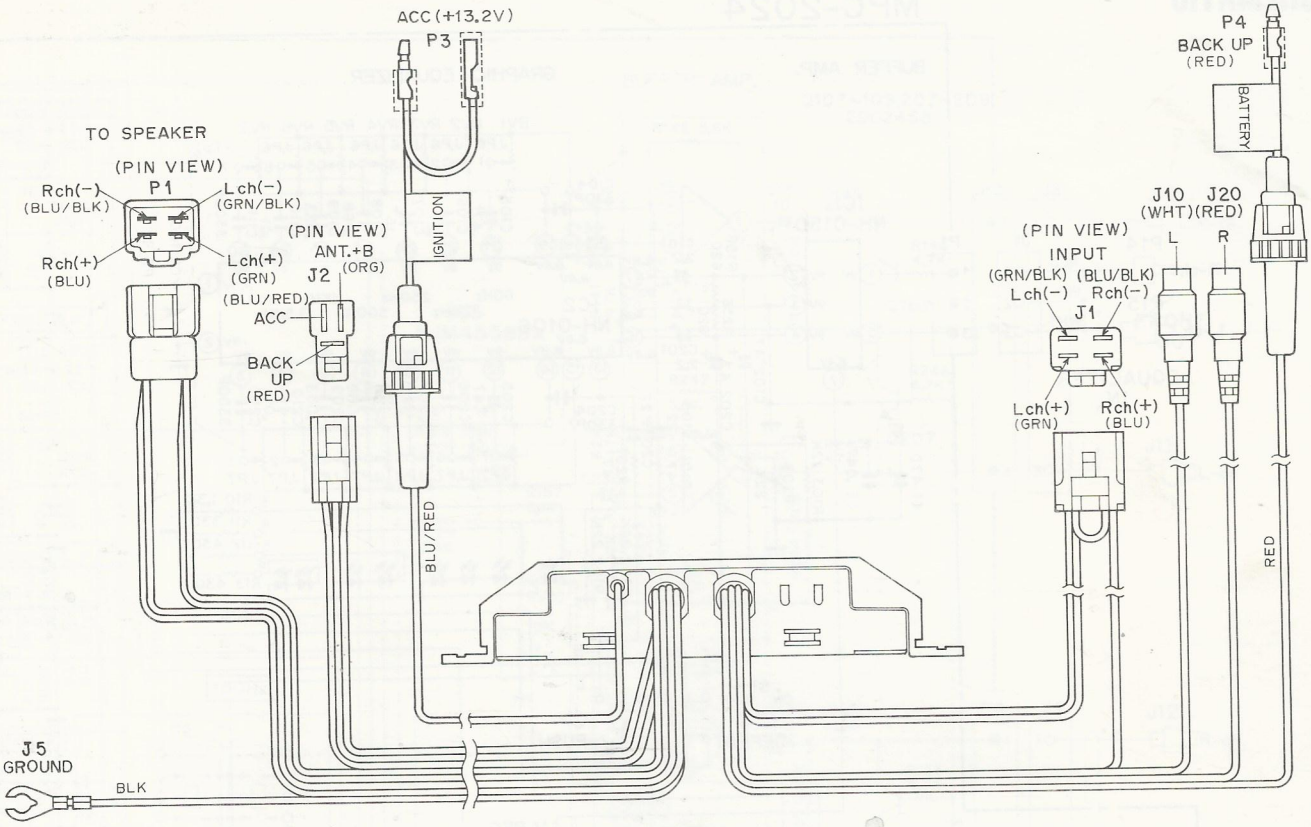

Fig. 2 (C23670132)

QM-582EX1

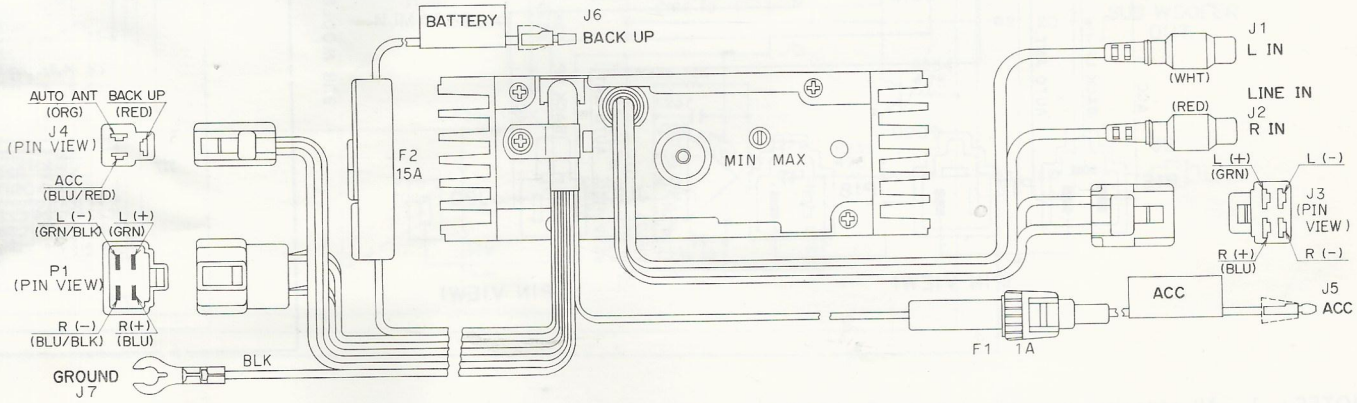

Fig. 3 (C23440582)

UE-116EX1
SCHEMATIC

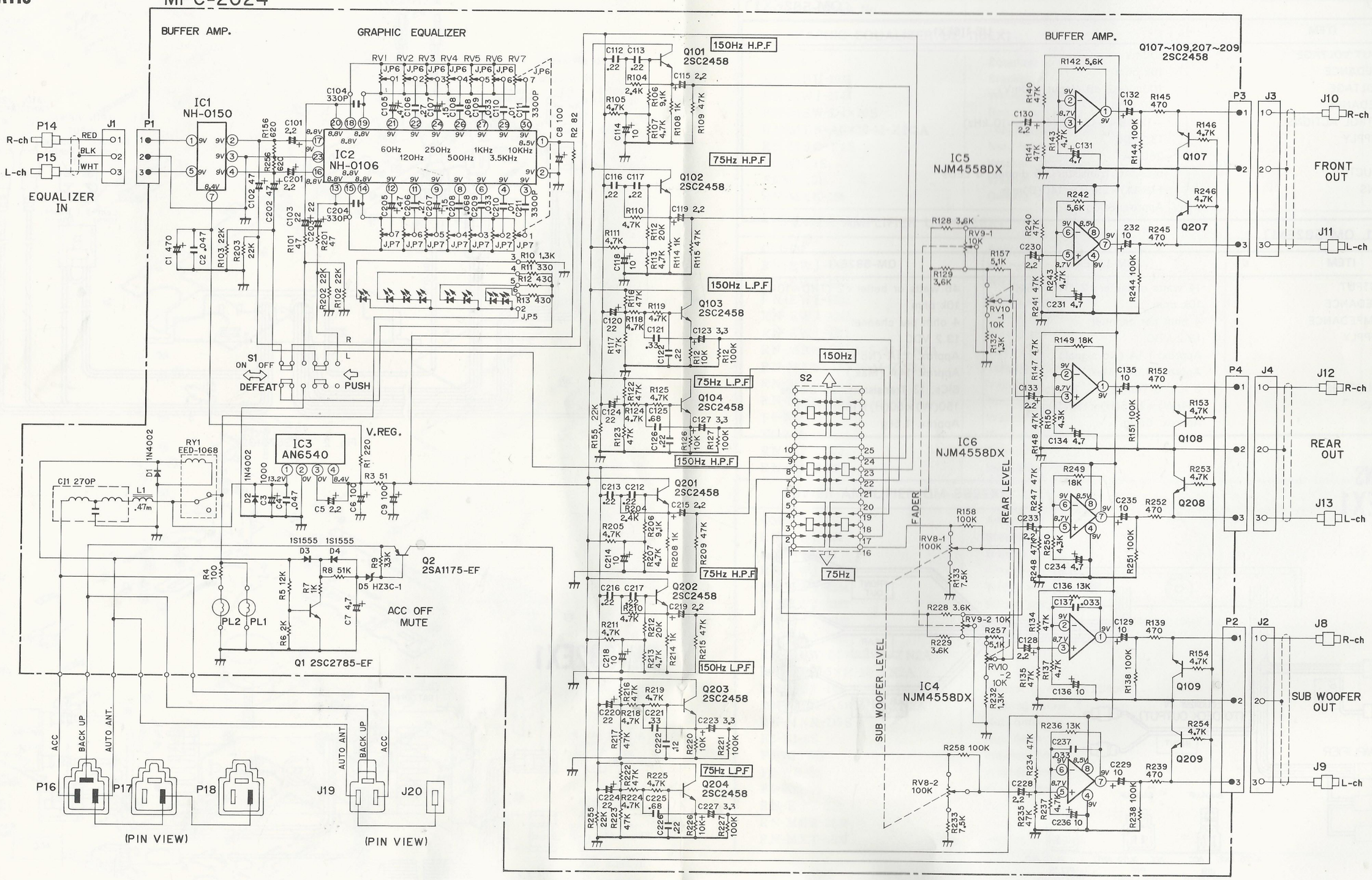

NOTES:
1. All capacitance in Micro farad, $P=10^{-12}$
2. All resistance in ohm, $K=10^{3}$
3. All inductance in henry, $m=10^{-3}$, $\mu=10^{-6}$
4. DC voltages against the chassis measured with 10M ohms digital volt meter, power supply set at +13.2 VDC, no signal input.

Fig. 4 (C24680116)

UE-116EX1
WIRING ON PC BOARDS

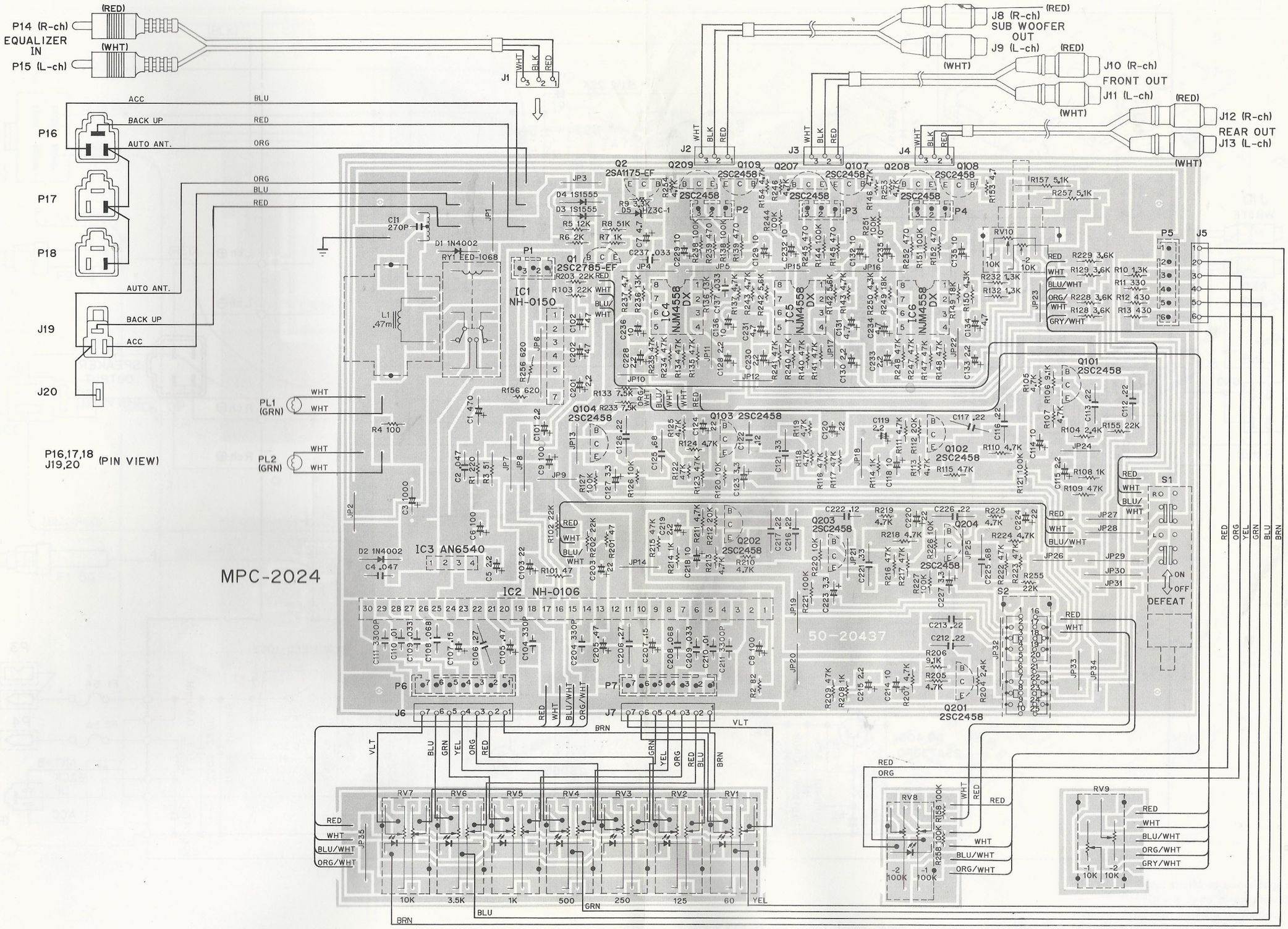

Fig. 5 (C27680116)

UM-132EX1
SCHEMATIC

SM-604
[UE-116EX1]
[UM-132EX1]
[QM-582EX1]

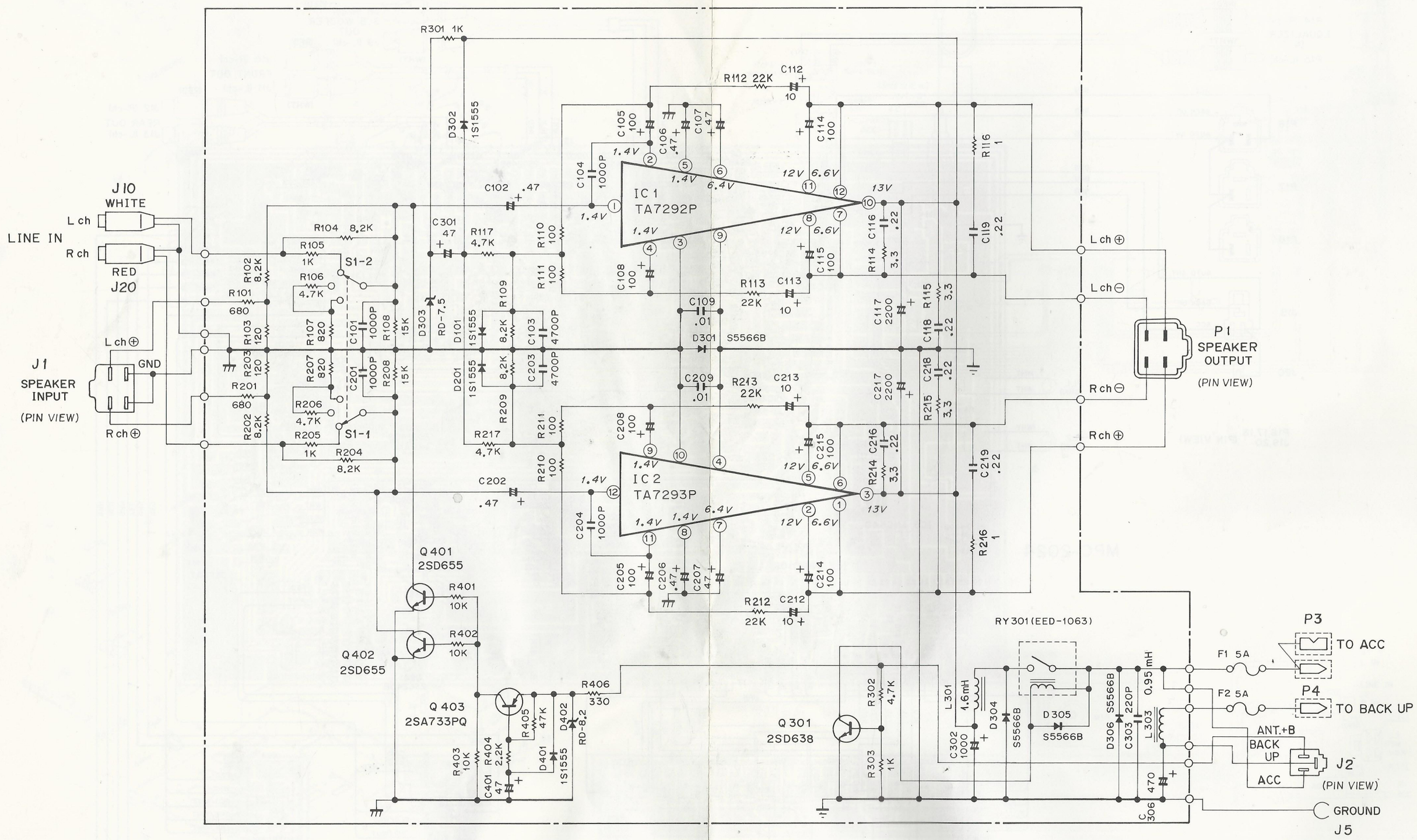

Fig. 6 (C24670132)

NOTES:
1. All capacitance in Micro farad, $P=10^{-12}$
2. All resistance in ohm, $K=10^{3}$
3. All inductance in henry, $m=10^{-3}$, $\mu=10^{-6}$
4. DC voltages against the chassis measured with 10M ohms digital volt meter, power supply set at +13.2 VDC, no signal input.

UM-132EX1
WIRING ON PC BOARDS

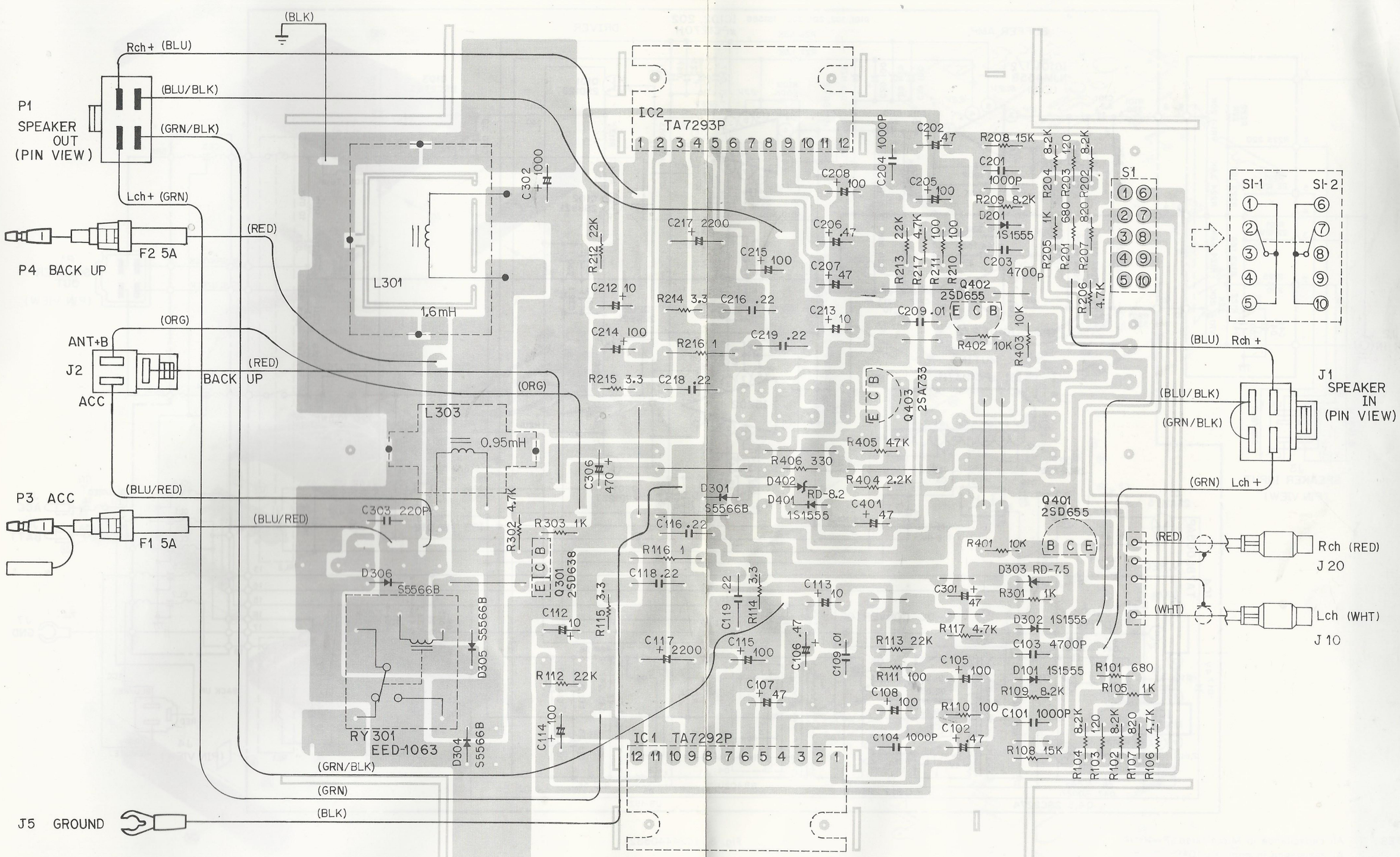

Fig. 7 (C27670132)

QM-582EX1
SCHEMATIC

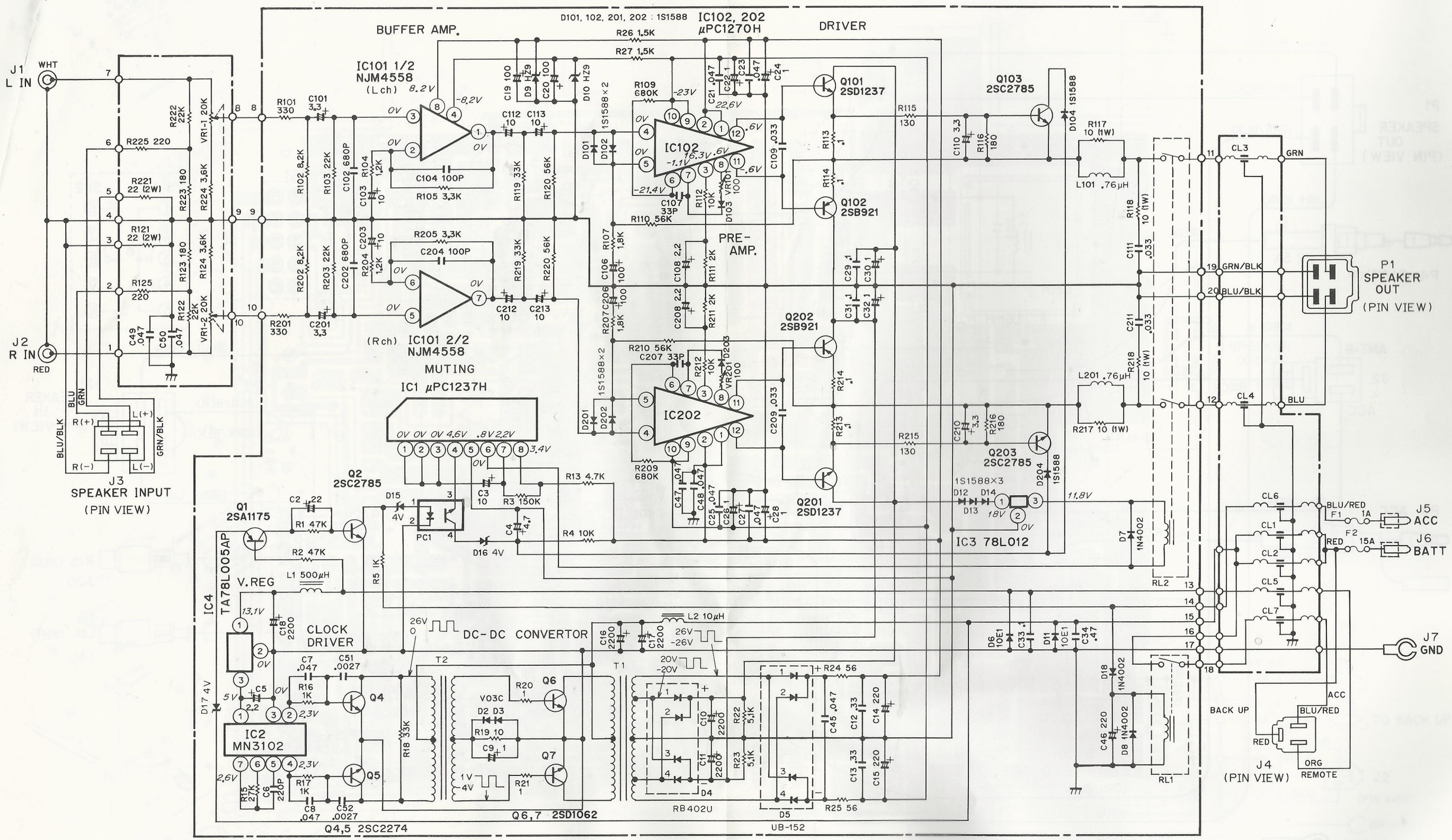

NOTES:
1. All capacitance in Micro farad, $P=10^{-12}$
2. All resistance in ohm, $K=10^{3}$
3. All inductance in henry, $m=10^{-3}$, $\mu=10^{-6}$
4. DC voltages against the chassis measured with 10M ohms digital volt meter, power supply set at +13.2 VDC, no signal input.

Fig. 8 (C24440582)

QM-582EX1

WIRING ON PC BOARDS

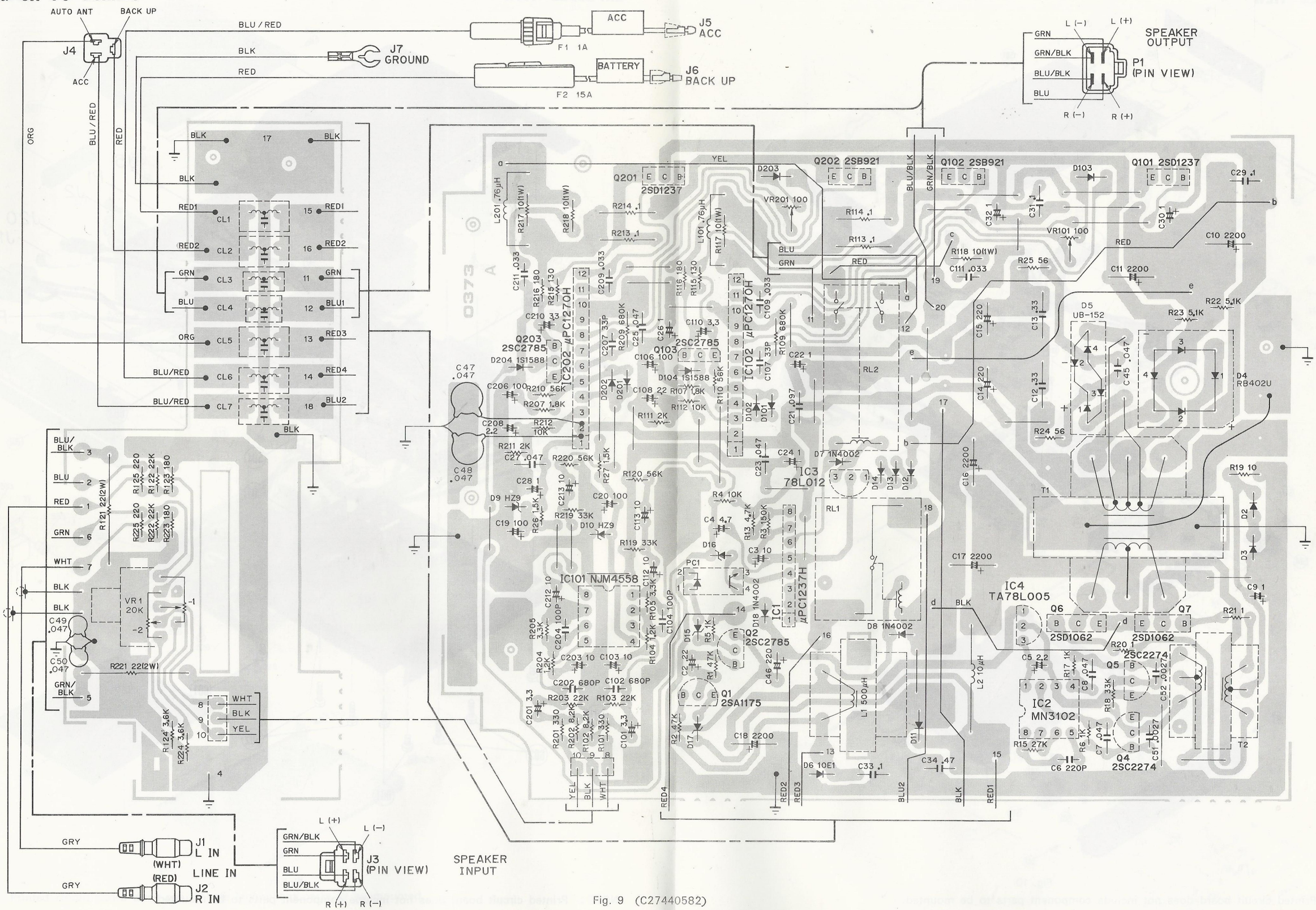

Fig. 9 (C27440582)

UE-116EX1
EXPLODED VIEW



Fig. 10

NOTE: Printed circuit board does not include component parts to be mounted.

UM-132EX1
EXPLODED VIEW

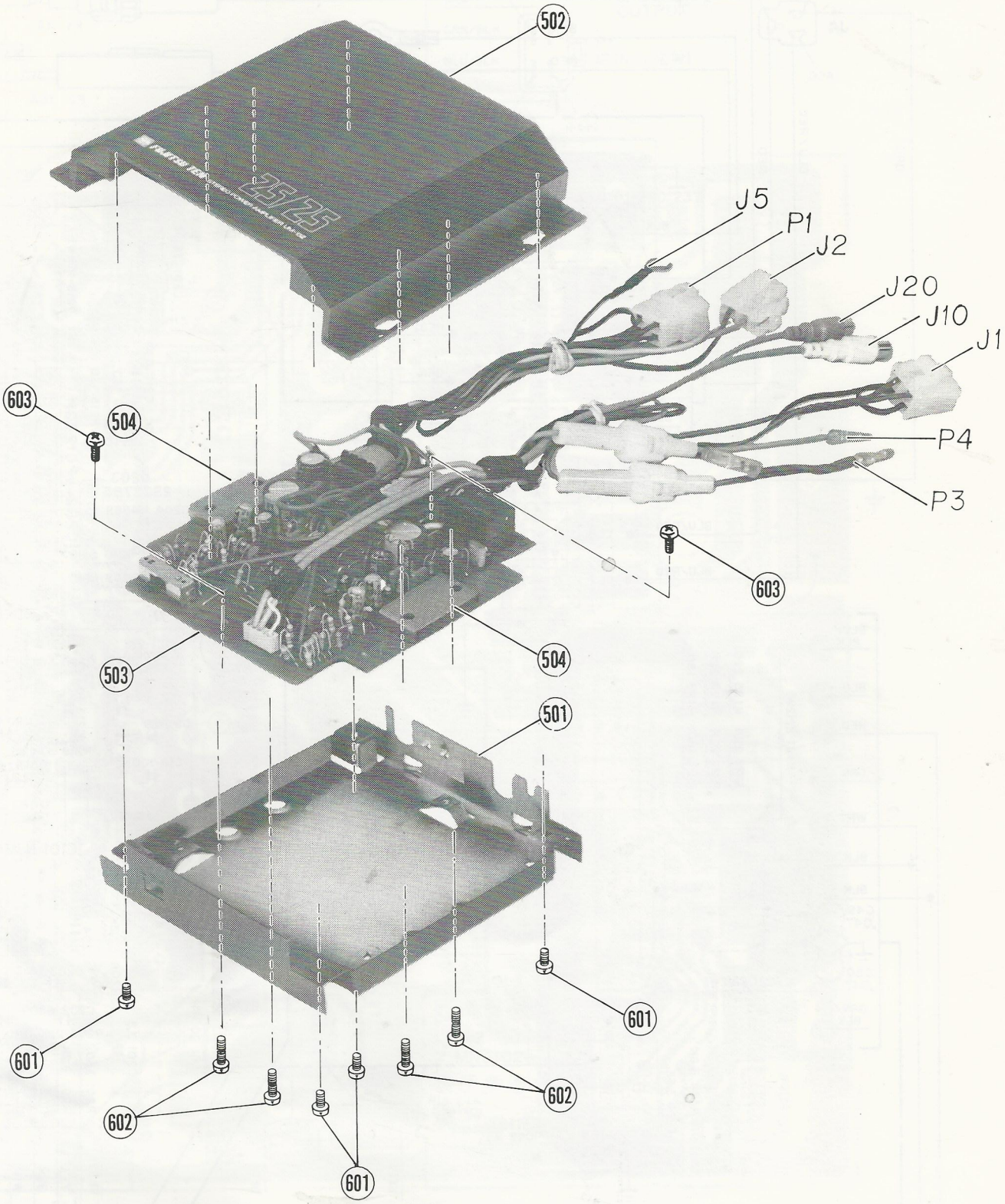

Fig. 11

NOTE : Printed circuit board does not include component parts to be mounted.

QM-582EX1
EXPLODED VIEW

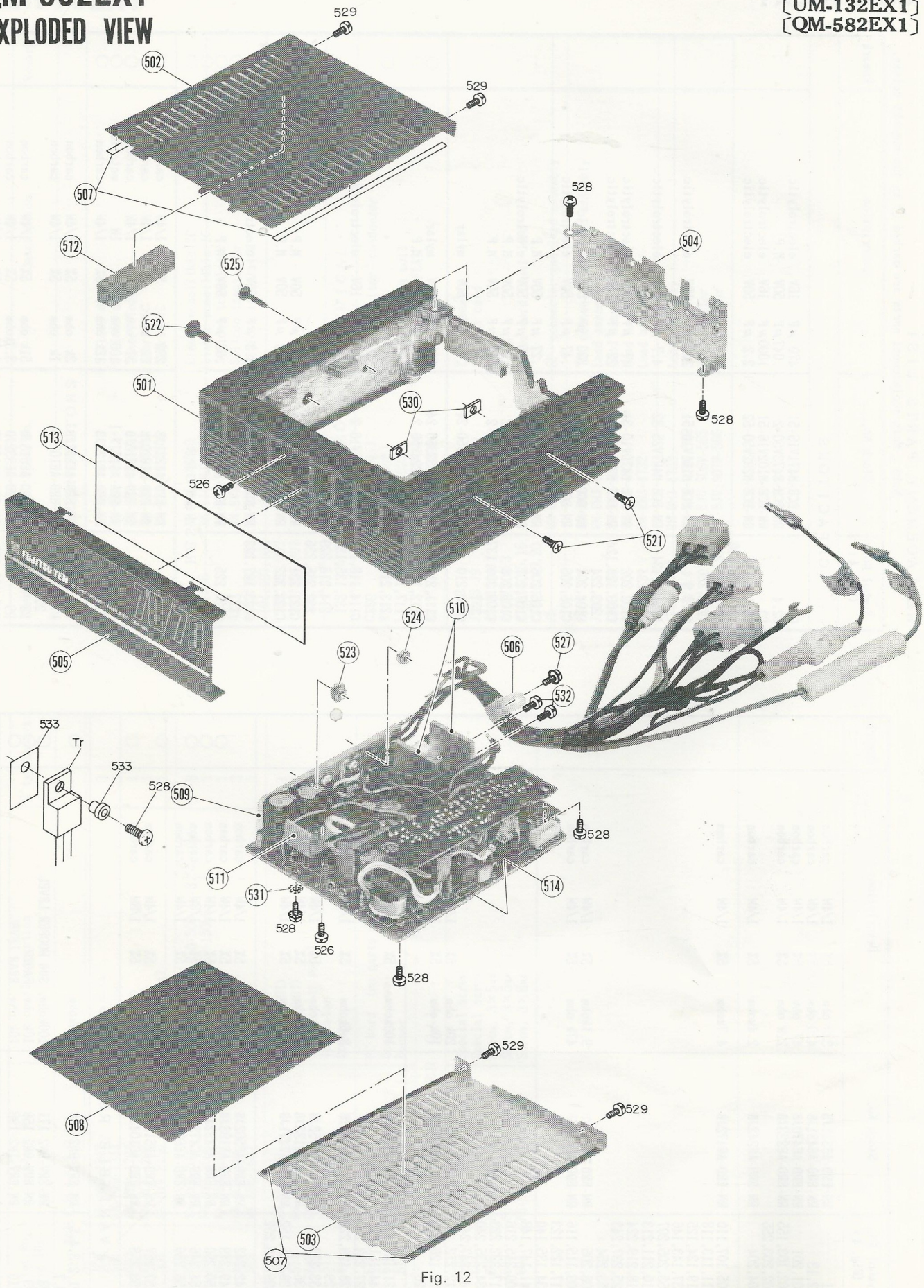

Fig. 12

NOTE : Printed circuit board does not include component parts to be mounted.

REPLACEMENT PARTS LIST

Note : Main replacement parts are marked ○ in the remarks column.

Symbol No. (Fig. 4)	Stock No.	Description	Remark
R11	RN-ERD-AE331JB	330 ohm 5% 1/4W carbon	
R12,13	RN-ERD-AE431JB	430 ohm 5% 1/4W carbon	
R101,201	RN-ERD-AE470JB	47 ohm 5% 1/4W carbon	
R102,103,155 202,203,255	RN-ERD-AE223JB	22k ohm 5% 1/4W carbon	
R104,204	RN-ERD-AE242JB	2.4kohm 5% 1/4W carbon	
R105,107,110 111,113,118 119,124,125 137,143,146 153,205,207 210,211,213 218,219,224 225,237,243 253,254	RN-ERD-AE472JB	4.7kohm 5% 1/4W carbon	
R106,206	RN-ERD-AE912JB	9.1kohm 5% 1/4W carbon	
R109,115,116 117,122,123 134,135,140 141,147,148 209,215,216 217,222,223 234,235,240 241,247,248	RN-ERD-AE473JB	47k ohm 5% 1/4W carbon	
R112,212	RN-ERD-AE203JB	20k ohm 5% 1/4W carbon	
R120,126,220 226	RN-ERD-AE103JB	10k ohm 5% 1/4W carbon	
R121,127,138 144,151,221 227,238,244	RN-ERD-AE104JB	100kohm 5% 1/4W carbon	
R128,129,228 229	RN-ERD-AE362JB	3.6kohm 5% 1/4W carbon	
R133,233	RN-ERD-AE752JB	7.5kohm 5% 1/4W carbon	
R136	RN-ERD-AE133JB	13k ohm 5% 1/4W carbon	
R139,145,152 239,245,252	RN-ERD-AE471JB	470 ohm 5% 1/4W carbon	
R142,242	RN-ERD-AE562JB	5.6kohm 5% 1/4W carbon	
R149,249	RN-ERD-AE183JB	18k ohm 5% 1/4W carbon	
R150,250	RN-ERD-AE432JB	4.3kohm 5% 1/4W carbon	
R154,246	RN-ERD-AC472JB	4.7kohm 5% 1/8W carbon	
R156,256	RN-ERD-AE621JB	620 ohm 5% 1/4W carbon	
R157,257	RN-ERD-AE512JB	5.1kohm 5% 1/4W carbon	
R158,258	RN-ERD-AC104JB	100kohm 5% 1/8W carbon	
VARIABLE RESISTORS			
RV1,2,3,4,5 6,7	RN-ERV-9N2-156	100kohm	○
RV8	RN-ERV-9N2-171	100kohm, SUB WOOFER LEVEL	○
RV9	RN-ERV-9N2-159	10k ohm, FADER	○
RV10	RN-ERV-1N2-198	10k ohm, REAR LEVEL	○

Symbol No. (Fig. 4)	Stock No.	Description	Remark
CAPACITORS			
C1	RN-ECE-M471V16-51	470 μF 16V electrolytic	
C2,4	RN-ECH-R473V50-2	.047μF 50V M.P	
C3	RN-ECE-M102V16-51	1000μF 16V electrolytic	
C5,101,115 119,128,130 133,215,219 228,230,233	RN-ECE-M2R2V50-52	2.2 μF 50V electrolytic	
C6,8,9	RN-ECE-M101V10-51	100 μF 10V electrolytic	
C7,131,134 231,234	RN-ECE-M4R7V25-32	4.7 μF 25V electrolytic	
C102,202	RN-ECE-M470V10-31	47 μF 10V electrolytic	
C103,120,124 203,224	RN-ECE-M220V16-32	22 μF 16V electrolytic	
C104,204	RN-ECC-DSL331JY-1	330 pF 50V ceramic	
C105,205	RN-ECE-MR47V50-1	.47 μF 50V electrolytic	
C106,206	RN-ECH-R274V50-2	.27 μF 50V M.P	
C107,207	RN-ECE-MR15V50-1	.15 μF 50V electrolytic	
C108,208	RN-ECH-R683V50-2	.068μF 50V M.P	
C109,209,137 237	RN-ECH-R333V50-2	.033μF 50V M.P	
C110,210	RN-ECF-R103J50-24	.01 μF 50V mylar	
C111,211	RN-ECF-R332J50-24	3300 pF 50V mylar	
C112,113,116 117,126,212 213,216,217 226	RN-ECH-R224V50-2	.22 μF 50V M.P	
C114,118,129 132,135,136 214,218,229 232,235,236	RN-ECE-M100V16-2	10 μF 16V electrolytic	
C121,221	RN-ECH-R334V50-2	.33 μF 50V M.P	
C122,222	RN-ECH-R124V50-2	.12 μF 50V M.P	
C123,127,223 227	RN-ECE-M3R3V50-52	3.3 μF 50V electrolytic	
C125,225	RN-ECH-R684V50-2	.68 μF 50V M.P	
RESISTORS			
R1	RN-ERD-AE221JB	220 ohm 5% 1/4W carbon	
R2	RN-ERD-AE820JB	82 ohm 5% 1/4W carbon	
R3	EN-ERD-AE510JB	51 ohm 5% 1/4W carbon	
R4	RN-ERG-AG101J-1	100 ohm 5% 1W metalic	
R5	RN-ERD-AE123JB	12k ohm 5% 1/4W carbon	
R6	RN-ERD-AE202JB	2k ohm 5% 1/4W carbon	
R7,108,114 208,214	RN-ERD-AE102JB	1k ohm 5% 1/4W carbon	
R8	RN-ERD-AE513JB	51k ohm 5% 1/4W carbon	
R9	RN-ERD-AE332JB	3.3kohm 5% 1/4W carbon	
R10,132,232	RN-ERD-AE132JB	1.3kohm 5% 1/4W carbon	

Illus.No. (Fig.10)	Stock No.	Description	Q'ty	Remark
MECHANICAL				
500	RN-MAD-1342	Chassis, main	1	
501	RN-MAD-1343	Chassis, top	1	
502	RN-MDP-1708	Escutcheon	1	○
503	RN-MLF-1202	Filter	1	
504	RN-MYB-2156	Button, DEFEAT	1	○
505	RN-MYB-2095	Button, 60·125·250·500·1k·3.5k·10kHz	8	○
506	RN-MYB-2096	Button, 75kHz·OFF·150kHz	1	○
507	RN-MYB-2097	Button, FADER	1	○
508	RN-MCE-140	Clamp	3	
509	RN-MSE-1667	Spacer	1	
510	RN-MSE-1471	Spacer (WHT)	1	
511	RN-MSE-1467	Spacer (WHT)	1	
512	RN-MSE-1470	Spacer, side panel	2	
513	RN-MIP-1351	Insulator	1	
514	RN-MLC-1217	Douser	1	
515	RN-MPC-2024	PC bord (no parts mounted)	1	
516	RN-MLC-1219	Douser	1	
517	RN-MLC-1220	Douser	1	
ASSEMBLY MATERICAL				
600	RN-MET-1246	Special screw	4	
601	RN-MET-1248	Special screw	4	
602	F6-SBD-3×5S	Screw, 3×5mm	2	
603	F6-SSA-3×5-M-ZN2A	Screw, 3×5mm	4	
604	F6-SNATP2-3×8	Screw, 3×8mm	1	

Symbol No. (Fig. 4)	Stock No.	Description	Remark
SEMICONDUCTORS			
D1,2	RN-EDS-1N4002	Silicon diode	○
D3,4	RN-EDS-1S1555	Silicon diode	○
D5	RN-EDT-HZ3C-1	Zener diode	○
IC1	RN-EIE-NH-0150	Hybrid IC	○
IC2	RN-EIE-NH-0106	Hybrid IC	○
IC3	RN-EIC-AN6540	Linear-monolithic IC	○
IC4,5,6	RN-EIC-NJM4558DX	Linear-monolithic IC	○
Q1	RN-EVS-2SC2785-EF	Silicon transistor	○
Q2	RN-EVS-2SA1175-EF	Silicon transistor	○
Q101,102,103 104,107,108 109,201,202 203,204,207 208,209	RN-EVS-2SC2458	Silicon transistor	○
MISCELLANEOUS ELECTRICAL			
CI1	RN-ECI-A271-1	270pF filter condenser	
RY1	RN-EED-1068	DC relay	○
L1	RN-ELL-1025	.47mH choke coil	
S1	RN-ESB-4L2-144	Push swith, DEFEAT	○
S2	RN-ESS-62-295	Slide switch	○
PL1,2	RN-EPM-1271	Lamp assembly	
J2-J8·J9 J3-J10·J11 J4-J12·J13	RN-EWJ-4674	Out put card	
J1-P14·15,16 17,18,19,20	RN-EWJ-4675	Power cord, input cord	
J5	RN-EWJ-4728	6P connector and lead assembly	
J6,7	RN-EWJ-4727	7P connector and lead assembly	
J100	RN-EWJ-4729	Lead assembly	
J101,103	RN-EWJ-4730	Lead assembly	
J102	RN-EWJ-4731	Lead assembly	
J104	RN-EWJ-4732	Lead assembly	
J105	RN-EWJ-4733	Lead assembly	
P1,2,3,4	RN-EJU-S03V-562	3P connector	
P5	RN-EJU-S06V-565	6P connector	
P6,7	RN-EJU-S07V-566	7P connector	

REPLACEMENT PARTS LIST

Note : Main replacement parts are marked ○ in the remarks column.

Symbol No. (Fig. 6)	Stock No.	Description	Remark
SEMICONDUCTORS			
D101,201,302 401	RN-EDS-1S1555	Silicon diode	○
D301,304~306	RN-EDS-S5566B/TR	Silicon diode	○
D303	RN-EDT-RD7R5EB3	Zener diode ,7.5V	○
D402	RN-EDT-RD8R2EB3	Zener diode ,8.2V	○
IC1	RN-EIC-TA7292P	Power Amp. linear-monolithic IC	○
IC2	RN-EIC-TA7293P	Power Amp. linear-monolithic IC	○
Q301	RN-EVS-2SD638	silicon transistor	○
Q401,402	RN-EVS-2SD655	silicon transistor	○
Q403	RN-EVS-2SA733-PQ	silicon transistor	○
MISCELLANEOUS ELECTRICAL			
J1,10,20,P4	RN-EWJ-4519	4Pconnector(Speaker-In),RCA,Back up	
J2,5,P1	RN-EWJ-4520	3Pconnector(Back up,Acc,ANT),Ground 4Pconnector(Speaker-Out)	
L301	RN-ELL-1015	Choke coil, 1.6mH	
L303	RN-ELL-1033	Choke coil, 0.95mH	
P3	RN-EWJ-4521	Wiring sub-assembly,Acc	
RY301	RN-EED-1063	DC relay	○
S1	RN-ESS-23-201	Slide switch	○

Illus.No. (Fig.11)	Stock No.	Description	Q'ty	Remark
MECHANICAL				
501	RN-MAD-1314	Chassis	1	
502	RN-MRE-1141	Heat-sink	1	
503	RN-MPM-3038A	PC board (No parts mounted)	1	
504	RN-MHE-1718	Holder	2	
ASSEMBLY MATERIAL				
601	F6-SBD-3×6S	Screw ,3×6mm	4	
602	F6-SBD-3×12S	Screw ,3×12mm	4	
603	RN-MET-168	Special screw ,3×6mm	2	

NOTE:Specification subject to chage without prior notice.

Symbol No. (Fig. 6)	Stock No.	Description				Remark
CAPACITORS						
C101,201	RN-ECK-DB102KY/TP	1000 pF	50V		ceramic	
C102,106,202 206	RN-ECE-MR47V50-15/TT	.47 μF	50V		electrolytic	
C103,203	RN-ECK-DB472KY/TP	4700 pF	50V		ceramic	
C104,204	RN-ECF-R102V50-J/TP	1000 pF	50V		mylar	
C105,108,205 208	RN-ECE-M101V10-51/TT	100 μF	10V		electrolytic	
C107,207	RN-ECE-M470V10-51/TT	47 μF	10V		electrolytic	
C109,209	RN-ECF-R103V50-J/TP	.01 μF	50V		mylar	
C112,113,212 213	RN-ECE-M100V16-12/TT	10 μF	16V		electrolytic	
C114,115,214 215	RN-ECE-M101V16-19/TT	100 μF	16V		electrolytic	
C116,118,119 216,218,219	RN-ECH-R224V50-2	.22 μF	50V		metalized paper	
C117,217	RN-ECE-M222V16-7	2200 μF	16V		electrolytic	
C301,401	RN-ECE-M470V16-14/TT	47 μF	16V		electrolytic	
C302	RN-ECE-M102V16-51	1000 μF	16V		electrolytic	
C303	RN-ECK-D221KY/TP	220 pF	50V		ceramic	
C306	RN-ECE-M471V16-51	470 μF	16V		electrolytic	
RESISTORS						
R101,201	RN-ERD-AE681JB	680 ohm	5%	1/4W	carbon	
R102,104,109	RN-ERD-AE822JB	8.2k ohm	5%	1/4W	carbon	
202,204,209			5%	1/4W	carbon	
R103,203	RN-ERD-AE121JB	120 ohm	5%	1/4W	carbon	
R105,205,301	RN-ERD-AE102JB	1k ohm	5%	1/4W	carbon	
303			5%	1/4W	carbon	
R106,117,206	RN-ERD-AE472JB	4.7k ohm	5%	1/4W	carbon	
217,302			5%	1/4W	carbon	
R107,207	RN-ERD-AE821JB	820 ohm	5%	1/4W	carbon	
R108,208	RN-ERD-AE153JB	15k ohm	5%	1/4W	carbon	
R110,111,210	RN-ERD-AE101JB	100 ohm	5%	1/4W	carbon	
211			5%	1/4W	carbon	
R112,113,212	RN-ERD-AE223JB	22k ohm	5%	1/4W	carbon	
213			5%	1/4W	carbon	
R114,115,214 215	RN-ERD-AE3R3JB	3.3 ohm	5%	1/4W	carbon	
R116,216	RN-ERD-AE1R0JA-NF	1 ohm	5%	1/4W	carbon	
R401,402,403	RN-ERD-AE103JB	10k ohm	5%	1/4W	carbon	
R404	RN-ERD-AE222JB	2.2k ohm	5%	1/4W	carbon	
R405	RN-ERD-AE473JB	47k ohm	5%	1/4W	carbon	
R406	RN-ERD-AE331JB	330 ohm	5%	1/4W	carbon	

REPLACEMENT PARTS LIST

Note : Main replacement parts are marked ○ in the remarks column.

Symbol No. (Fig. 8)	Stock No.	Description	Remark
R26,27	RN-ERD-AE152JB	1.5kohm 5% 1/4W carbon	
R101,201	RN-ERD-AE331JB	330 ohm 5% 1/4W carbon	
R102,202	RN-ERD-AE822JB	8.2kohm 5% 1/4W carbon	
R103,122,203 222	RN-ERD-AE223JB	22k ohm 5% 1/4W carbon	
R104,204	RN-ERD-AE122JB	1.2kohm 5% 1/4W carbon	
R105,205	RN-ERD-AE332JB	3.3kohm 5% 1/4W carbon	
R107,207	RN-ERD-AE182JB	1.8kohm 5% 1/4W carbon	
R109,209	RN-ERD-AE684JB	680kohm 5% 1/4W carbon	
R110,120,210 220	RN-ERD-AE563JB	56k ohm 5% 1/4W carbon	
R111,211	RN-ERD-AE202JB	2k ohm 5% 1/4W carbon	
R113,114,213 214	RN-ERG-FKR10K	.1 ohm 10% 5W metallic	
R115,215	RN-ERD-AE131JB	130 ohm 5% 1/4W carbon	
R116,123,216 223	RN-ERD-AE181JB	180 ohm 5% 1/4W carbon	
R121,221	RN-ERG-AG220J-1	22 ohm 5% 1W metallic	
R124,224	RN-ERD-AE362JB	3.6kohm 5% 1/4W carbon	
R125,225	RN-ERD-AE221JB	220 ohm 5% 1/4W carbon	
VR1-1,1-2	RN-ERV-1N2-194	20k ohm	○
VR101,102	RN-ERV-ON1-290	100 ohm	
SEMICONDUCTORS			
IC1	RN-EIC-UPC1237H	Linear-monolithic IC	○
IC2	RN-EID-MN3102	Digital-monolithic IC	○
IC3	RN-EIC-TA78L012	Linear-monolithic IC	○
IC4	RN-EIC-TA78L005AP	Linear-monolithic IC	○
IC101	RN-EIC-NJM4558DX	Linear-monolithic IC	○
IC102,202	RN-EIC-UPC1270H	Linear-monolithic IC	○
Q1	RN-EVS-2SA1175-EF	Silicon transistor	○
Q2,103,203	RN-EVS-2SC2785-EF	Silicon transistor	○
Q4,5	RN-EVS-2SC2274-KF	Silicon transistor	○
Q6,7	RN-EVS-2SD1062-S	Silicon transistor	○
Q101,201	RN-EVS-2SD1237-RS	Silicon transistor	○
Q102,202	RN-EVS-2SB921-RS	Silicon transistor	○
PC1	RN-EVH-PC-617	Photo transistor	○
D2,3	RN-EDS-V03C	Silicon diode	○
D4	RN-EDA-RB-402U	Diode arry	○
D5	RN-EDA-UB-152	Diode arry	○
D6,11	RN-EDS-10E1	Silicon diode	○
D7,8,18	RN-EDS-1N4002	Silicon diode	○
D9,10	RN-EDT-HZ-9A2	Zener diode	○
D12,13,14 101,102,104 201,202,204	RN-EDS-1S1588	Silicon diode	○
D15,16,17	RN-EDT-HZ-4C1	Zener diode	○
D103,203	RN-EVV-STV-3H	Varistor	○

Symbol No. (Fig. 8)	Stock No.	Description	Remark
CAPACITORS			
C2	RN-ECE-MR22V50-2	.22 μF 50V electrolytic	
C3,103,112 113,203,212 213	RN-ECE-M100V16-2	10 μF 16V electrolytic	
C4	RN-ECE-M4R7V25-4	4.7 μF 25V electrolytic	
C5,108,208	RN-ECE-M2R2V50-2	2.2 μF 50V electrolytic	
C6	RN-ECH-R221J100-36	220 pF 100V MP	
C7,8,21,23 25,27	RN-ECF-R473V50-JZ	.047μF 50V mylar	
C9,22,24,26 28,30,32	RN-ECE-M1R0V50-2	1 μF 50V electrolytic	
C10,11	RN-ECE-M222V35-2	2200μF 35V electrolytic	
C12,13	RN-ECF-R334V50-JZ	.33 μF 50V mylar	
C14,15	RN-ECE-M221V35-4	220 μF 35V electrolytic	
C16,17	RN-ECE-M222V16-17	2200μF 16V electrolytic	
C18	RN-ECE-M222V16-7	2200μF 16V electrolytic	
C19,20,106 206	RN-ECE-M101V10-2	100 μF 10V electrolytic	
C29,31,33	RN-ECF-R104V50-JZ	.1 μF 50V mylar	
C34	RN-ECH-R474V50-2	.47 μF 50V MP	
C45,47,48,49 50	RN-ECB-DOX473E	.047μF 25V ceramic	
C46	RN-ECE-M221V16	220 μF 16V electrolytic	
C51,52	RN-ECK-DB272KY	2700 pF 50V ceramic	
C101,110,201 210	RN-ECE-M3R3V50-1	3.3 μF 50V electrolytic	
C102,202	RN-ECH-R681J100-36	680 pF 100V MP	
C107,207	RN-ECC-DCH330jY	33 pF 50V ceramic	
C109,209,111 211	RN-ECF-R333V50-jZ	.033μF 50V mylar	
C104,204	RN-ECK-DB101KY	100 pF 50V ceramic	
CL1,2,5,6,7	RN-ECI-B271-2	270 pF	
CL3,4	RN-ECI-A271-1	270 pF	
RESISTORS			
R1,2	RN-ERD-AE473JB	47k ohm 5% 1/4W carbon	
R3	RN-ERD-AE154JB	150kohm 5% 1/4W carbon	
R4,112,212	RN-ERD-AE103JB	10k ohm 5% 1/4W carbon	
R5,16,17	RN-ERD-AE102JB	1k ohm 5% 1/4W carbon	
R13	RN-ERD-AE472JB	4.7kohm 5% 1/4W carbon	
R15	RN-ERD-AE273JB	27k ohm 5% 1/4W carbon	
R18,119,219	RN-ERD-AE333JB	33k ohm 5% 1/4W carbon	
R19,117,118 217,218	RN-ERG-AG101J-1	10 ohm 5% 1W metallic	
R20	RN-ERD-AE1R1JB	1.1 ohm 5% 1/4W carbon	
R22,23	RN-ERD-AE512JB	5.1kohm 5% 1/4W carbon	
R24,25	RN-ERG-AG560J-1	56 ohm 5% 1W metallic	

Symbol No. (Fig. 8)	Stock No.	Description	Remark
TRANSFORMERS & COILS			
T1	RN-ETP-1009	Transaformer	
T2	RN-ETP-1010	Transaformer	
L1	RN-ELL-1030	Coil, 500 μH	
L2	RN-ELL-1031	Coil, 10 μH	
L101, 201	RN-ELH-AR76	Coil, .76 μH	
MISCELLANEOUS ELECTRICAL			
RL1	RN-EED-1033	DC Relay	○
RL2	RN-EED-1054	DC Relay	○
F1	RN-EFG-B01	Fuse, 1A	
F2	RN-EFG-B15	Fuse, 15A	
P1, J4, 5, 6, 7	RN-EWJ-4336	Wiring assembly, Speaker out ACC BACK UP	
J1, 2, 3	RN-EWJ-4335	Wiring assembly, Speaker input· RCA	

Illus. No. (Fig. 12)	Stock No.	Description	Q'ty	Remark
MECHANICAL				
501	RN-MRE-1116B	Heat-sink	1	
502	RN-MAD-1275	Chassis, top	1	
503	RN-MAD-1197	Chassis, bottom	1	
504	RN-MAD-1309	Chassis, rear	1	
505	RN-MDS-1034	Escutcheon	1	○
506	RN-MCO-1010-5	Clamp	1	
507	RN-MPF-1063	Packing	4	
508	RN-MIP-1455	Insulator	1	
509	RN-MRF-1025	Heat-sink	1	
510	RN-MRF-1028	Heat-sink	2	
511	RN-MRE-1131	Heat-sink	1	
512	RN-MSE-1583	Spacer	1	
513	RN-MSE-1454	Spacer	1	
521	F6-SSA-3×12S-M-ZN2A	Screw, 3×12mm (BLK)	2	
522	RN-MET-1287	Special screw	1	
523	RN-MEN-1065	Special screw	1	
524	RN-MEN-1066	Special screw	1	
525	RN-MET-1289	Special screw	1	
526	F6-SNA-3×10S	Screw, 3×10mm	2	
527	RN-MET-1288	Special screw	1	
528	F6-SBD-3×8S	Screw, 3×8mm	12	
529	F6-SBD-3×6S-M-ZN2A	Screw, 3×6mm (BLK)	4	
530	RN-MEN-1067	Nut	2	
531	F6-WI-3S	Washer 3mm	1	
532	F6-SBD-3×5S	Screw, 3×5mm	4	
533	——	Included in silicon transistor	—	

NOTE : Specifications subject to change without prior notice.

Manufactured
by
FUJITSU TEN LIMITED
Kobe, Japan

Printed in Japan
8606DE1.5H·S·N