Clarion

SERVICE NEWS

Closer Relations through "CLARION SERVICE MANUAL"

No. 74 Mar'78

Manufacturer CLARION CO., LTD. / Export Division CLARION SHOJI CO., LTD.
3, Kojimachi 5-chome, Chiyoda-ku, Tokyo, 102 Japan Tel: (265) 2931 Telex: J22908, J22152 CLARISHO
Overseas Sales Branch Offices:
CLARION SHOJI (EUROPA) G.m.b.H. Rudolf-Diesel-Strasse 2, 6236 Eschborn 2, West Germany Tel: 06173-61041-42 Telex: 415414
CLARION CORPORATION OF AMERICA 5500 Rosecrans Blvd.P.O.Box 749, Lawndale, Calif., 90260 U.S.A. Tel: 213-973-1100 Telex: CLARIONLSA 66-4447
CLARION (HONG KONG) CO., LTD, Rooms 333-335, Star House, 3, Salisbury Road, Tsimshatsui, Kowloon, Hong Kong Tel: 3-695393 Telex: SIERA HX74922

MODEL PE-662 Mark II

PU 686

■FEATURES:

○ Auto reverse system with fast FF, REW
An ultra small auto reverse system with fast forward and rewinding functions is employed.

○ FF. REW tape end auto play Back system
Cassette is automatically played at the end of fast forward and rewinding.

○ Motor-driven antenna lead
Since motor-driven antenna and radio switches are combined, antenna can operating the radio.

○ Use of a strong signal suppressing circuit assures clear reception areas having many FM broadcasts.

○ A newly developed noise eliminating circuit is used to shut out pulse noise when receiving FM broadcasts.

○ Loudness: Built in circuit
Built-in loudness circuit assures splendid base and treble response even at low listening volume.

■ SPECIFICATIONS:

o Radio section

Circuit system: Superheterodyne

Tuning system: AM Manual μ-tuning
FM Manual μ-tuning

Receiving frequencies:
AM 530 to 1605KHz
FM 87.5 to 104MHz

Intermediate frequency:
AM 452.5KHz
FM 10.7MHz

Maximum sensitivity:
AM Better than 20dB
FM Better than 10dB

Effective sensitivity:
AM Better than 33dB
(at 20dB S/N)
FM Less than 15dB
(at 30dB S/N)

Image rejection ratio:
AM More than 54dB
FM More than 40dB

IF rejection ratio:
AM More than 40dB
FM More than 60dB

Selectivity: AM More than 20dB
(±10KHz detune)

Limiter sensitivity:
FM Better than 30dB

A.F.C: FM 400 to 700KHz

A.G.C: AM More than 40dB

Separation: FM More than 20dB

Electrical fidelity:
AM 100Hz
H − 1±3dB
L 0±3dB
4,000Hz
H −13±5dB
L −25±5dB
FM 100Hz
H 0±3dB
L + 1±3dB
7,000Hz
H −12±5dB
L −27±5dB

o Synthesis

Power supply voltage:
DC 14.0V (10.8V to 15.6V) Negative ground

Current consumption:
Less than 1.5A
(at max, output)
Less than 4.5A
(at plunger operated)

Load impedance: 4Ω×2

Power output: More than 3.5W×2
(at 10% distortion)
More than 5.5W×2
(at max, volume)

Employed semiconductors:
7 ICs, 13 transistors, IFET and 18 diodes

Weight: 1.7kg

Dimensions: Width 177mm
Height 44mm
Depth 150mm

o Tape section

Reproduction system:
Auto reversing 4-track, 2-channel, 2-program stereo cassette tape player
(Monaural tape playable)

Tape speed: 4.75cm/sec (17/8 ips)

Wow and flutter: Less than 0.35%
(RMS)

S/N: More than 40dB

Crosstalk: More than 30dB
(adjacent channel)
More than 40dB
(adjacent track)

Reproduction frequency range:
50Hz to 10,000Hz

Automatic change time:
Less than 4 sec.

■COMPONENTS:

	Main unit	1
280-3672-00	Owners guide	1
281-0433-03	Warranty card	1
300-4976-00	Mounting bracket	1
921-5921-00	Parts bag	1
922-0900-00	Parts bag	1
852-4649-00	Extension lead	1
852-5115-00	Extension lead	1

■ Sale separately

922-0782-00	Parts bag	1
922-0783-00	Parts bag	1

■INSTALLATION:

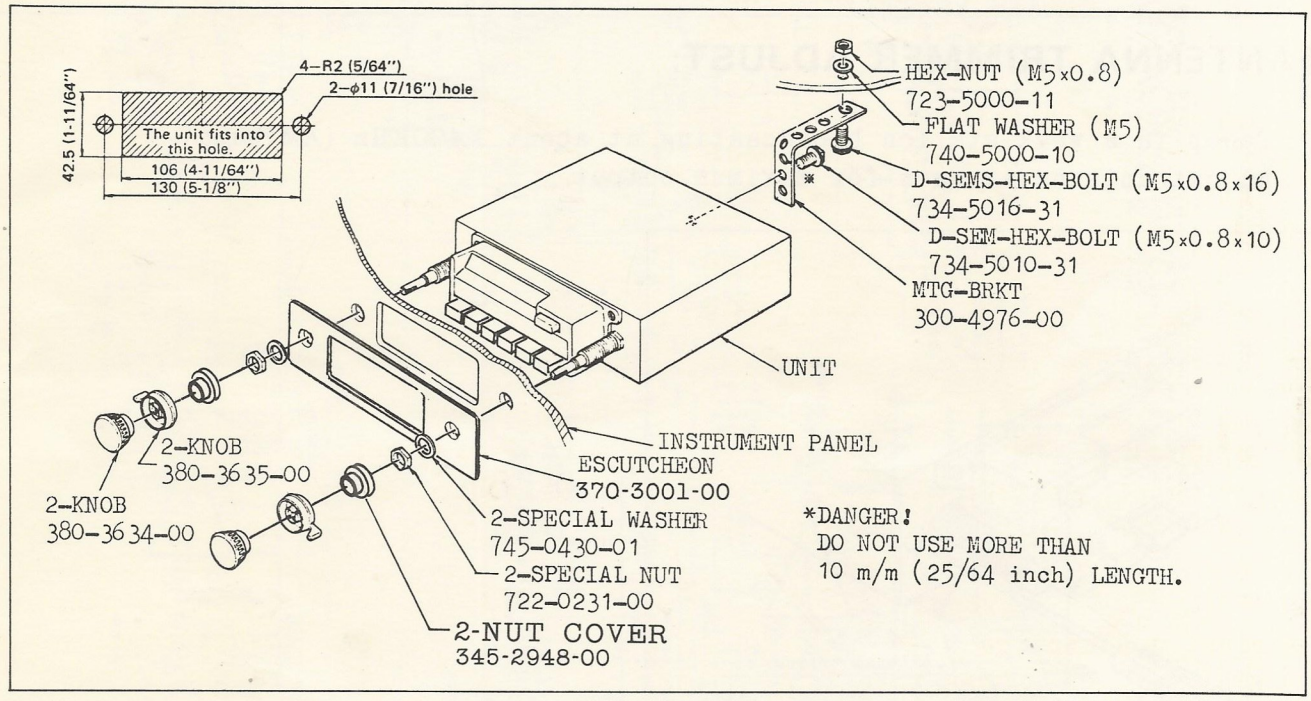

■WIRE CONNECTION:

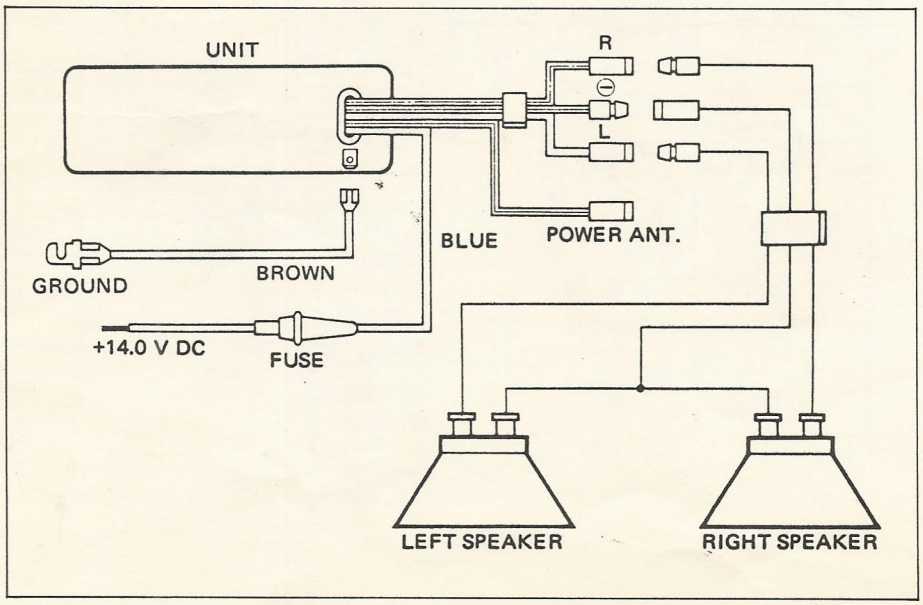

■OPERATION:

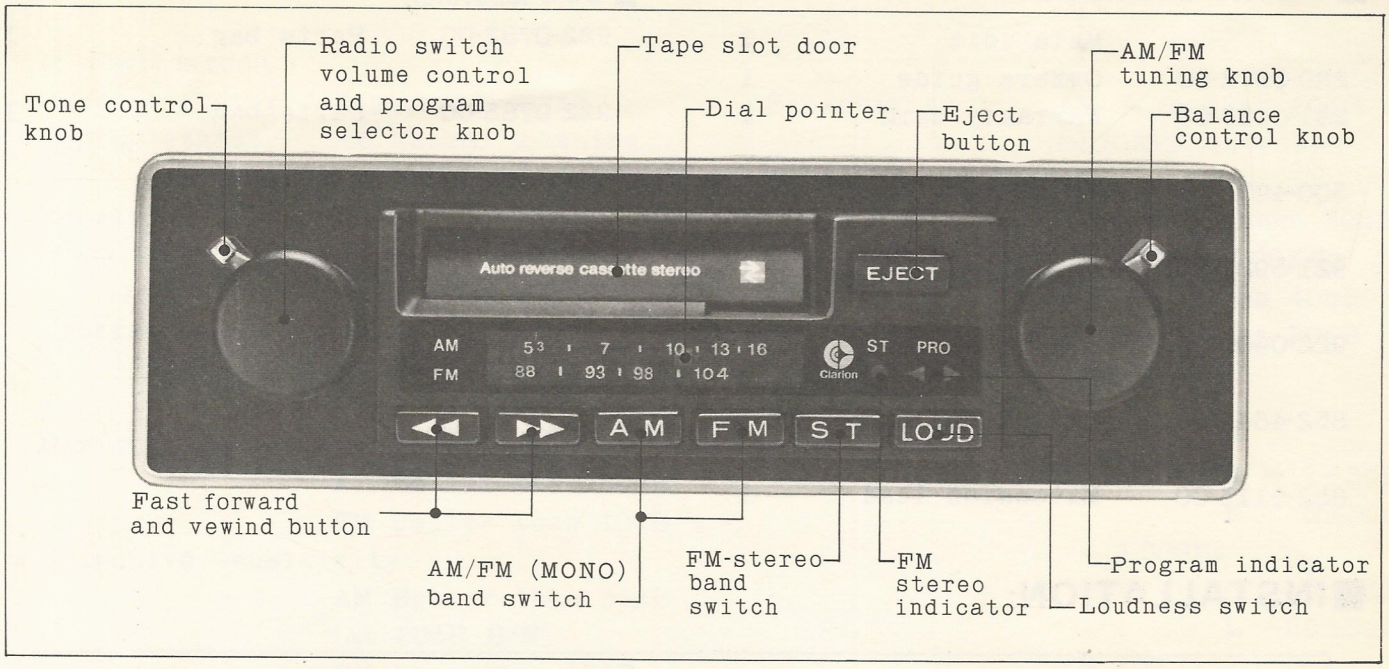

■ANTENNA TRIMMER ADJUST:

1. Tuner in a weak station broadcasting at about 1,400KHz (AM band).
2. Adjust antenna trimmer for maximum output.

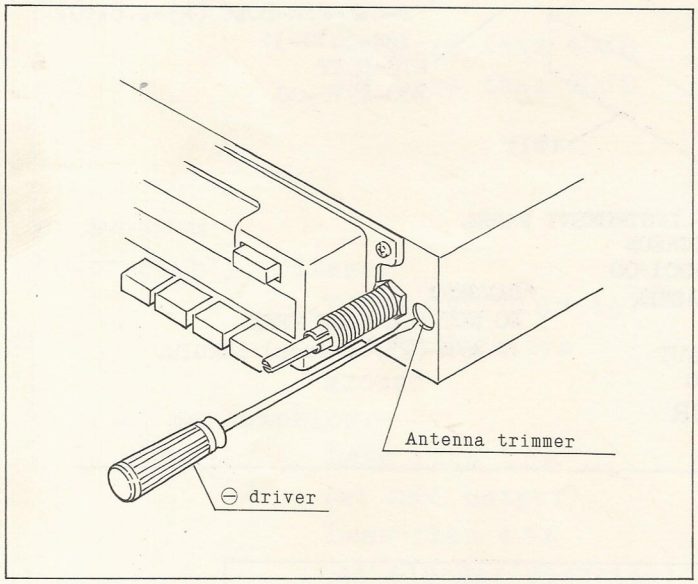
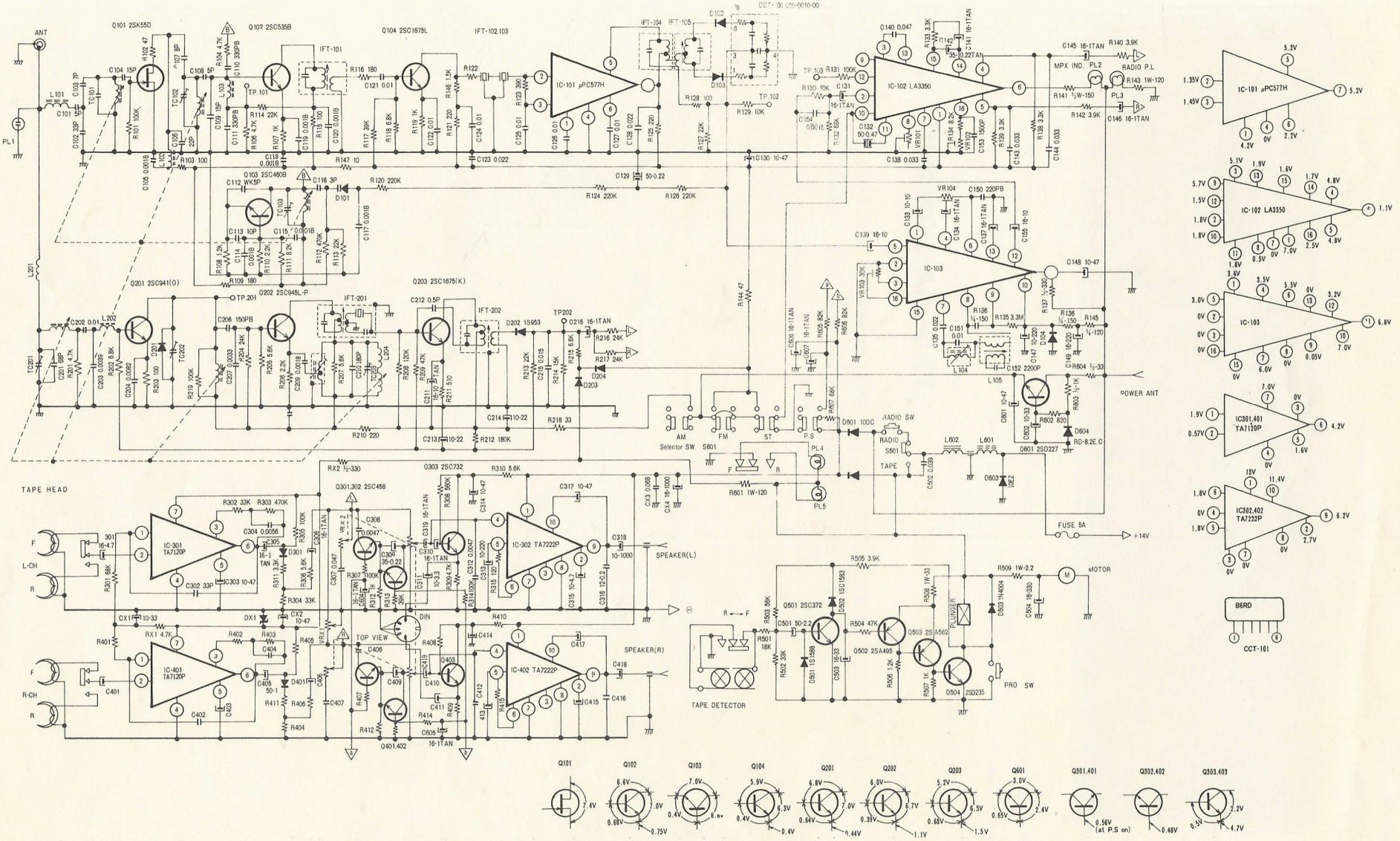
SCHEMATIC DIAGRAM: