

← REVERSE SIDE OF THE CARD → ← REVERSE SIDE OF THE CARD →
 ← REVERSE SIDE OF THE CARD → ← REVERSE SIDE OF THE CARD →

4	QL	QR	KQ	QO	QT	TP	DC	DR	DN	SO		
	ML	NU	TR	KA	GB	KM	RG	CH	SM	GN	AY	WN
2	CR	FC	CO	BL	CY	UE	KY	UW	NC	LF	MW	LG
	AR			GI	UZ	HA	LK	KZ	AW	XY	WL	
3	WV			LO	UL	BO	DB	CS	YB	GL	AK	NE
	DR			RM	DN	PA	AD	AU	MG			
5 & 8	CK	CL		AN	PI	KA	SE	LM	MV			
	DL	NM	WF	WN	PR	PM	IX	KY				
6	DL	NM	WF	WN	PR	PM	IX	KY				
7	SD	ZL	NT	HO	ZR	EX	HT					

B M C R A D I O



4... QL QR KQ QG QY TP BL BK BR SU
ML NU TR KA GB KM RG CH SM GR AY WW
2... CR FC CO BL GI UZ HA LK KZ AW XY WL
AR LO UL BO DB CS YB PA AD AU MW
3... WV DR AN PM IX KY
DR WN PR
5 6 8... CK WP HO ZR FX HT
6... DL NM NT
7... SD ZL

B M C R A S



MODEL MD-C40 CAR RADIO

12 VOLT DUAL POLARITY,
MANUALLY TUNED AERIAL COM-
PENSATOR WITH AERIAL HALF
EXTENDED. ADJUST KNOB ON
SIDE OF RECEIVER FOR MAXIMUM
OUTPUT ON A WEAK STATION
NEAR MIDDLE OF DIAL.

WARNING


BEFORE OPERA-
TION, REMOVE
CAP AND FIT
POLARITY PLUG
SO THAT
APPROPRIATE
ARROW IS
OPPOSITE ARROW
IN COVER.

SPEAKER SOCKET
SPEAKER
IMPEDANCE
15 OHMS.

7126-173-02

2	CR	FC	CO	BL	CY	UE	KY	UW	NC	LFMW	LG	
3	AR			GI	UZ	HA	LK	KZ	AW	XY	WL	VIC.
4	WV		LO	UL	BO	DB	CS	YB	GL	AK	NE	S.A.
5	DR		RM	DN			PA	AD	AU	MG	NE	S.T.
6	CK	CL	AN	PI	KA	SE			LN	MV		W.A.
7	DL	NM	WF	WN	PR	PM	IX	KY				TAB.
8	SD	ZL	NT	HO	ZR	EX	HT					


B M C R A D I O



MOORE NO. 5-AM CAR RADIO
TO OBTAIN FULL SERVICE
PLEASE REFER TO
MANUALS WHICH COME
WITH THIS RADIO
PLEASE REFER TO
SERIALS WHICH COME
WITH THIS RADIO
FOR ALL SERVICE
AND REPAIRS
SEE COLUMN
ARROW IN
SERIALS WHICH
COMES WITH
THIS RADIO
TO OBTAIN FULL SERVICE
PLEASE REFER TO
MANUALS WHICH COME
WITH THIS RADIO
FOR ALL SERVICE
AND REPAIRS
SEE COLUMN
ARROW IN
SERIALS WHICH
COMES WITH
THIS RADIO


QUALITY
TESTED
INSP. No. 8

MODEL MD-C4D CAR RADIO




**12 VOLT DUAL POLARITY,
MANUALLY TUNED AERIAL COM-
PENSATOR: WITH AERIAL HALF
EXTENDED, ADJUST KNOB ON
SIDE OF RECEIVER FOR MAXIMUM
OUTPUT ON A WEAK STATION
NEAR MIDDLE OF DIAL.**

WARNING



**BEFORE OPERA-
TION, REMOVE
CAP AND FIT
POLARITY PLUG
SO THAT
APPROPRIATE
ARROW IS
OPPOSITE ARROW
IN COVER.**

SPEAKER SOCKET



**SPEAKER
IMPEDANCE
15 OHMS.**

7126-173-02



QR	KQ	QG	QY	IP	BC	BK	BH	SO	QLD.		
NU	TR	KA	GB	KM	RG	CH	SM	GN	AY	WN	
FC	CO	BL	CY	UE	KY	UW	NC	LF	MW	LG	N.S.W.
AR			GI	UZ	HA	LK	KZ	AW	XY	WL	
	LO		UL	BO	DB	CS	YB	GL	AK	NE	VIC.
DR	RM		AN	DN	PI	PA	AD	AU	MG		S.A.
CK	CL		WN	PR	PM	IX	KA	SE	LN	MV	N.T.
	WF		HO	ZR	EX	HT	KY				W.A.
	NT										TAS.

R
A
D
I
O