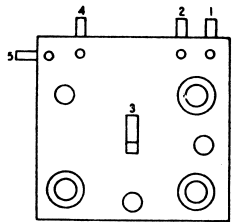
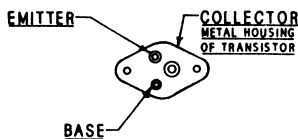


**PERMEABILITY TUNER UNIT  
REAR VIEW**



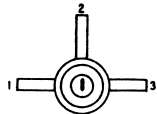
**POWER TRANSISTOR  
UNDERSIDE VIEW**



I.F. - 455Kc/s

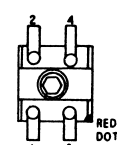
NUMBERS ASSIGNED TO TERMINALS OF COILS AND TRANSFORMERS ARE TO FACILITATE CIRCUIT TRACING OR COMPONENT REPLACEMENT AND MAY NOT BE FOUND ON THE UNIT.

**O.S.C. SHUNT COIL.**



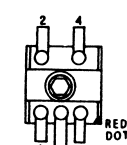
**TERMINAL VIEW**

**1ST I.F. TRANS.**



MANUAL TUNING.

**2ND I.F. TRANS.**



**IMPORTANT:** REFER TO SERVICE BULLETIN JYQ-1 FOR INSTRUCTIONS BEFORE ADJUSTING COLLECTOR CURRENT OF 1138.

ALL VOLTAGES MEASURED BETWEEN POINTS INDICATED AND CHASSIS WITH A DC VACUUM TUBE VOLTMETER. NO INPUT SIGNAL.

**MODEL - JYQ  
NEGATIVE TO CHASSIS**

PB1113