

6ES6

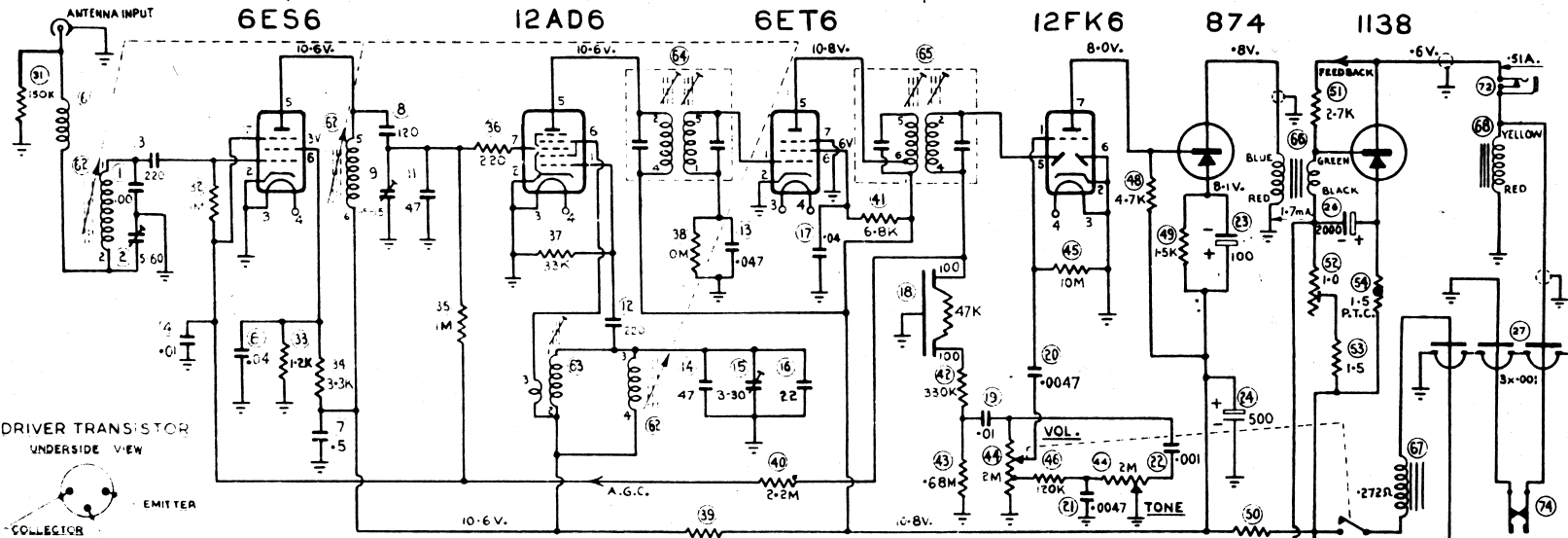
12AD6

6ET6

12FK6

874

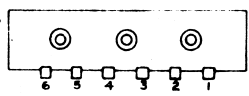
1138



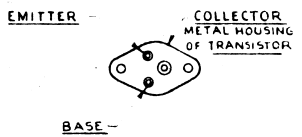
DRIVER TRANSISTOR
UNDERSIDE VIEW



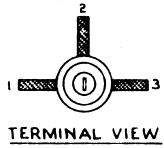
REAR VIEW
TUNER UNIT



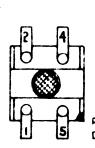
POWER TRANSISTOR
UNDERSIDE VIEW



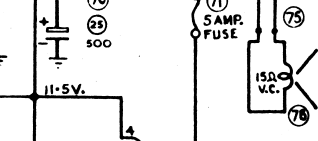
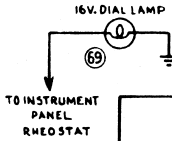
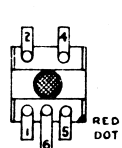
OSC. SHUNT COIL



1ST I.F. TRANS.



2ND I.F. TRANS.



I.F. - 455 Kc/s

NUMBERS ASSIGNED TO TERMINALS OF COILS AND TRANSFORMERS ARE TO FACILITATE
CIRCUIT TRACING OR COMPONENT REPLACEMENT AND MAY NOT BE FOUND ON THE UNIT.

MODEL - JRX
NEGATIVE TO CHASSIS

IMPORTANT - REFER TO SERVICE BULLETIN JRX-1 FOR INSTRUCTIONS
BEFORE ADJUSTING COLLECTOR CURRENT OF 1138.

ALL VOLTAGES MEASURED BETWEEN POINTS INDICATED AND CHASSIS
WITH A D.C. VACUUM TUBE VOLTMETER. NO INPUT SIGNAL.

PB1097