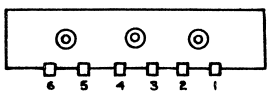


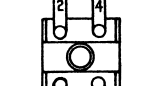
**PUSH BUTTON PERMEABILITY TUNER UNIT REAR VIEW**



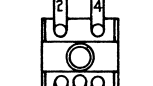
**OSC. SHUNT COIL TERMINAL VIEW**




**1<sup>ST</sup> I.F. TRANS. RED DOT**



**2<sup>ND</sup> I.F. TRANS. RED DOT**

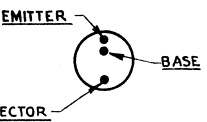


**CONVERTER TRANS. GREEN DOT**



NUMBERS ASSIGNED TO TERMINALS OF COILS AND TRANSFORMERS ARE TO FACILITATE CIRCUIT TRACING OR COMPONENT REPLACEMENT AND MAY NOT BE FOUND ON THE UNIT.

**TRANSISTOR 2N270 UNDERSIDE VIEW**



ALL VOLTAGES MEASURED BETWEEN POINTS INDICATED AND CHASSIS WITH A D.C. VACUUM TUBE VOLTMETER. NO INPUT SIGNAL.

**IMPORTANT!**—REFER TO SERVICE BULLETIN JQY-1 FOR INSTRUCTIONS BEFORE ADJUSTING COLLECTOR CURRENT OF 1138.

**MODEL—JQY**  
NEGATIVE TO CHASSIS

I.F.—455 KC/S.

