

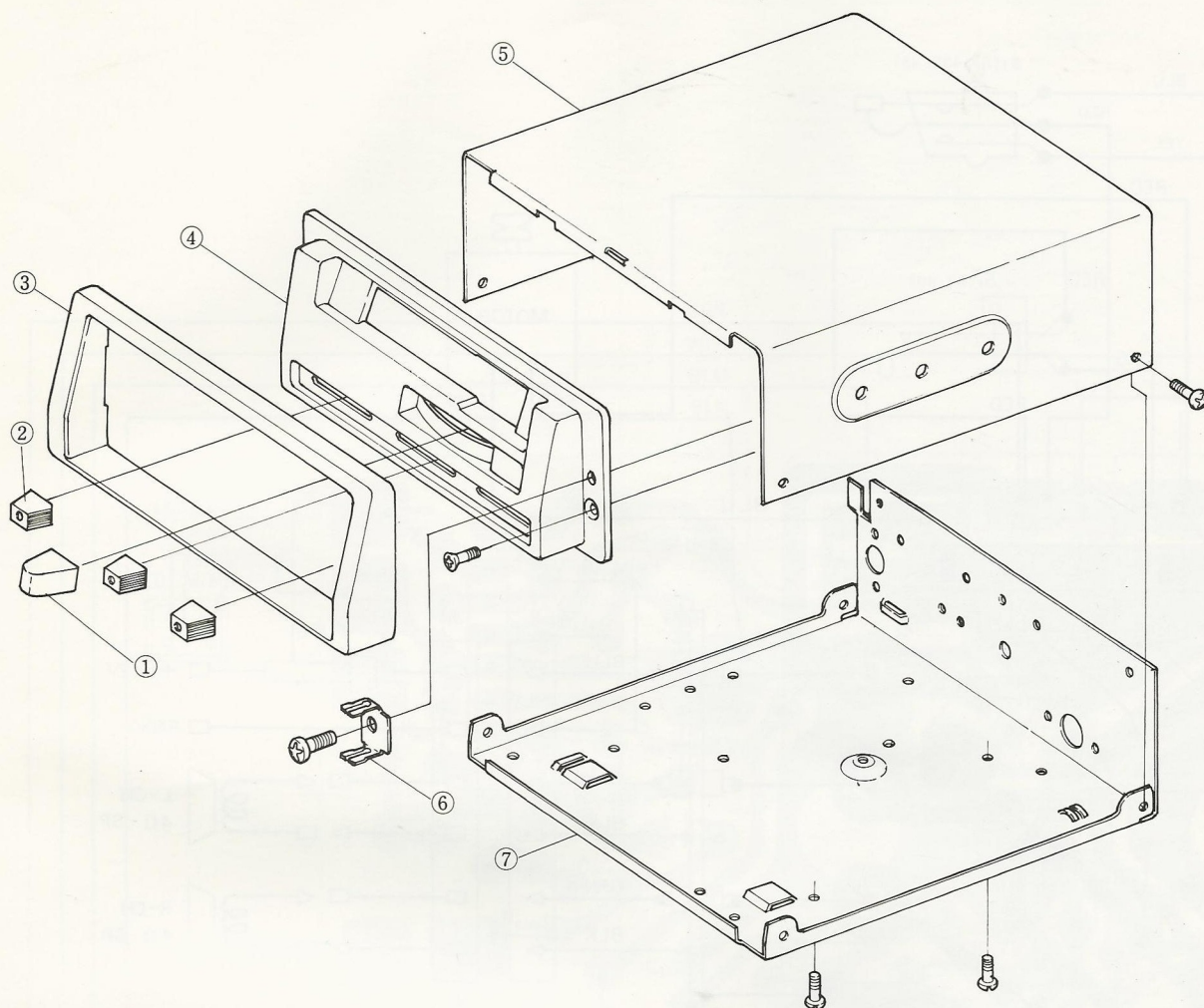


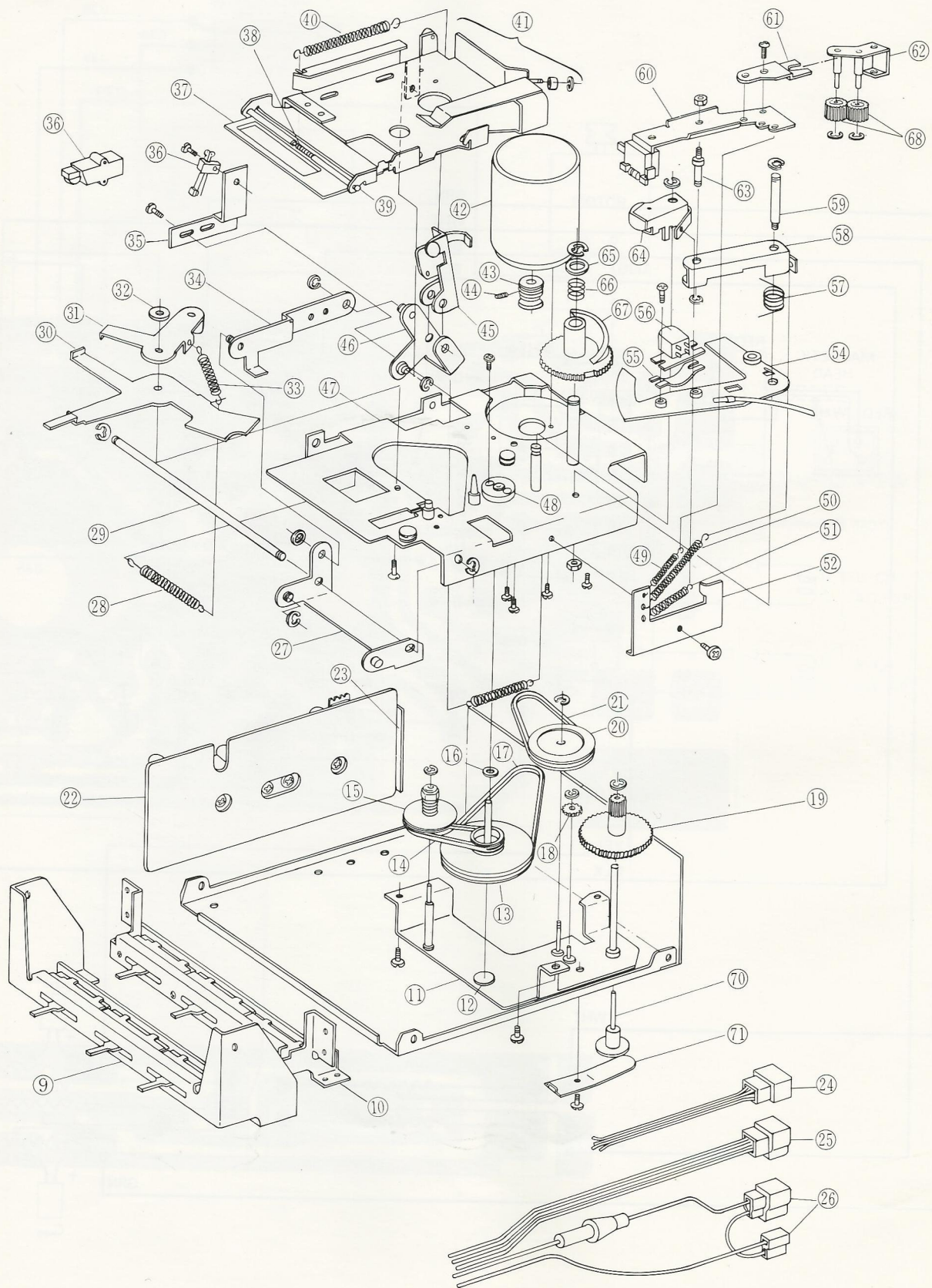
SERVICE MANUAL

CASSETTE CAR STEREO

MODEL **GX-40E**

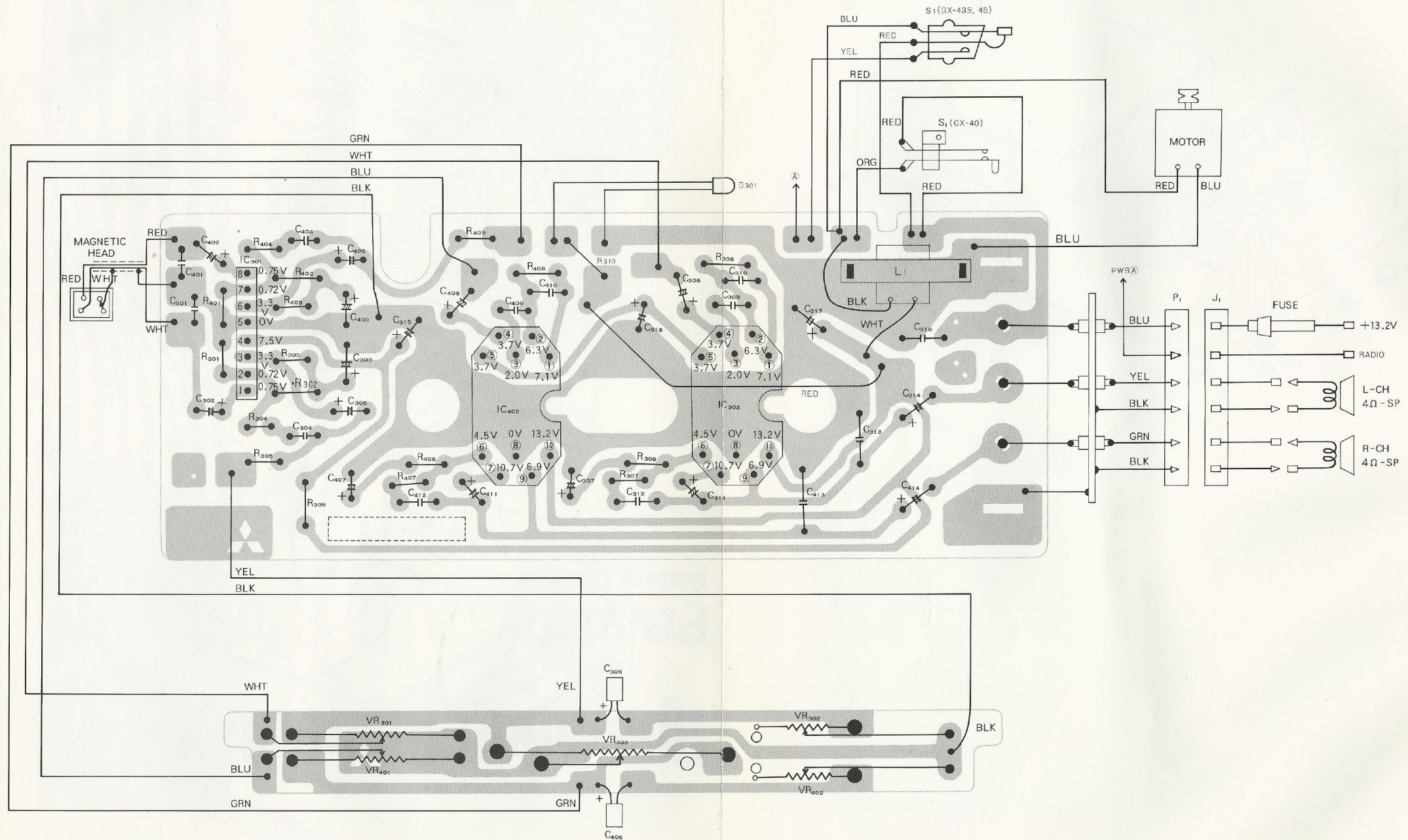
DISINTEGRATION





PRINTED CIRCUIT BOARD AND WIRING DIAGRAM (Printed Side)

MODEL: GX-40E



PARTS LIST

1. Mechanical Parts

Ref. No.	Part No.	Description	Ref. No.	Part No.	Description
1	704M15501	KONOB LEVER	46	891M04201	LEVER-EV-B
2	704M10801	KNOB SLIDE	47	891L01105	UNIT MAIN BASE
3	702L02901	ESCUTCHEON	48	530M01202	CAPSTAN METAL
4	963L09301	ASSY PANEL	49	570M26201	SPRING-TL
5	590K07605	UPPER COVER	50	570M18501	SPRING-EV
6	591M16801	HOLDER-E	51	570M18401	SPRING-PR
7	963M06608	ASSY BASE CHASSIS	52	590M96901	HOLDER-SPRING
8			53		
9			54	943M06609	ASSY BASE HEAD
10	963L29601	ASSY VR HOLDER	55	570M19002	SPRING HEAD
11	891L01702	BOTTOM PLATE	56	460P01101	HEAD
12	641M09001	BOTTOM CAP	57	570M18802	SPRING-HB
13	524M00601	FLYWHEEL	58	590M96401	LEVER TAPE-B
14	521M01902	BELT-FR	59	630M28701	BASE-HEAD POST
15	891L00902	ASSY REEL REST	60	943M06801	TAPE LEVER-A
16	640M00206	WASHER-P	61	591M26201	TAPE LEVER-B
17	521M01701	BELT-MF	62	891M06001	GEAR LEVER
18	641M13701	PINION	63	630M28802	TAPE LEVER-PIN
19	641M10201	GEAR-60	64	891M03701	UNIT PINCH ROLLER
20	641M10302	IDLER GEAR	65	556M01401	WASHER-CG
21	521M01802	BELT-MI	66	570M18902	SPRING-CG
22	923K14103	ASSY PWB	67	641M08603	CAM GEAR
23	923L22901	ASSY HOLDER-CP	68	641M08801	PINION GEAR
24	242L04302	LEAD-6CM	69	570M17601	SPRING-EV-3
25			70	891M06101	GEAR SHAFT
26			71	590M96701	SPRING PLATE
27	891M04102	LEVER-EV-A		685C00203	RETAINING RING 1.5mm
28	570M19102	SPRING-CL		685C00204	RETAINING RING 2mm
29	630M35501	SHAFT-EV		685C00206	RETAINING RING 3mm
30	590M96205	CONTROL LEVER		685C00207	RETAINING RING 4mm
31	891M06201	ASSY LEVER-FF			
32	630M29002	BOSS LEVER			
33	570M15801	SPRING-EV-1			
34	891M04303	LINK			
35	591M08701	HOLDER-SWITCH			
36	432L01201	SW-LEAF			
37	768M04506	SHUTTER			
38	570M17301	SPRING SHUTTER			
39	531M06901	SHAFT SHUTTER			
40	570M19602	SPRING-EJ			
41	891L03101	ELEVATOR			
42	288P01802	MOTOR			
43	522M03902	PULLEY MOTOR			
44	669D05801	SET SCREW			
45	591M26301	EJECTOR-SW			

2. Electrical Parts

Ref. No.	Part No.	Description	Ref. No.	Part No.	Description
VR302, 402	129L03602	VR-SLIDE A 20K Ω x2			
VR303	129L03703	VR-SLIDE W 50K Ω			
VR301, 401	129L03801	VR-SLIDE A 20K Ω x2			
D301	264P15101	LED GL-3AR-1			
IC302, 402	266P30601	IC HA-1306WU			
IC301	266P31601	IC M51521L			
	460P01101	HEAD			
	288P01802	MOTOR			
L1	351P01105	TRANS CHOKE 1.5mH			
	432L01201	LEAF SWITCH			
	439L00101	SQUELTON SWITCH			
	923K14103	ASSY PWB			