

# SERVICE MANUAL

## CASSETTE CAR STEREO



MODEL : **GX-122**

### SPECIFICATIONS:

- POWER SUPPLY: DC14.4V (10.8-15.6V usable)  
negative ground only
- CURRENT CONSUMPTION: 1.0A at 1W
- WOW AND FLUTTER: 0.13% (JIS WRMS)
- FREQUENCY RESPONSE: 40-12,000Hz
- S/N RATIO: 52dB
- CROSS TALK: 50dB
- TONE CONTROL: BASS  $\pm 10$ dB (at 100Hz)  
TREBLE  $\pm 10$ dB (at 10KHz)
- OUTPUT: 6W x 2 (MAXIMUM)  
5W x 2 (THD10%)
- OUTPUT IMPEDANCE: 4 $\Omega$
- FF/REW TIME: 140sec (by C-60 Tape)
- TAPE SPEED: 4.76 cm/sec.
- SIZE: Width 140mm  
Heigh 50mm  
Depth 148mm
- WEIGHT: 1.0Kg (2.2 Lbs.)

### FEATURES:

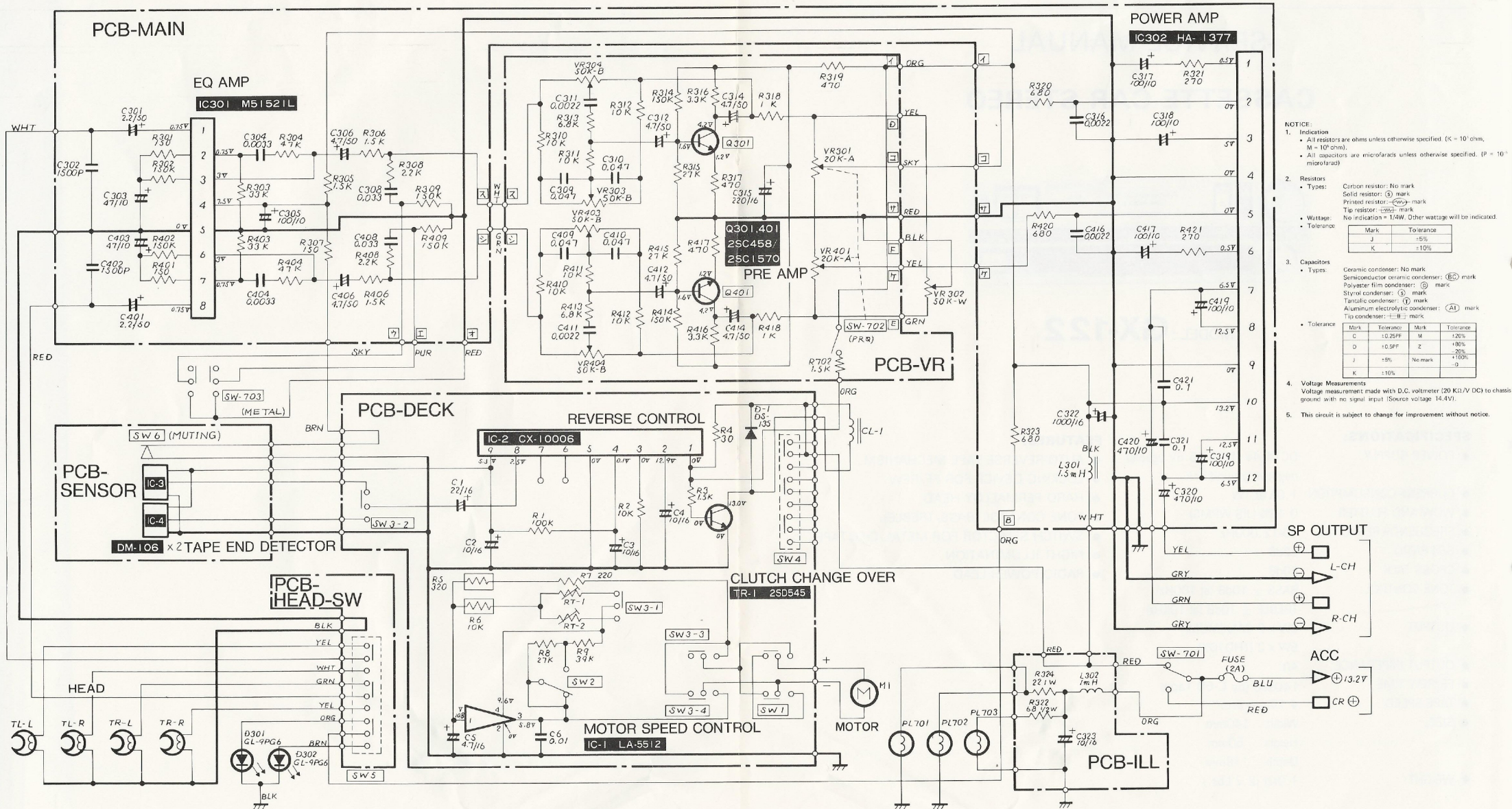
- AUTO REVERSE TAPE MECHANISM.
- LOCKING DEVICE FOR FF/REW.
- HARD PERMALLOY HEAD.
- TONE CONTROL (BASS/TREBLE).
- SWITCH SELECTOR FOR METAL/CrO<sub>2</sub>TAPE.
- NIGHT ILLUMINATION.
- RADIO POWER LEAD.

**MITSUBISHI ELECTRIC AUSTRALIA PTY. LTD.**

**73-75 EPPING ROAD NORTH RYDE N.S.W.2113 SYDNEY AUSTRALIA**

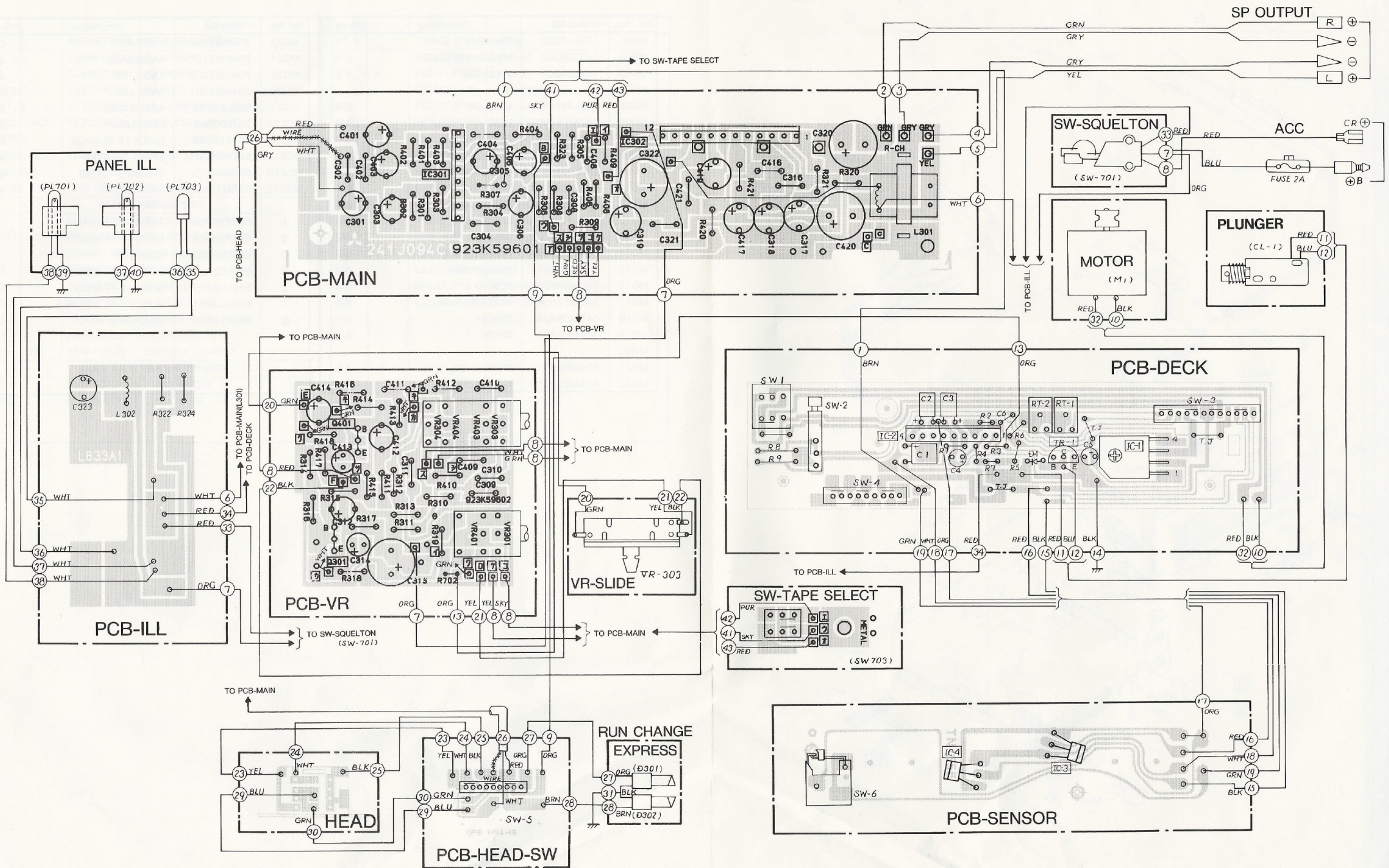


# SCHEMATIC DIAGRAM





# PRINTED CIRCUIT BOARD (pattern side)







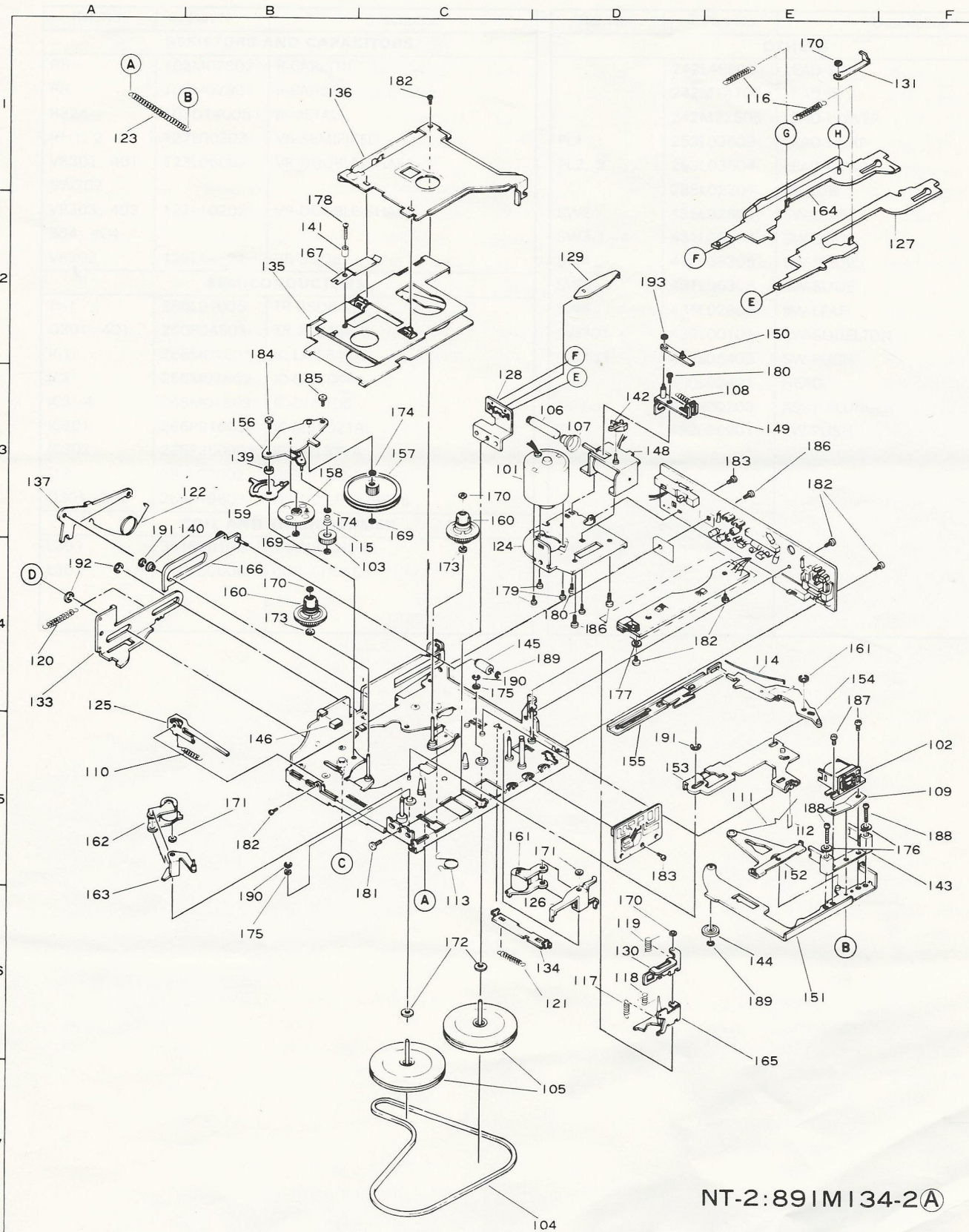


MECHANICAL PARTS LIST  
CHASSIS

Ref. No.	Part No.	Description	Index	Ref.No.	Part No.	Description	Index
M001	122L10202	VR-DOUBLE SHAFT	C-5	M023	704M63001	KNOB-FR	C-4
M002	123L06002	VR-DOUBLE SHAFT	C-5	M024	704M63101	KNOB-BASS	A-5
M003	129L14801	VR-SLIDE	E-6	M025	704M63203	KNOB-TRE	A-5
M004				M026	704M63301	KNOB-LM	C-7
M005	242L48602	LEAD-SP	E-4	M027	963L27303	ASSY-PANEL	B-5
M006	242M14708	LEAD-1P	A-2	M027A	253L03504	LEAD-LAMP	B-4
M007	242M22505	LEAD-POWER	A-1	M027B	264P19803	DIODE LE GL-9PG6	C-4
M008	253L02609	LEAD-LAMP	B-6	M027C	531M08201	SHAFT-SHUTTER	A-4
M009	253L03504	LEAD-LAMP	C-7	M027D	570M40701	SPRING-SHUTTER	B-4
M010	432L06402	SW-PUSH	E-7	M027E	768M12506	SHUTTER	B-4
M011	439L00101	SW-SQUELTON	B-3				
M012	560K12404	CHASSIS	E-6	Ⓐ	650P260Q6	SCREW-F-FE-PAN	
M013	590K34801	UPPER-COVER	E-2	Ⓑ	651P260Q6	SCREW-F-FE-PLAT	
M014	592M35901	LEVER-EJECT	B-4	Ⓒ	669L02002	SCREW-FT	
M015	592M30401	HOLDER-SW	C-3	Ⓓ	669L02701	SCREW-F-FE-BINDIND	
M016	630M50801	POST-D	D-4	Ⓔ	669L02705	SCREW-F-FE-BIND	
M017	641M17601	HOLDER-LAMP-L	B-7	Ⓕ	669L02901	SCREW-F-FE-BINDIND	
M018	642M08403	SPACER	C-1	Ⓖ	680P226W1	WASHER-SPRING	
M019	704M62501	KNOB	A-4				
M020							
M021	704M62801	KNOB-SLIDE	A-5				
M022	704M62901	KNOB-EJECT	B-4				



EXPLODED VIEW PARTS LIST  
DECK



NT-2:89IM134-2(A)

REMARK:  
A pair of Alphabetical letters of "A", "B", "C", etc.  
should be put together each other in assembling.



# MECHANICAL PARTS LIST

## DECK

Ref. No.	Part No.	Description	Index	Ref. No.	Part No.	Description	Index
101	288L02201	MOTOR (WITH PULLEY)	D-3	152	891J00207	UNIT-PINCH-ROLLER-ACT-BASE	E-5
102	460L02401	HEAD	E-5	153	891J00208	UNIT-MAIN-SLIDE-LINK	D-5
103	520J00101	IDLER-GEAR	B-3	154	891J00209	UNIT-CHANGE-LEVER	E-4
104	521L00301	MAIN-BELT	C-7	155	891J00301	UNIT-PACK-PLATE	D-5
105	524J00101	FLYWHEEL	C-6	156	891J00302	ASSY-GEAR-PLATE	B-3
106	531J00101	MOVABLE-IRON-CORE	D-3	157	891J00303	UNIT-PULLEY-GEAR	C-3
107	570J00101	SPRING-PLUNGER	D-3	158	891J00304	UNIT-CENTER-GEAR	B-3
108	570J00102	SPRING-CAM-SW-LEVER	D-3	159	891J00305	UNIT-LEAD-PLATE	B-3
109	570J00103	SPRING-HEAD-PLATE	E-5	160	891J00306	ASSY-REEL	C-3, B-4
110	570J00104	SPRING-TIMING-PLATE	B-5	161	891J00307	ASSY-PINCH-ROLLER (L)	C-5
111	570J00105	SPRING-PINCH-ROLLER	E-5	162	891J00308	ASSY-PINCH-ROLLER (R)	A-5
112	570J00106	SPRING-ACT-SW	E-5	163	891J00309	UNIT-HEAD-ARM-LEVER	A-5
113	570J00107	SPRING-CHANGE-LEVER	C-5	164	891J00601	UNIT-LEVER-RWD-B	E-1
114	570J00108	SPRING-TENSION	E-4	165	891J00402	ASSY-RELEASE	D-6
115	570J00109	SPRING-IDLER-GEAR	B-3	166	891J00403	UNIT-EJECTOR	B-4
116	570J00201	SPRING-LEVER	E-1	167	891J00404	UNIT-P-SPRING-PACK	B-2
117	570J00202	SPRING-MINI	D-6	168			
118	570J00203	SPRING-RELEASE	D-6	169	640J00101	CUT-WASHER-P (1.2φx3φx0.25t)	
119	570J00204	SPRING-LOCK-PLATE	D-6	170	640J00102	CUT-WASHER-P (1.6φx3.8φx0.3t)	
120	570J00205	SPRING-EJ-LEVER	A-4	171	640J00103	CUT-WASHER-P (2.1φx5φx0.4t)	
121	570J00206	SPRING-MAIN-SW	D-6	172	640J00104	WASHER-P (2.1φx5φx0.13t)	
122	570J00207	SPRING-EJECTOR	A-3	173	640J00105	WASHER-P (2.1φx5φx0.3t)	
123	570J00208	SPRING-HEAD-BASE	A-1	174	640J00106	WASHER-P (1.5φx3.2φx0.2t)	
124	590J02601	MOTOR-BRACKET	D-3	175	640J00107	WASHER-P (2φx3.5φx0.5t)	
125	590J02602	TIMING-PLATE	B-5	176	680M00201	WASHER (2.1φx5.0φx0.4t)	
126	590J02603	MAIN-SW-ARM	D-5	177	680M00202	WASHER (2.1φx5.0φx0.2t)	
127	590J03301	FF-LEVER-B	F-2	178	669J00203	CAMERA-SCREW (M2x4)	
128	590J02605	BRACKET-LEVER	C-3	179	669J00102	CAMERA-SCREW (M2x2)	
129	590J02606	NON-LOCK-PLATE	D-2	180	669J00103	CAMERA-SCREW (M2x3)	
130	590J02607	LOCK-PLATE	D-6	181	669J00104	CAMERA-SCREW (M2.6x3)	
131	590J02608	PUSH-REVERSE-PLATE	F-1	182	669J00105	TAPPING-CAMERA-SCREW (M2x3)	
132				183	669J00106	TAPPING-CAMERA-SCREW (M2x4)	
133	590J02701	EJECT-LEVER	A-4	184	669J00107	TAPPING-CAMERA-SCREW (M2.3x5)	
134	590J02702	MAIN-SW-LEVER	C-6	185	669J00108	TAPPING-CAMERA-SCREW (M2.6x4)	
135	590J02703	ELEVATOR-HOLDER	C-2	186	669J00109	TAPPING-CAMERA-SCREW (M2.6x5)	
136	590J02704	ELEVATOR-ARM	C-1	187	669J00201	SCREW ⊕ ⊖ (M2x4)	
137	590J02705	LIFT-UP-LEVER	A-3	188	669J00202	SEMS-SCREW (M2x11)	
138			B-3	189	685L02101	RETANING-RING (E1.5)	
139	630J00102	COLLAR (R)	B-3	190	685L02102	RETANING-RING-S (E1.5)	
140	630J00103	EJECTOR-GUIDE-ROLLER	A-4	191	685L02103	RETANING-RING (E2.0)	
141	630J00201	SP-PACK-ROLLER (L)	B-2	192	685L02104	RETANING-RING (E3.0)	
142	641J00101	SWITCH-CAM	D-3	193	640J00108	WASHER-P (1.2φx3.0x0.25t)	
143	641J00102	TAPE-GUIDE	E-5				
144	641J00103	HEAD-BASE-ROLLER	E-6				
145	641J00104	EJECTOR-COLLAR	C-4				
146	765J00101	RUBBER-CUSHION	B-5				
	891J00201	UNIT-MAIN-BASE	C-5				
148	891J00203	ASSY-PLUNGER	D-3				
149	891J00204	UNIT-BASE-PLATE	E-3				
150	891J00205	UNIT-CAM-SW-LEVER	E-2				
151	891J00206	UNIT-HEAD-BASE	E-5				



ELECTRICAL PARTS LIST

Ref.No.	Part No.	Description
RESISTORS AND CAPACITORS		
R5	103M02802	R-CARBON
R6	103M02801	R-CARBON
R324	103D14005	R-METAL
RT-1, 2	127L00303	VR-SEMIFIXED
VR301, 401	123L06002	VR-DOUBLE-SHAFT
SW702		
VR303, 403, 304, 404	122L10202	VR-DOUBLE-SHAFT
VR302	129L14801	VR-SLIDE
SEMICONDUCTORS		
Tr-1	260L01005	TR 2SD545
Q301, 401	260P04503	TR 2SC458-C
IC1	266M01601	IC LA-5512K
IC2	266M01602	IC CX-1006
IC3, 4	266M01603	IC-DM-106
IC301	266P31602	IC M51521AL
IC302	266P350901	IC HA1377A
D-1	264L02002	DIODE DS-135
D301, 302	264P19803	DIODE LE GL-9PG6
COIL AND TRANSFORMER		
L301	351P00104	TRANS-CHOKE
L302	409P00606	COIL-CHOKE

Ref.No.	Part No.	Description
OTHERS		
	242L48602	LEAD-SP
	242M14708	LEAD-IP
	242M22505	LEAD-POWER
PL1	253L02609	LEAD-LAMP
PL2, 3	253L03504	LEAD-LAMP
	288L02201	MOTOR
SW2	435L02801	SW-LEAF
SW3-1~4	431L05304	SW-SLIDE
SW4	431L05305	SW-SLIDE
SW5	431L05306	SW-SLIDE
SW6	435L02803	SW-LEAF
SW701	439L00101	SW-SQUELTON
SW703	432L06402	SW-PUSH
	460L02401	HEAD
CL-1	891J00203	ASSY-PLUNGER
SW1	432L06901	SW-PUSH