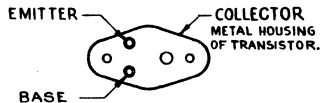
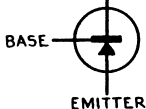


PBI069

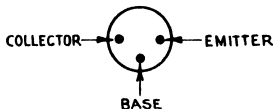
POWER TRANSISTOR
UNDERSIDE VIEW



SCHEMATIC
COLLECTOR



DRIVER TRANSISTOR
UNDERSIDE VIEW



IMPORTANT:

REFER TO SERVICE BULLETIN DJR-1 INSTRUCTIONS
BEFORE ADJUSTING COLLECTOR CURRENT OF 1138.

MODEL—DJR
POSITIVE TO CHASSIS
I.F.—455 K c/s.

ALL VOLTAGES MEASURED BETWEEN
POINTS INDICATED AND CHASSIS WITH
A.D.C. VACUUM TUBE VOLTMETER.
NO INPUT SIGNAL.

CIRCUIT N°41 WAS 3-3M — CIRCUIT N°42 DELETED — CIRCUITS N°20,47 & 50 ADDED — CIRCUIT N°51 WAS 120Ω — CIRCUIT N°14 WAS 56MMF. — CIRCUIT N°16 WAS 15MMF.
CIRCUIT N°56 WAS 1-6 — POWER TRANSISTOR WAS 2N301

ISSUE N°2