Radio 90AL466/00/45

Service
Service
Service

Service Manual



MW : 520–1605 kHz (577 – 187m)
SW1 : 1,6 – 4,75 MHz (187,5 – 63,1m)
SW2 : 4,75–10,8 MHz (63,1 –27,7m)
SW3 : 10,5 – 21,75MHz (28,5 –13,8m)
IF : 452 kHz
OUTPUT : 1000mW ± 1dB (d = 10%)

SUPPLY : 6V (4 x R20)
: 110/240V~

Subject to modification

PHILIPS

WAVE RANGE SK	SIGNAL TO	◇	VARICAP	ADJUST	INDICATION
MW (520~1605 KHz)	452 KHz	A	MIN.	S12	1 MAX.
				S11	
				S10	
				S9	
MW (520~1605 KHz)	512 KHz	B	MAX.	**S6**	1 MAX.
	1635 KHz		MIN.	CT7	
	580 KHz		TUNE IN	**S1a,b**	
	1400 KHz			CT1	
SW1 (1.6~4.75 MHz)	1.55 MHz		MAX.	S7	
	4.8 MHz		MIN.	CT6	
	1.7 MHz		TUNE IN	**S2a,b**	
	4.5 MHz			CT2	
1 SW2 (4.75~10.8 MHz)	4.5 MHz	C	MAX.	**S8**	
	11 MHz		MIN.	CT5	
	4.8 MHz		TUNE IN	S4	
	10.3 MHz			CT3	
1 SW3 (10.5~21.75 MHz)	11 MHz		TUNE IN	S5	
	22 MHz			CT4	
REPEAT-					

Push in the telescopic aerial.
Set fine-tune control C15 in central position.
Inject on point Ⓒ via a 12 pF capacitor.

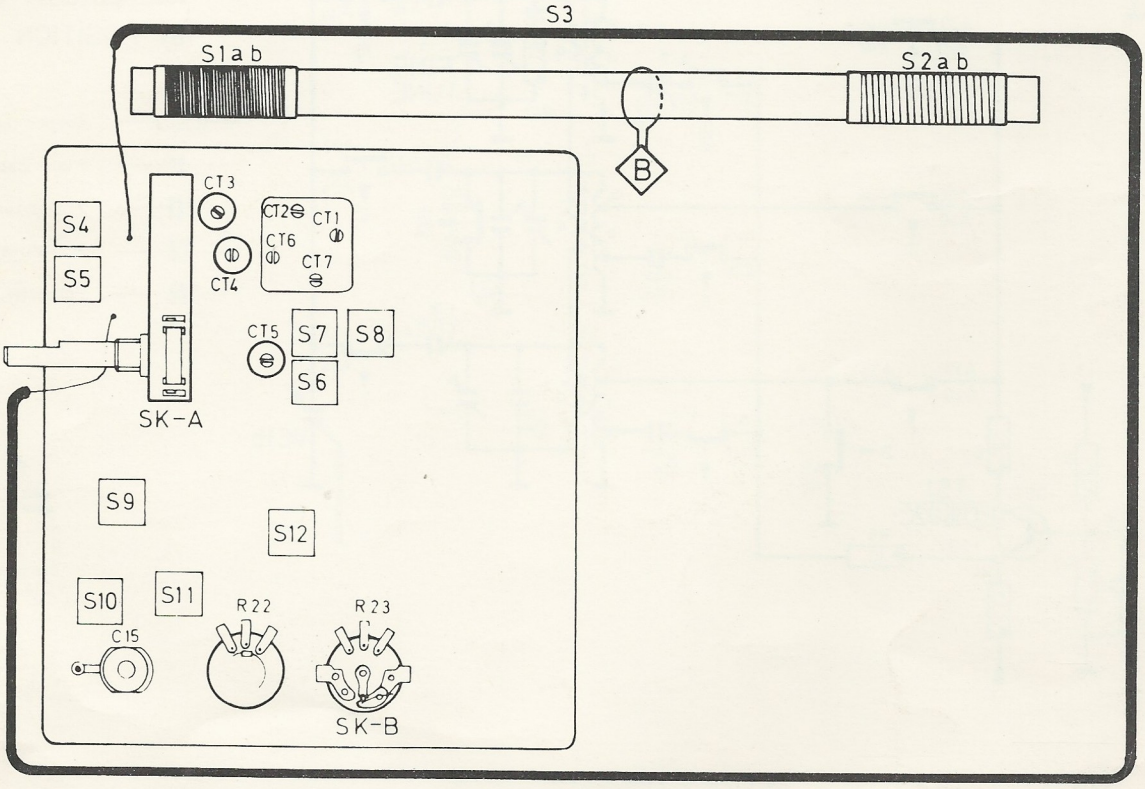

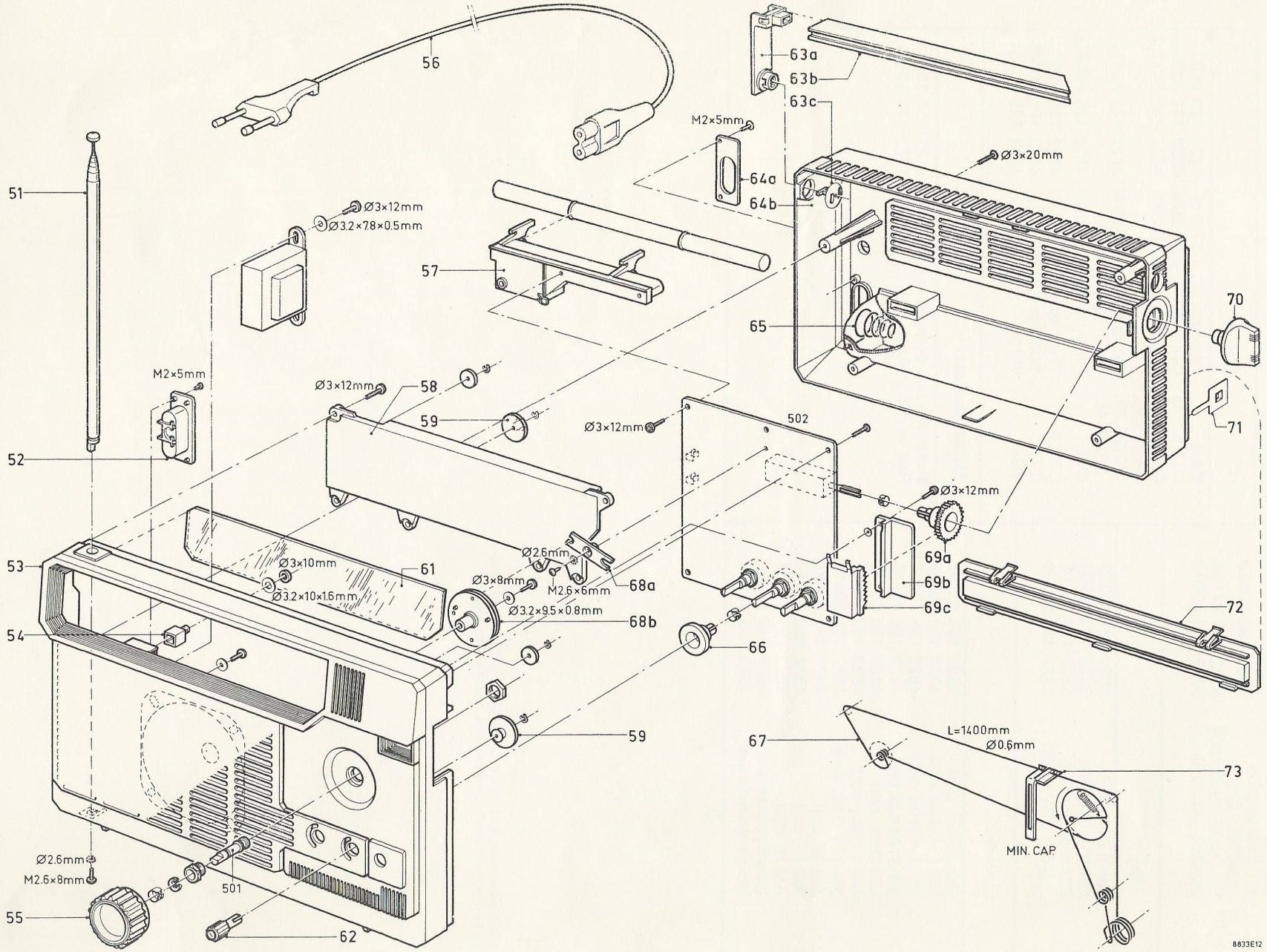

51	4822 303 30179
52	4822 265 30124
53	4822 423 50262
54	4822 267 30043
55	4822 413 50901
56/00	4822 321 10105
56/45	4822 321 17024
57	4822 404 10332
58	4822 404 10331
59	4822 528 80634
61	4822 459 40428
62	4822 413 10127
63a,b,c	4822 498 40383
64a,b	4822 422 30087
65	4822 492 51068
66	4822 460 10389
67	4822 321 30214
68a,b	4822 528 80635
69a,b,c	4822 691 10231
70	4822 411 20226
71	4822 492 61971
72	4822 423 40428
73	4822 450 80458

ELECTRICAL PARTSLIST

-TS-		
TS1	ED1602C (BC558A)	4822 130 40962
TS2	ED1502C (BF494)	5322 130 44195
TS3	ED1402B (BC548A)	4822 130 40948
TS4	ED1402C (BC548)	4822 130 40938
TS5	ED1402D (BC548)	4822 130 40938
TS6,7	ED1602D (BC558A)	4822 130 40962
TS8,9	2SD352/2SB324 (AC127/128)	5322 130 40382
TS10	ED1402E (BC548C)	5322 130 44196
TS11	2SB324 (AC128)	5322 130 40095

-D-		
D1	1N60 (AA119)	5322 130 40229
D2	CDG00 (BA216)	5322 130 30702
D3	CDG24 (BA216)	5322 130 30702
D4-7	1N4001 (BY188B)	4822 130 30829

-S-		
S1	MW-Aerial coil	4822 158 60398
S2	SW-1 Aerial coil	4822 158 60399
S4	SW-2 Aerial coil	4822 156 40635
S5	SW-3 Aerial coil	4822 156 40636
S6	MW-Osc. coil	4822 156 30549
S7	SW-1 Osc. coil	4822 156 30455
S8	SW-2/3 Osc. coil	4822 156 30454
S9	AM-IF coil	4822 156 30407
S10,11	AM-IF coil	4822 153 10287
S12	AM-IF coil	4822 153 10232
S13	Loudspeaker 4 Ω 4"	4822 240 30088
S14	Mains transformer	4822 145 30172

-R-		
R22	Tone control 20 kΩ lin.	4822 101 30326
R23	Volume control 20 kΩ log. + SW	4822 101 50208
R33	Thermistor D1E	4822 116 30181

-C-		
C4,6	Cer.cap. 30 pF - 5 %	4822 122 40099
C19,32,33	Cer.cap. 10 KpF-20%	4822 122 30043
C24,28	Cer.cap. 20 KpF-20%	4822 122 30103
C8,20,22, 23,26,30, 36,47,48	Cer.cap. 40 KpF-20%	4822 122 31152
C15	Fine tuner	4822 125 60075
CT3,4	Trimmer 10 pF	4822 125 50062
CT5	Trimmer 20 pF	4822 125 50045
VC-1	Varco	4822 125 20184

-Miscellaneous-	
Fuse 315 mA delayed	4822 253 30014
Rod aerial 200x10 mm	4822 526 10107

Safety regulations require that the set be restored to its original condition and that parts which are identical with those specified, be used.

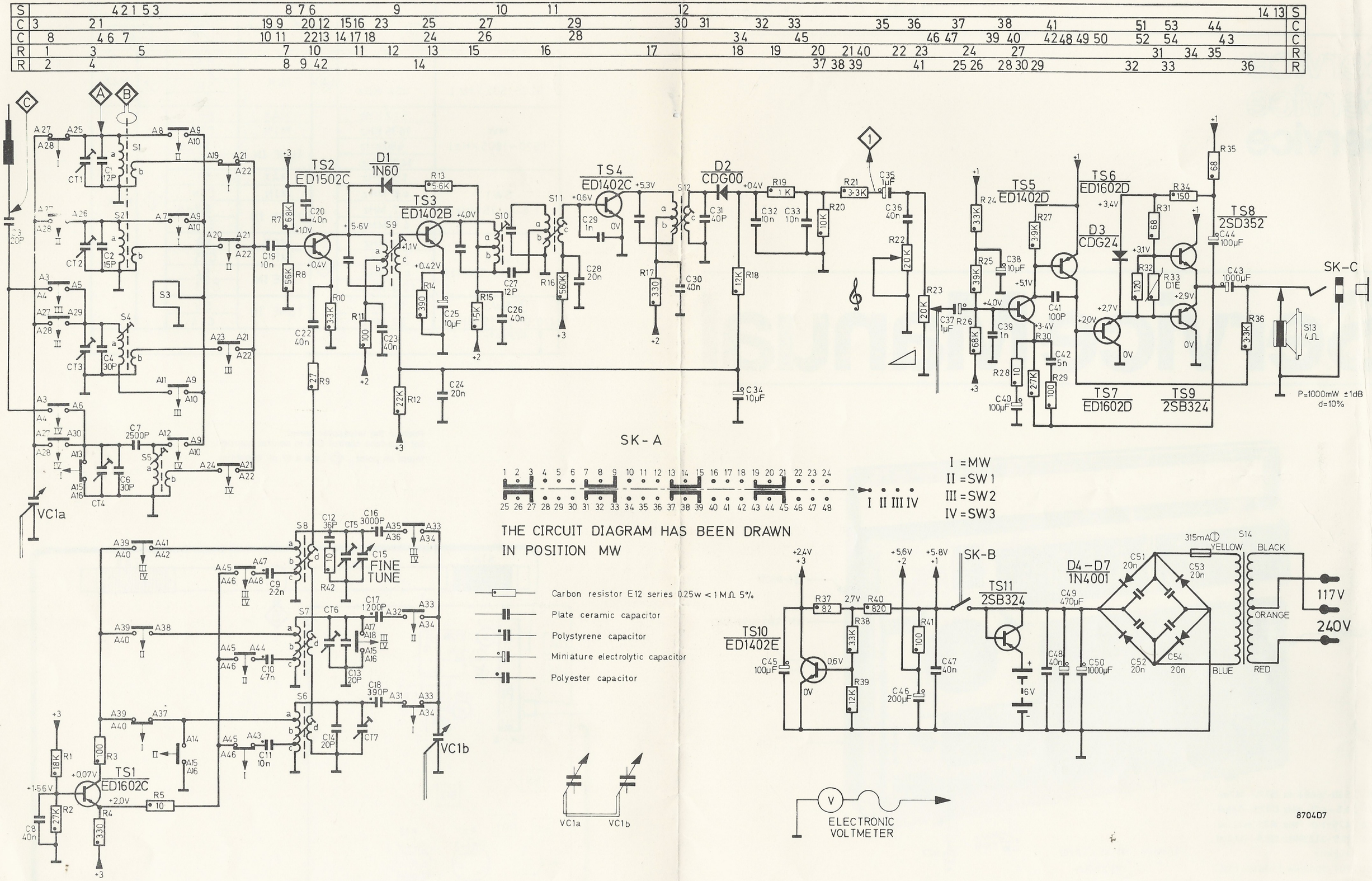
TS2 ED1502C
D1 1N60
TS3 ED1402B
TS4 ED1402C
D2 CDG00
TS5 ED1402D
TS6 ED1602D
D3 CDG24
TS8 2SD352
TS7 ED1602D
TS9 2SB324
SK-C
SK-A
SK-B
VC1a
VC1b
FINE TUNE
TS1 ED1602C
TS10 ED1402E
TS11 2SB324
D4-D7 1N4001
P=1000mW ±1dB
d=10%
117V
240V
YELLOW
BLACK
ORANGE
BLUE
RED
315mA
ELECTRONIC VOLTMETER
I = MW
II = SW1
III = SW2
IV = SW3
THE CIRCUIT DIAGRAM HAS BEEN DRAWN IN POSITION MW
Carbon resistor E12 series 0.25w < 1MΩ 5%
Plate ceramic capacitor
Polystyrene capacitor
Miniature electrolytic capacitor
Polyester capacitor
8704D7

S	6 7 8 12 11 9 10 4 5	S
C	43 54 51 48 41 50 42 38 14 1 35 46 32 13 30 2 4 10 16 6 8 22 26 15 3 24 19 20	C
C	52 53 49 47 44 37 39 40 45 33 31 36 12 11 29 18 34 9 17 28 27 7 25 23	C
R	33 31 34 35 30 26 41 38 37 23 21 9 17 42 4 1 5 11 15 3 10 8 7	R
R	36 32 27 29 24 25 40 28 39 20 19 18 22 2 16 12 13 14	R

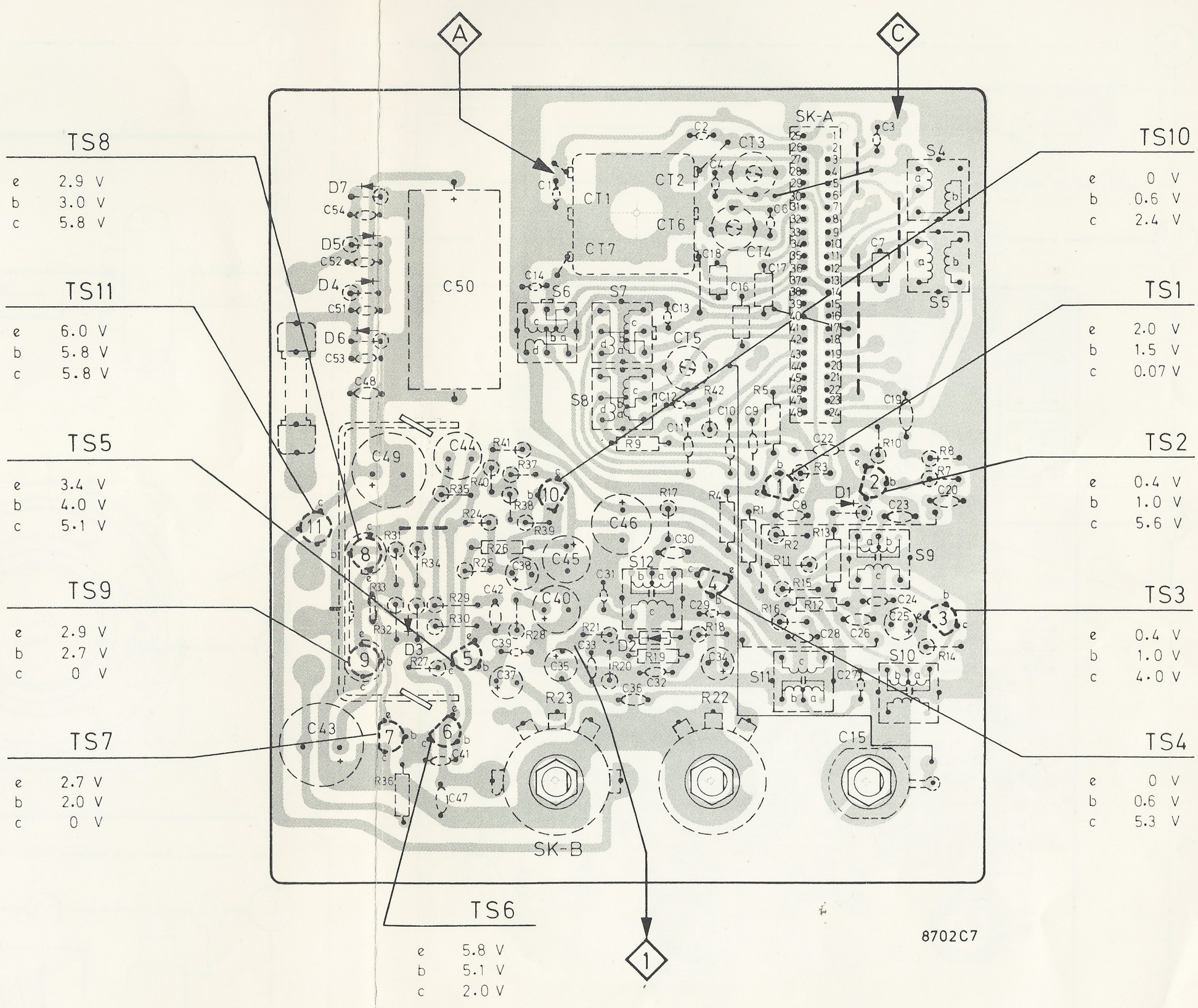

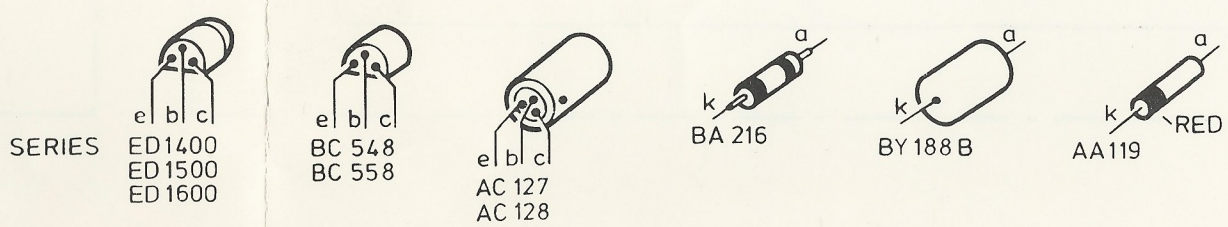

CS55530

S	1a 4 5 1b 10 9 11 12 8 7 6 2b 2a 14 3 13	S
C	20 19 23 7 3 26 15 22 8 6 9 16 18 2 12 13 46 31 45 1 14 39 42 50 41 49 54 51 48	C
C	25 24 27 28 17 10 29 34 4 11 30 32 36 33 35 40 38 37 44 47 52 53 43	C
R	8 14 10 3 15 2 5 4 42 17 9 21 39 37 41 40 35 29 34 31 33	R
R	7 13 12 16 11 1 18 22 19 20 23 28 38 26 24 25 30 27 36 32	R

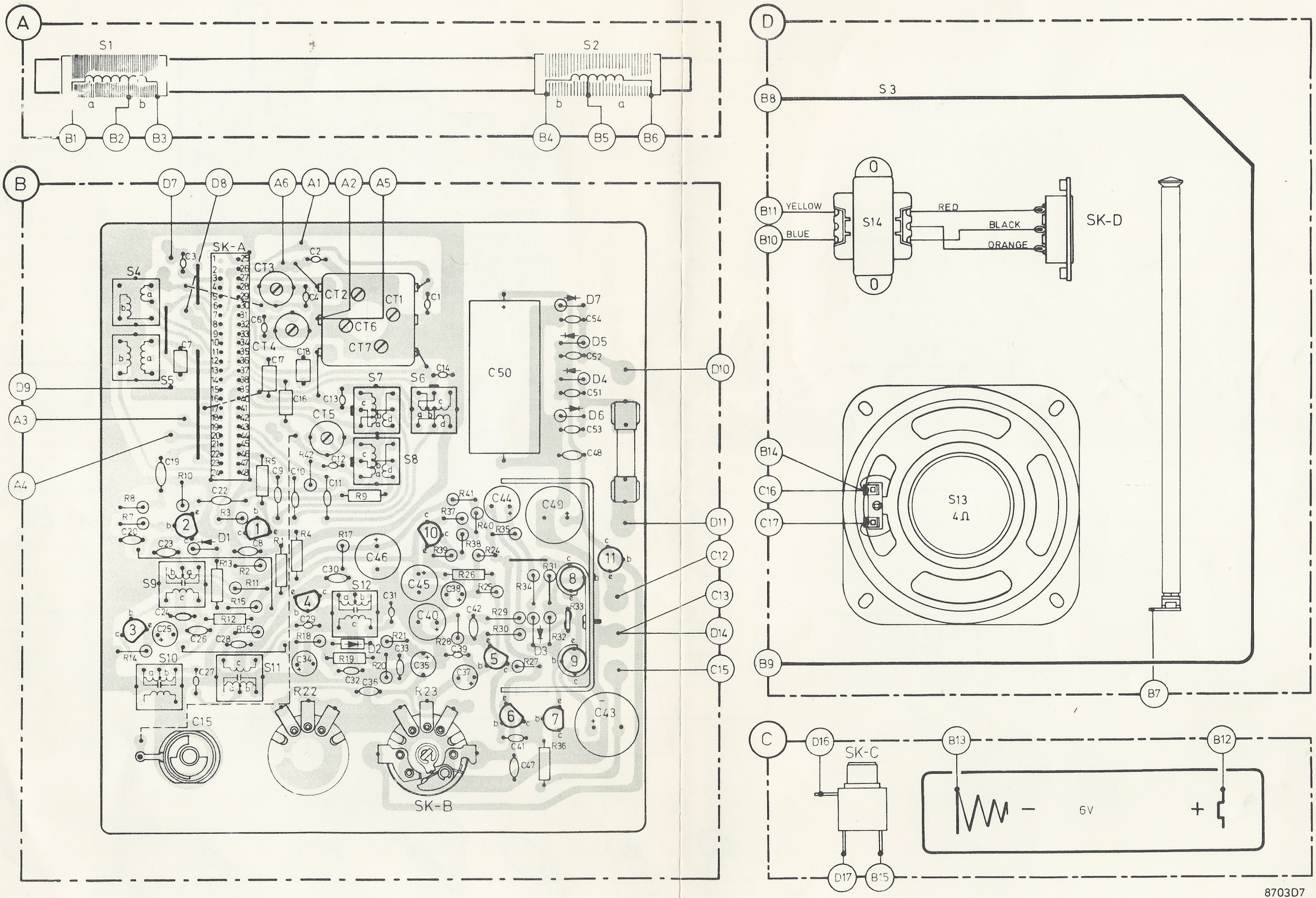

8703D7

CS55531