ALPINE ELECTRONICS OF AUSTRALIA P/L.
6-8 FIVEWAYS BOULEVARDE
KEYSBOROUGH VIC 3173

Page

(Phone) 03-769 0000
(Fax) 03-769 0033

FACSIMILE MESSAGE.

TO: EMILE
ATT:
CC:

DATE: 12-1-95.
FROM: PHIL
C.C:

SUBJECT: 7390E FAULTS

CAPACITOR NO.		FAULT
C209		NO AUDIO ON RADIO (CASS. OK)
C210	316	CHANGES FROM TAPE TO RADIO
C502	204	SOUND MUTED
C605	205	ALL DIGITS LIT ON DISPLAY
→ C327	809	PAUSE SHOWING
C318	328	"POPS" WHEN USING FUNCTION BUTTONS
C817	326	NO DISPLAY
C820		INT. DISPLAY
C817		INT "POPPING" NOISE ON AUDIO.
C319		INT. "POP" ON L.H. CHANNEL
C317		"POP" ON L.H. CHANNEL

THESE CAP'S LEAK ONTO THE PCB, BEFORE THEY ARE REPLACED THE PCB SHOULD BE CLEANED.

MOST ARE 10µF/16V - CORRECT TYPE SOLD BY RADIO SPARES.

Also C328 + C330

REGARDS

Phil

LOOKING AT PRINT SIDE OF PCB.

THESE ARE THE MAIN CAPS 2 B REPLACED

* CHECK FOR SIGNS OF CORROSION ON THE OTHERS (10uf) AROUND THE VOL CONTROL AREA.

C209,210 = 22uf.

C502 = 100uf

THE REST ARE 10uf.

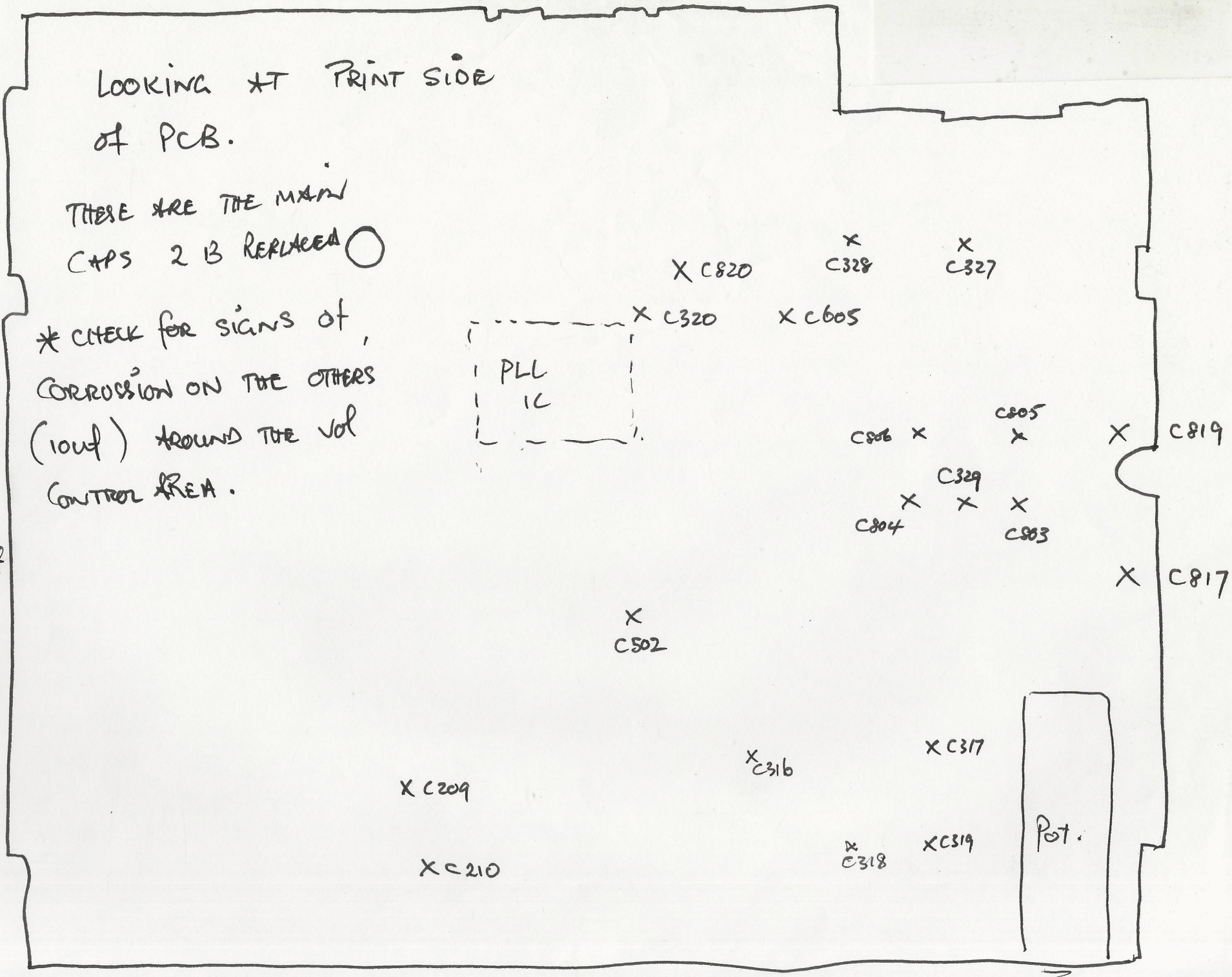

C 379 } intermittant popping noise on
C 317 } left ch only.

C209 - no audio on Radio 22uf
C210 - changes from tape to radio 22uf
C 502 - no Sound.
C605 - all digits lit on Display
C327 - Goes on "PAUSE" mode by itself.
C318 - "Pops" when using any function sw.
C817 - no display
C820 - intermittant display.
C819 - intermittant "popping" on audio

NO RADIO AUDIO - SEEKS STOPS etc BUT NO OUTPUT
INPUT TO DOLBY IC is OK. CHECK for CORRODED TRACK
UNDERNEATH C 209!

RADIO PLAYS WHEN TAPE PLAYS. —

CHECK C210 FOR LEAKAGE. *ALSO C209 BOTH 22uf@16VW.

SHOULD HAVE 8 VOLTS ON C of Q202 WHEN TAPE ON

4 VOLTS WHEN FM ON.

DISTORTION — DRAWS CURRENT WHEN FADER IS FULLY CLOCKWISE/C'CW

CHECK CAP'S C817 C819 for s/c leakage.

LIGHTS UP BUT NO DISPLAY — CHECK Q815 (NPN SMD)

NO FUNCTIONS NO VOLTS TO C105 (LEAKAGE)

PIN 28 PLL. REMOTE RX MODULE (S/C)

LIGHTS UP - NO DISPLAY - CHECK VOLTS TO PIN 56 - SHOULD BE 5V.

OR IF LOW or none - check Q816 - C819

(WORKS for 3-4 minutes Then drops if audio and Display)

DISTORTS AFTER AUDIBLE - FM - TAPE 1 CH LOW/DISTORTED -

CHECK/REPLACE CAP'S C207 208 (6.3V) 100uf.

INTERMITTANT O/P Check C320 - leaks onto PLL IC

TAPE PLAYS AUDIO OK. - NO AUDIO RADIO - NO SCAN - CHECK FM RT — if VOLTS low

CHECK C26 AND Q13

FM INTERMITTANT — REPLACE C209 / C210 22uf 16V

TO GET AUDIO WITHOUT DECK FITTED! — SHORT PIN 11 of DECK plug/soc

TO GROUND. READ from L → R (SOLDER SIDE UP)

ALPINE ELECTRONICS INC.
Tokyo Office: 1-1-8 Nishi Gotanda,
Shinagawa-ku, Tokyo, Japan 141
Phone 03-494-1101 Telex 8927-61

ALPINE ELECTRONICS OF AMERICA, INC.
19145 Gramercy Place
Torrance, California 90501
Phone 213-326-8000

ALPINE ELECTRONICS OF CANADA, INC.
605 Alden RD. Markham,
Ontario L3R 3L5 Canada
Phone 416-475-7280 Telex 06-986789

ALPINE ELECTRONICS GmbH
Münsterstr. 330 D-4000 Düsseldorf
F.R. Germany
Tel. 0211-626806 Telex 8588 296 ALPI D

10/89-S
68P13328W03
Printed in Japan

ALPINE SERVICE MANUAL

Digital FM/AM Cassette

(With CD Changer Controller)

REVISED

- Serial Numbers after No. 90416701-B~ (7390)
  No. 90611801-B~ (7390E)
- For information that is not mentioned in this service manual, refer to the Service Manual 7390/7390E (Part No. 68P13328W02).
- For the cassette deck mechanism parts (GR75E020) of this model, refer to the GR Series Service Manual (Part No. 68P20504W02).

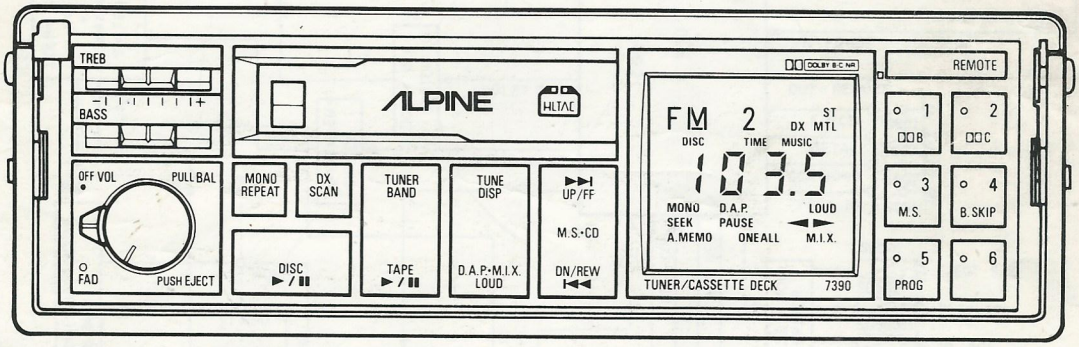

7390/7390E

Contents

Block Diagram ····· 3
Packing Assembly Parts List ····· 4
Packing Method View ····· 4
Parts Layout on P. C. Boards and Wiring Diagram (1／2) ····· 5 to 7
Parts Layout on P. C. Boards and Wiring Diagram (2／2) ····· 8 to 10
Schematic Diagram (1／3) ····· 11 to 13
Schematic Diagram (2／3) ····· 14 to 16
Schematic Diagram (3／3) ····· 17 to 19
Electrical Parts List ····· 20 to 26
Cabinet Assembly Parts List ····· 27
Exploded View (Cabinet) ····· 28 to 29

Block Diagram

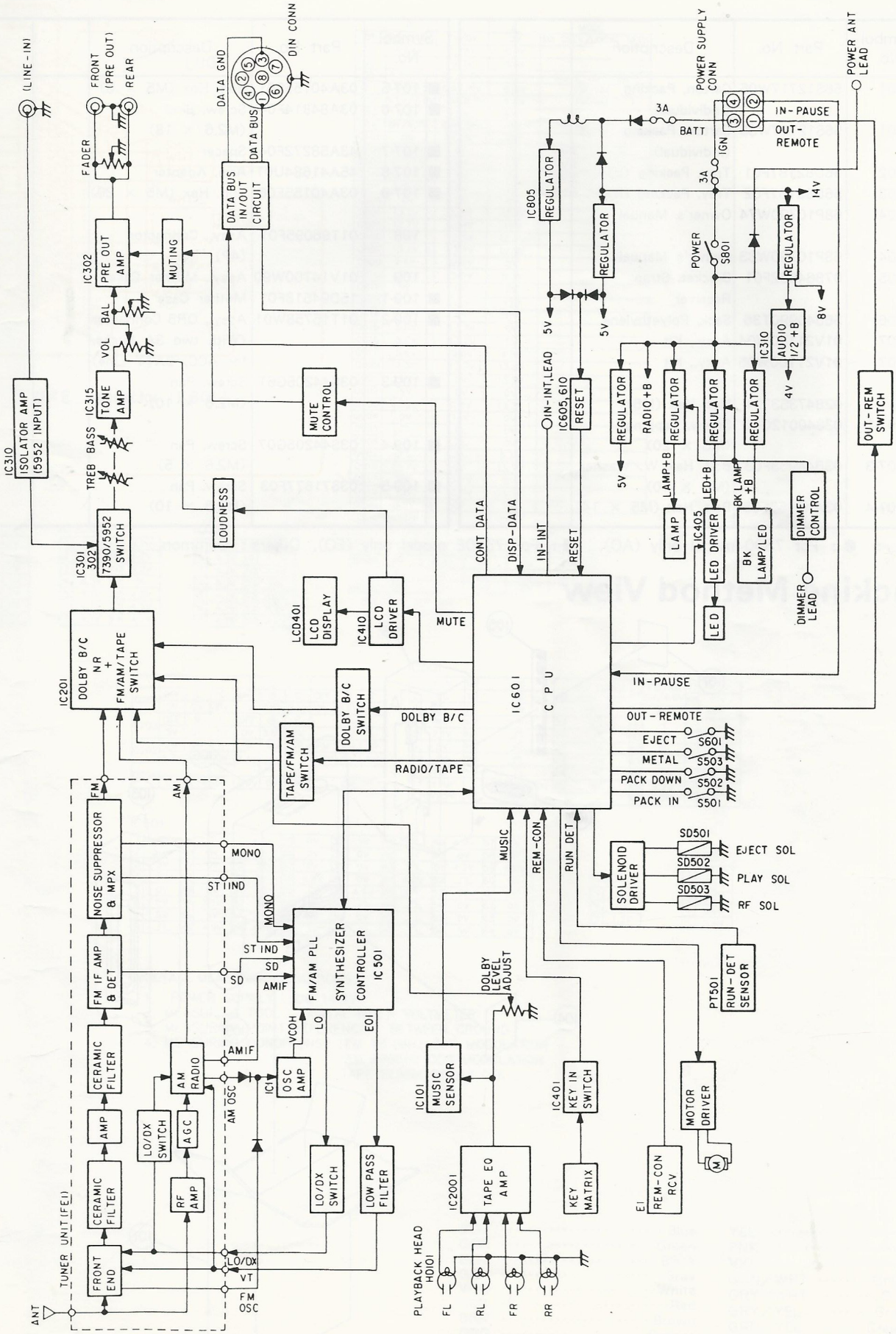

Packing Assembly Parts List

Symbol No.	Part No.	Description		
● 101	56S12717W05	Carton, Packing (Individual)		
■ 101	56S12717W35	Carton, Packing (Individual)		
102	56D82187F01	Tray, Packing (L)		
103	56D82187F02	Tray, Packing (R)		
● 104	68P10790W74	Owner's Manual		
■ 104	68P10790W83	Owner's Manual		
105	07B64552F01	Bracket, Strap Receiver		
106	56B40990T36	Sack, Polyethylene		
● 107	01V21100W04	Assy., Kit		
■ 107	01V21100W05	Assy., Kit		
■ 107-1	02B47353F01	Nut, Hex (M5)		
■ 107-2	03S40012G66	Screw, Tapping (M5 × 20)		
■ 107-3	03B44963F03	Bolt, Hex W／Washer (M5 × 10)		
■ 107-4	03A40155F05	Bolt, Hex (M5 × 14)		

Symbol No.	Part No.	Description		
■ 107-5	03A40155F01	Bolt, Hex (M5 × 8)		
■ 107-6	03A84814F04	Screw, Bind (M2.6 × 18)		
■ 107-7	43A58272F04	Spacer		
■ 107-8	45A41684U01	Arm, Adapter		
■ 107-9	03A40155F06	Bolt, Hex (M5 × 20)		
108	01T96095F01	Assy., Connector (4P)		
109	01V14700W90	Assy., Mother Case		
■ 109-1	15D94518F01	Mother Case		
■ 109-2	01T15758W01	Assy., QRB Connector (With two 3A Fuses, for ACC／BATT Line)		
■ 109-3	03S44205G61	Screw, Pan (M2.6 × 10)		
■ 109-4	03S44205G07	Screw, Pan (M2.6 × 5)		
■ 109-5	03S71677F03	Screw, Pan (M2.6 × 10)		

Notes : ● : For 7390 model only (AO), ■ : For 7390E model only (EO), Others : Common.

Packing Method View

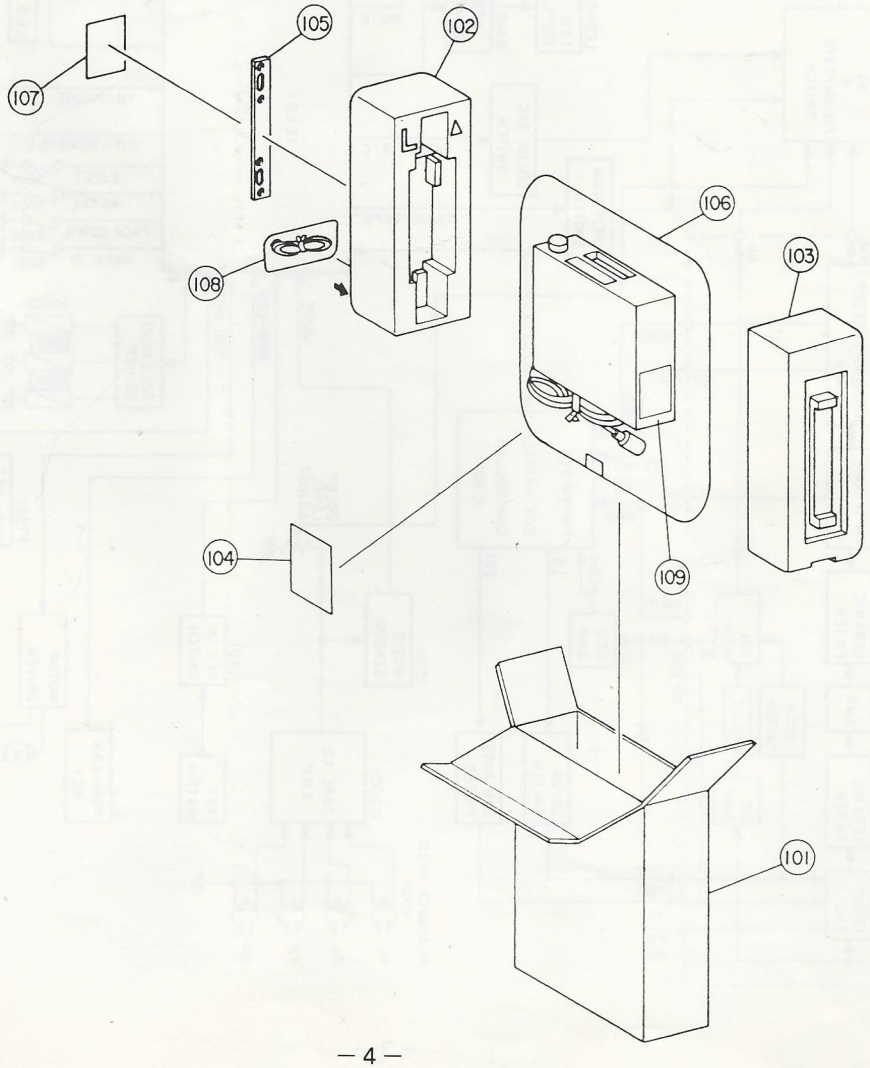

Parts Layout on P.C. Boards and Wiring Diagram (1/2)

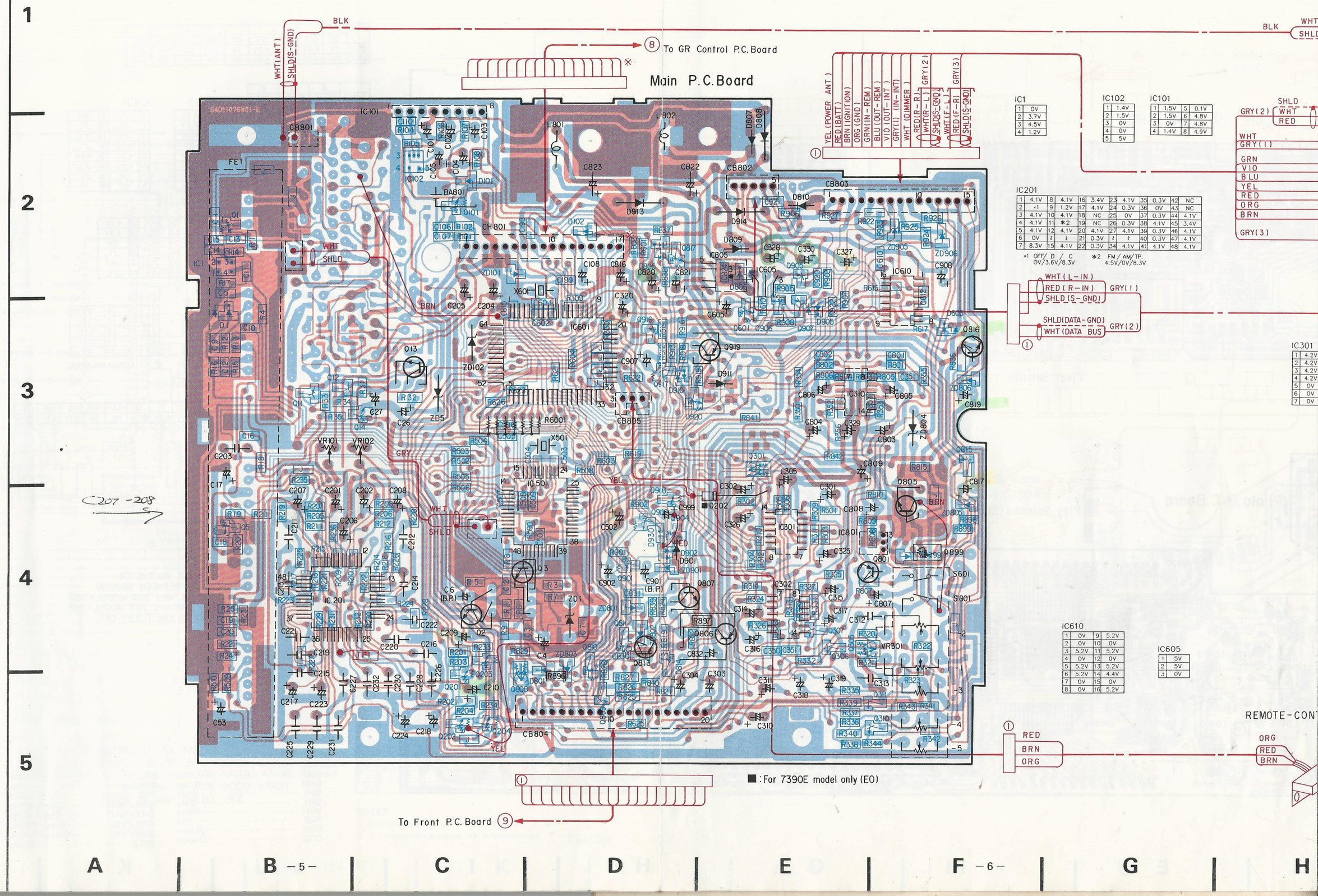

IC1

1	0V
2	3.7V
3	4.5V
4	1.2V

IC102

1	1.4V
2	1.5V
3	0V
4	0V
5	5V

IC101

1	1.5V	5	0.1V
2	1.5V	6	4.8V
3	0V	7	4.8V
4	1.4V	8	4.9V

IC201

1	4.1V	8	4.1V	16	3.4V	23	4.1V	35	0.3V	42	NC
2	-1	9	1.2V	17	4.1V	24	0.3V	36	0V	43	NC
3	4.1V	10	4.1V	18	NC	25	0V	37	0.3V	44	4.1V
4	4.1V	11	*2	19	NC	26	0.3V	38	4.1V	45	3.4V
5	4.1V	12	4.1V	20	4.1V	27	4.1V	39	0.3V	46	4.1V
6	0V	2	1	21	0.3V	1	1	40	0.3V	47	4.1V
7	8.3V	15	4.1V	22	0.3V	34	4.1V	41	4.1V	48	4.1V

*1 OFF/ B / C
0V/3.6V/8.3V

*2 FM / AM/TP.
4.5V/0V/8.3V

IC301

1	4.2V
2	4.2V
3	4.2V
4	4.2V
5	0V
6	0V
7	0V

IC610

1	0V	9	5.2V
2	0V	10	0V
3	5.2V	11	5.2V
4	0V	12	0V
5	5.2V	13	5.2V
6	5.2V	14	4.4V
7	0V	15	0V
8	0V	16	5.2V

IC605

1	5V
2	5V
3	0V

agram (1/2)

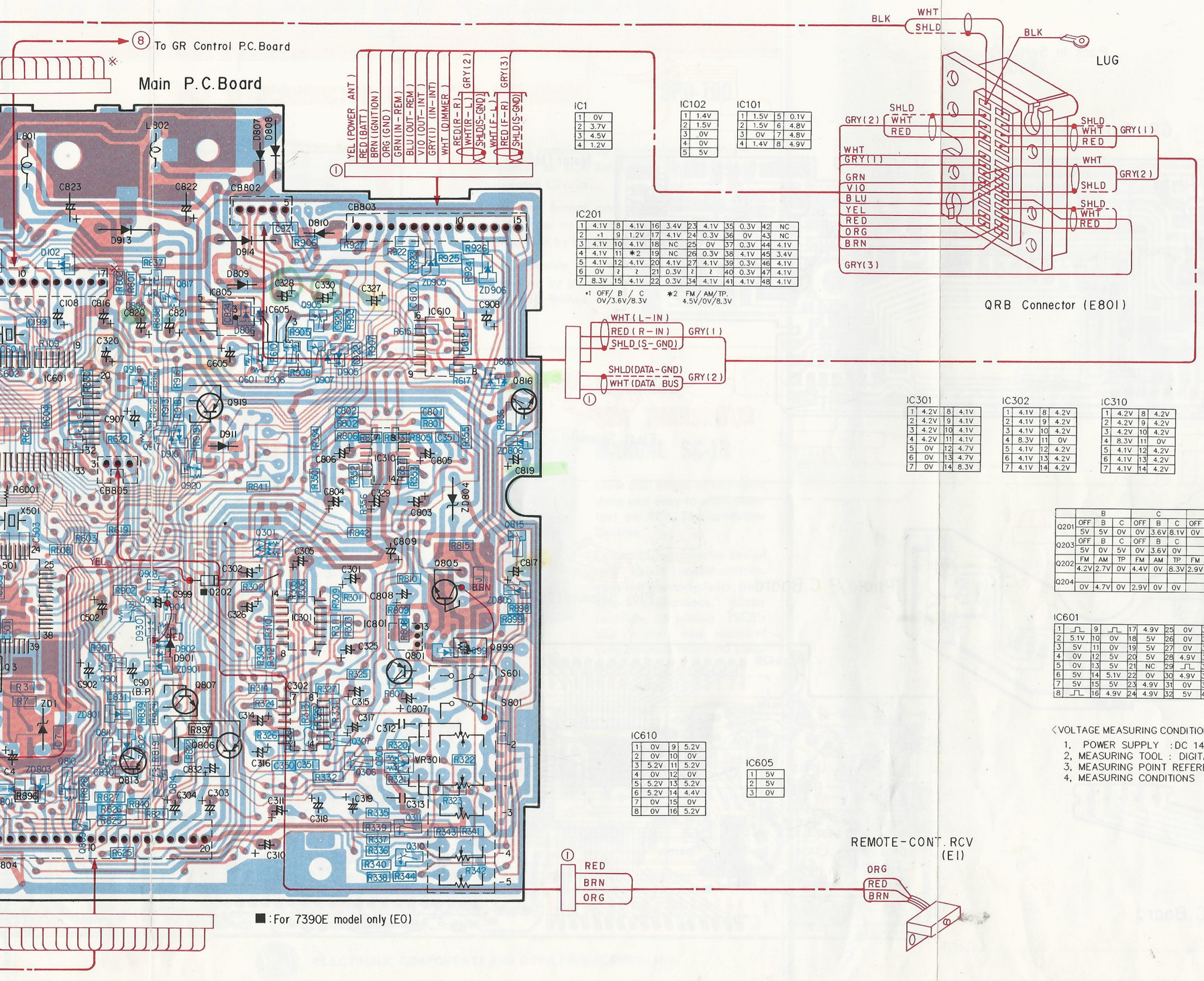

IC1

1	0V
2	3.7V
3	4.5V
4	1.2V

IC102

1	1.4V
2	1.5V
3	0V
4	0V
5	5V

IC101

1	1.5V	5	0.1V
2	1.5V	6	4.8V
3	0V	7	4.8V
4	1.4V	8	4.9V

IC201

1	4.1V	8	4.1V	16	3.4V	23	4.1V	35	0.3V	42	NC
2	*1	9	1.2V	17	4.1V	24	0.3V	36	0V	43	NC
3	4.1V	10	4.1V	18	NC	25	0V	37	0.3V	44	4.1V
4	4.1V	11	*2	19	NC	26	0.3V	38	4.1V	45	3.4V
5	4.1V	12	4.1V	20	4.1V	27	4.1V	39	0.3V	46	4.1V
6	0V	2	2	21	0.3V	2	2	40	0.3V	47	4.1V
7	8.3V	15	4.1V	22	0.3V	34	4.1V	41	4.1V	48	4.1V

*1 OFF/ B / C
0V/3.6V/8.3V

*2 FM/ AM/TP.
4.5V/0V/8.3V

	B	C	E	MODE
Q1	0V/4.75V	7V/0V	0V	DX SEEK/LOCAL SEEK
Q2	0.64V	3.78V	0.1V	
Q3	1.1V	9.3V	0.6V	
Q5	4.8V/0V	0V/5.5V	0V	MUTE OFF/ON
Q11	7.8V/8.5V	8.5V/0V	8.6V	FM/AM
Q12	8.5V/7.8V	1.4V/8.5V	8.6V	FM/AM
Q13	9.2V	13.4V	8.6V	
Q14	0V/4.7V	8.6V/0V	0V	FM/AM
Q101	0V	1.5V	0V	
Q306	0/0.6V	0V	0V	MUTE OFF/ON
Q307	0/0.6V	0V	0V	MUTE OFF/ON
Q310	0/0.6V	0V	0V	MUTE OFF/ON
Q311	0/0.6V	0V	0V	MUTE OFF/ON
Q601	0V	5V	0V	
Q801	13.1V	8.3V	13.8V	
Q805	12.7V	13.8V	12V	
Q806	11.8V	12.5V	12.5V	
Q807	13.2V	13.7V	12.5V	
Q809	5.6V	12.9V	5V	
Q810	0V	5.6V	5.7V	
Q811	5V	0V	0V	
Q813	11.4V	12V	12V	
Q814	12.6V	0V	0V	
Q815	5.6V	13.7V	5V	
Q816	5.6V	13.7V	5V	
Q817	5.6V	5.8V	4.8V	
Q899	7.3V	13.7V	13.8V	
Q901	13.1V	0V	13.2V	
Q902	5V	0V	0V	
Q903	13.2V	0.3V	13.3V	
Q904	0V	13V	0V	
Q905	⎍	⎍	0V	
Q906	⎍	⎍	0V	
Q907	⎍	⎍	5.3V	
Q916	13.7V	0V	13.7V	
Q917	0V	13.7V	0V	
Q919	13V	13.7V	13.7V	
Q920	3.5V	0V	0V	

IC301

1	4.2V	8	4.1V
2	4.2V	9	4.1V
3	4.2V	10	4.1V
4	4.2V	11	4.1V
5	0V	12	4.7V
6	0V	13	4.7V
7	0V	14	8.3V

IC302

1	4.1V	8	4.2V
2	4.1V	9	4.2V
3	4.1V	10	4.2V
4	8.3V	11	0V
5	4.1V	12	4.2V
6	4.1V	13	4.2V
7	4.1V	14	4.2V

IC310

1	4.2V	8	4.2V
2	4.2V	9	4.2V
3	4.2V	10	4.2V
4	8.3V	11	0V
5	4.1V	12	4.2V
6	4.1V	13	4.2V
7	4.1V	14	4.2V

	1	2	3	4	5
Q301	0V	4.7V	0V	0V	4.7V
Q305	0V	0V	*3	0V	*3
Q808	0V	7.5V	0V	0V	7.5V

*3 LOUD OFF ON
2.2V/0V

	B			C			E		
Q201	OFF	B	C	OFF	B	C	OFF	B	C
	5V	5V	0V	0V	3.6V	8.1V	0V	3.6V	0V
Q203	OFF	B	C	OFF	B	C			
	5V	0V	5V	0V	3.6V	0V	0V		
Q202	FM	AM	TP	FM	AM	TP	FM	AM	TP
	4.2V	2.7V	0V	4.4V	0V	8.3V	2.9V	0V	0V
Q204									
	0V	4.7V	0V	2.9V	0V	0V	0V		

IC501

1	1.1V	10	NC	19	DX SEEK/ LOCAL SEEK 0V/5V	26	FM/AM 0V/4.8V	47	4.7V
2	NC	11	NC					48	0V
3	5V	12	0V			27	NC		
4	NC	13	2.4V	20	⎍	2	2		
5	2.1V	14	⎍	21	⎍	41	NC		
6	5V	15	⎍	22	0V	42	0V		
7	5V	16	⎍	23	0V	43	3.7V		
8	NC	17	⎍	24	NC	44	3.7V		
9	ST/MO 0V/5V	18	MUTE OFF/ON 5V/0V	25	NC	45	3.7V		
						46	3.7V		

IC601

1	⎍	9	⎍	17	4.9V	25	0V	33	5V	41	⎍	49	4.9V	57	5V
2	5.1V	10	0V	18	5V	26	0V	34	0V	42	0V	50	0V	58	5V
3	5V	11	0V	19	5V	27	0V	35	0V	43	⎍	51	4.2V	59	4.9V
4	0V	12	5V	20	5V	28	4.9V	36	0V	44	4.8V	52	⎍	60	5V
5	0V	13	5V	21	NC	29	⎍	37	4.9V	45	⎍	53	0V	61	0V
6	5V	14	5.1V	22	0V	30	4.9V	38	⎍	46	⎍	54	0V	62	0V
7	5V	15	5V	23	4.9V	31	0V	39	0V	47	⎍	55	0V	63	0V
8	⎍	16	4.9V	24	4.9V	32	5V	40	⎍	48	⎍	56	5V	64	0V

IC801

1	13.1V
2	0V
3	1.2V

IC805

1	13.3V
2	7.3V
3	0.7V
4	5.6V
5	5.8V

IC610

1	0V	9	5.2V
2	0V	10	0V
3	5.2V	11	5.2V
4	0V	12	0V
5	5.2V	13	5.2V
6	5.2V	14	4.4V
7	0V	15	0V
8	0V	16	5.2V

IC605

1	5V
2	5V
3	0V

<VOLTAGE MEASURING CONDITIONS>

1, POWER SUPPLY : DC 14.4V
2, MEASURING TOOL : DIGITAL MULTI VOLTMETER
3, MEASURING POINT REFERENCE : BETWEEN GROUND
4, MEASURING CONDITIONS : FM 98.1MHz 30% MODULATION
AM 999KHz 30% MODULATION
TAPE BLANK DOLBY OFF

BLU ..... Blue
GRN ..... Green
BLK ..... Black
GRY ..... Gray
WHT ..... White
RED ..... Red
BRN ..... Brown
ORG ..... Orange

YEL ..... Yellow
PNK ..... Pink
VIO ..... Violet
GRN/WHT ..... Green/White
GRY/WHT ..... Gray/White
GRY/YEL ..... Gray/Yellow
GRN/YEL ..... Green/Yellow
SHLD ..... Shield

7390/7390E 7390/7390E

Parts Layout on P.C. Boards and Wiring Diagram (2/2)

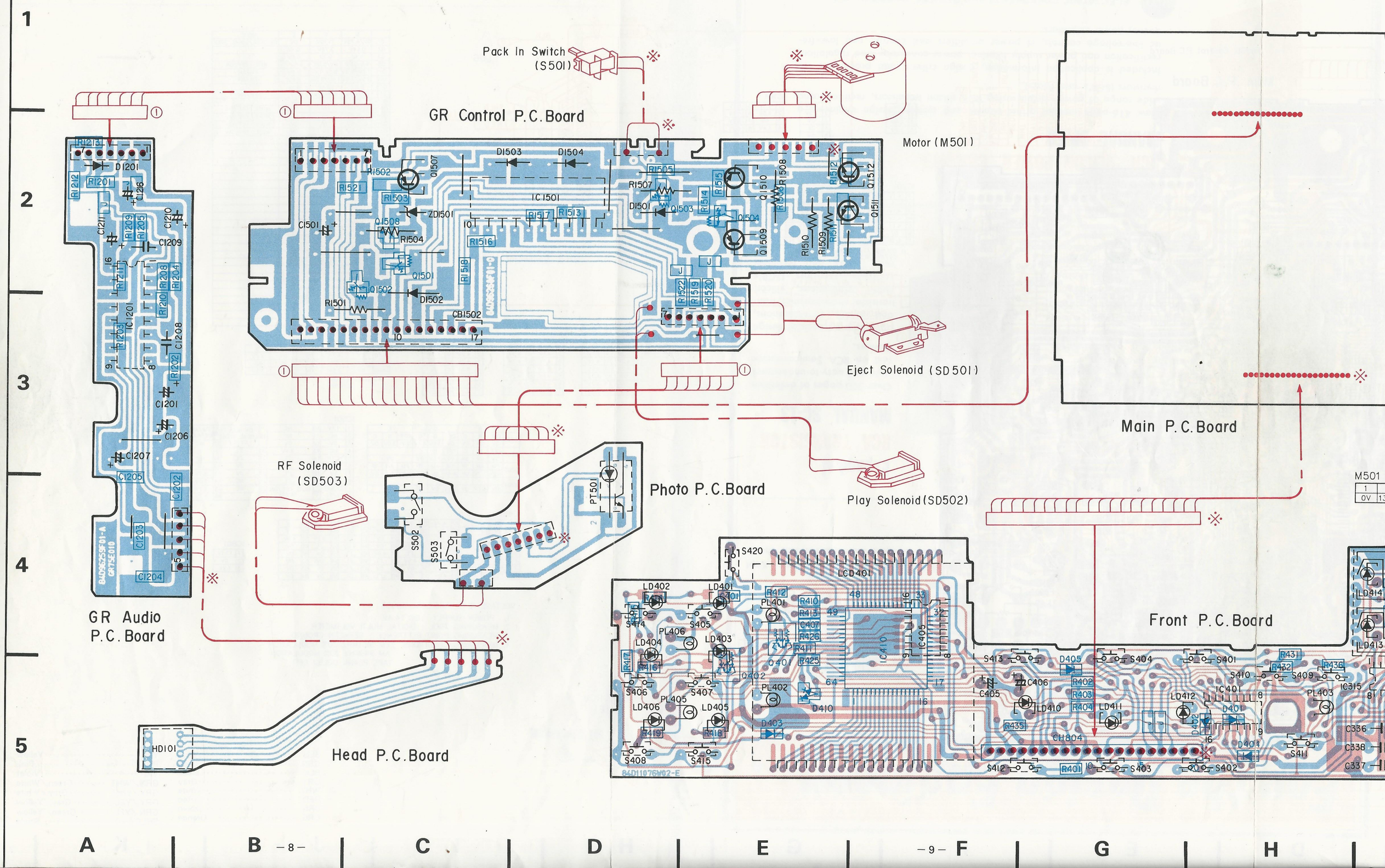

2)

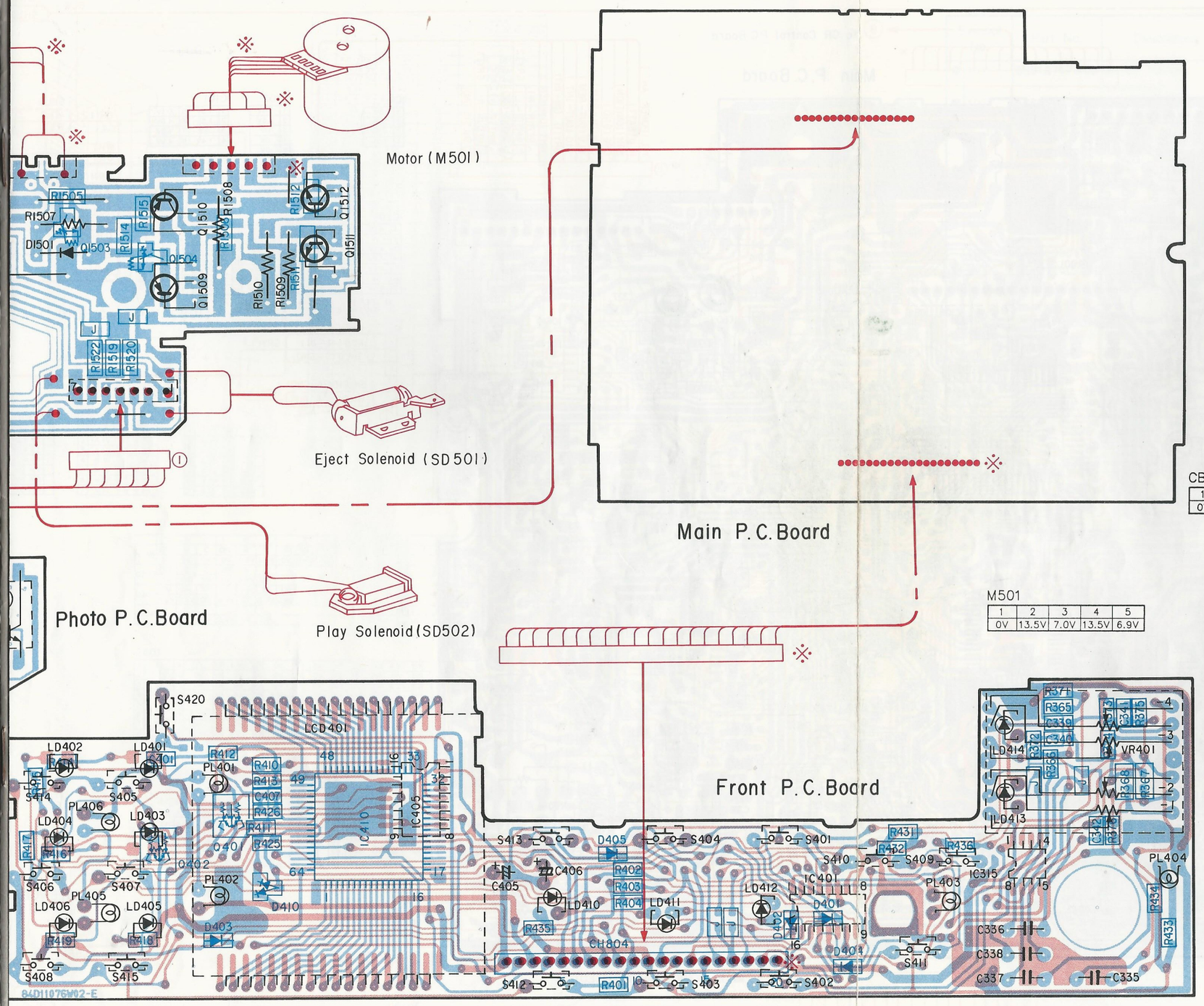

	1		2		3		4	5	
	ON	OFF	ON	OFF	ON	OFF		ON	OFF
Q401	0V	4.9V	0V	4.9V	5V	0V	0V	5V	0V
Q402	0V	4.9V	0V	4.9V	5V	0V	0V	5V	0V

	B	C	E
Q1501	5.1V	2.43V	0V
Q1052	5.1V	0.05V	0V
Q1503	5.1V	0.07V	0V
Q1504	0.44V	13.59V	0V
Q1507	12.98V	13.62V	13.73V
Q1508	12.76V	12.98V	12.14V
Q1509	12.84V	13.5V	13.5V
Q1510	13.6V	6.9V	13.5V
Q1511	6.52V	13.5V	7V
Q1512	7.24V	6.9V	7V

IC315

1	4.2V
2	4.2V
3	4.2V
4	0V
5	4.2V
6	4.2V
7	4.2V
8	8.3V

IC401

1	⎍	9	0V
2	⎍	10	⎍
3	⎍	11	⎍
4	4.9V	12	⎍
5	4.9V	13	4.9V
6	4.9V	14	⎍
7	0V	15	⎍
8	0V	16	5V

IC405

1	NC	9	0V
2	⎍	10	4.9V
3	NC	11	4.9V
4	NC	12	4.9V
5	4.9V	13	4.9V
6	4.9V	14	⎍
7	NC	15	4.8V
8	0V	16	4.9V

IC410

1	⎍	20	NC	51	NC	57	4.5V
≀	≀	≀	≀	52	NC	58	4.9V
16	⎍	32	NC	53	NC	59	0V
17	NC	33	⎍	54	NC	60	⎍
18	NC	≀	≀	55	⎍	≀	≀
19	NC	50	⎍	56	4.9V	64	⎍

IC1201

1	13.1V	5	2.9V	9	2.9V	13	2.9V
2	3.1V	6	2.9V	10		14	3.1V
3	4.9V	7	2.9V	11	2.9V	15	0.1V
4	3.1V	8	0V	12	2.9V	16	3.1V

IC1501

1	0V	6	0V
2	0V	7	13.8V
3	7V	8	5.1V
4	0V	9	0.7V
5	13.8V	10	0V

PLAY FORWARD MODE

CB1502

1	2	3	4	5	6	7	8	9	10	11	12	13	14	15	16	17
0V	0V	0V	0V	13.8V	5.1V	14V	5.1V	14V	5.1V	5.1V	5.1V	0V	0V	5.1V	5.1V	①

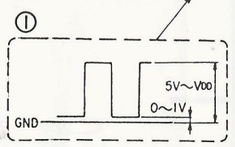

M501

1	2	3	4	5
0V	13.5V	7.0V	13.5V	6.9V

<VOLTAGE MEASURING CONDITIONS>

1, POWER SUPPLY : DC 14.4V
2, MEASURING TOOL : DIGITAL MULTI VOLTMETER
3, MEASURING POINT REFERENCE : BETWEEN GROUND
4, MEASURING CONDITIONS : FM 98.1MHz 30% MODULATION
AM 999KHz 30% MODULATION
TAPE BLANK DOLBY OFF

BLU ..... Blue
GRN ..... Green
BLK ..... Black
GRY ..... Gray
WHT ..... White
RED ..... Red
BRN ..... Brown
ORG ..... Orange
YEL ..... Yellow
PNK ..... Pink
VIO ..... Violet
GRN/WHT ..... Green/White
GRY/WHT ..... Gray/White
GRY/YEL ..... Gray/Yellow
GRN/YEL ..... Green/Yellow
SHLD ..... Shield

Schematic Diagram (1/3)

IC	IC1	IC501
TRANSISTOR(Q)	Q1 Q2 Q3 Q5	Q11 Q12 Q14 Q13 Q201,Q203 Q202,Q204

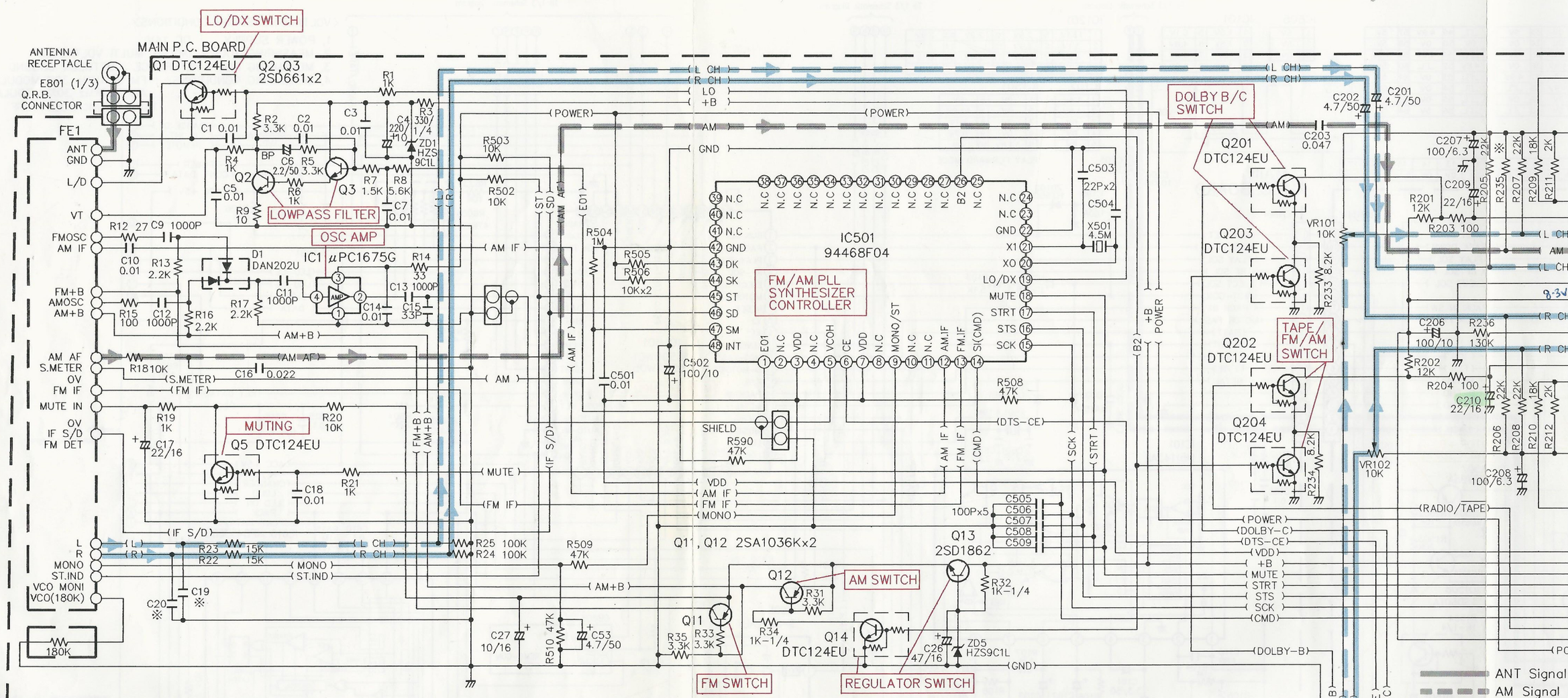

	B	C	E	MODE
Q1	0V/4.75V	7V/0V	0V	DX SEEK/LOCAL SEEK
Q2	0.64V	3.78V	0.1V	
Q3	1.1V	9.3V	0.6V	
Q5	4.8V/0V	0V/5.5V	0V	MUTE OFF/ON
Q11	7.8V/8.5V	8.5V/0V	8.6V	FM/AM
Q12	8.5V/7.8V	1.4V/8.5V	8.6V	FM/AM
Q13	9.2V	13.4V	8.6V	
Q14	0V/4.7V	8.6V/0V	0V	FM/AM

	B			C			E		
Q201	OFF	B	C	OFF	B	C	OFF	B	C
	5V	5V	0V	0V	3.6V	8.1V	0V	3.6V	0V
Q203	OFF	B	C	OFF	B	C			
	5V	0V	5V	0V	3.6V	0V		0V	
Q202	FM	AM	TP	FM	AM	TP	FM	AM	TP
	4.2V	2.7V	0V	4.4V	0V	8.3V	2.9V	0V	0V
Q204	FM	AM	TP	FM	AM	TP			
	0V	4.7V	0V	2.9V	0V	0V		0V	

IC1

1	0V
2	3.7V
3	4.5V
4	1.2V

IC201

1	4.1V	8	4.1V	16	3.4V	23	4.1V	35	0.3V	42	NC
2	*1	9	1.2V	17	4.1V	24	0.3V	36	0V	43	NC
3	4.1V	10	4.1V	18	NC	25	0V	37	0.3V	44	4.1V
4	4.1V	11	*2	19	NC	26	0.3V	38	4.1V	45	3.4V
5	4.1V	12	4.1V	20	4.1V	27	4.1V	39	0.3V	46	4.1V
6	0V	≈	≈	21	0.3V	≈	≈	40	0.3V	47	4.1V
7	8.3V	15	4.1V	22	0.3V	34	4.1V	41	4.1V	48	4.1V

*1 OFF/ B / C 0V/3.6V/8.3V *2 FM/ AM/TP. 4.5V/0V/8.3V

IC501

1	1.1V	9	ST/MO 0V/5V	17	⎍	23	0V	43	3.7V		
2	NC			18	MUTE OFF/ON 5V/0V	24	NC	44	3.7V		
3	5V	10	NC			25	NC	45	3.7V		
4	NC	11	NC	19	DX SEEK/ LOCAL/SEEK 0V/5V	26	FM/AM 0V/4.8V	46	3.7V		
5	2.1V	12	0V					47	4.7V		
6	5V	13	2.4V			27	NC	48	0V		
7	5V	14	⎍	20	⎍	≈	≈				
8	NC	15	⎍	21	⎍	41	NC				
		16	⎍	22	0V	42	0V				

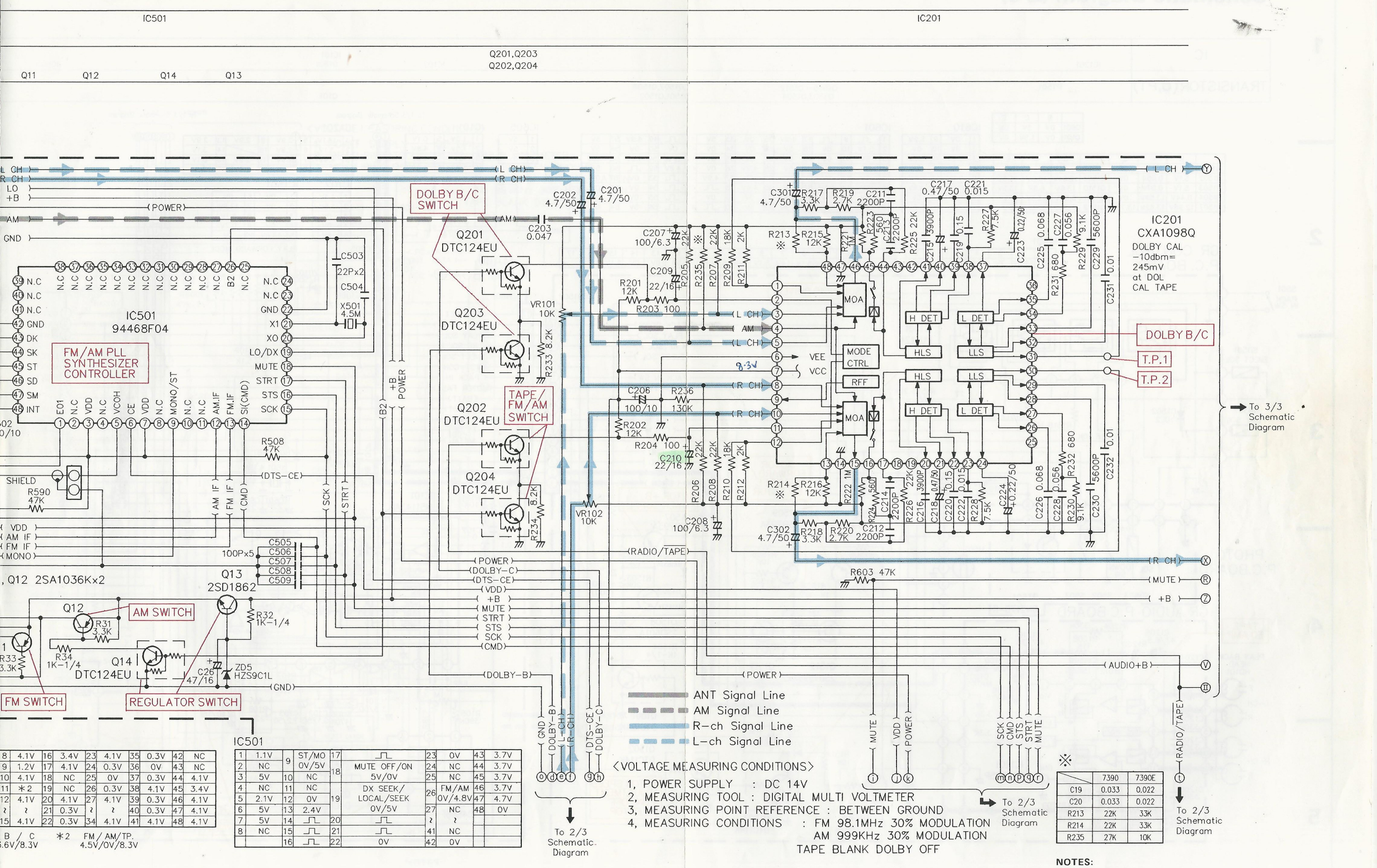

8	4.1V	16	3.4V	23	4.1V	35	0.3V	42	NC
9	1.2V	17	4.1V	24	0.3V	36	0V	43	NC
10	4.1V	18	NC	25	0V	37	0.3V	44	4.1V
11	*2	19	NC	26	0.3V	38	4.1V	45	3.4V
12	4.1V	20	4.1V	27	4.1V	39	0.3V	46	4.1V
~	~	21	0.3V	~	~	40	0.3V	47	4.1V
15	4.1V	22	0.3V	34	4.1V	41	4.1V	48	4.1V

B / C
6.6V/8.3V

*2 FM / AM/TP.
4.5V/0V/8.3V

IC501

1	1.1V	9	ST/MO 0V/5V	17	⎍	23	0V	43	3.7V
2	NC			18	MUTE OFF/ON 5V/0V	24	NC	44	3.7V
3	5V	10	NC			25	NC	45	3.7V
4	NC	11	NC	19	DX SEEK/ LOCAL/SEEK 0V/5V	26	FM/AM 0V/4.8V	46	3.7V
5	2.1V	12	0V					47	4.7V
6	5V	13	2.4V			27	NC	48	0V
7	5V	14	⎍	20	⎍	~	~		
8	NC	15	⎍	21	⎍	41	NC		
		16	⎍	22	0V	42	0V		

※

	7390	7390E
C19	0.033	0.022
C20	0.033	0.022
R213	22K	33K
R214	22K	33K
R235	27K	10K

<VOLTAGE MEASURING CONDITIONS>

1, POWER SUPPLY : DC 14V
2, MEASURING TOOL : DIGITAL MULTI VOLTMETER
3, MEASURING POINT REFERENCE : BETWEEN GROUND
4, MEASURING CONDITIONS : FM 98.1MHz 30% MODULATION
AM 999KHz 30% MODULATION
TAPE BLANK DOLBY OFF

NOTES:

1. All resistance values are in ohms. K = 1,000
2. All capacitance values are in microfarads. $P = \frac{1}{1,000,000}$

7390/7390E 7390/7390E

Schematic Diagram (2/3)

IC	IC1501 IC1201	IC102	IC101 IC605	IC601
TRANSISTOR(Q,PT)	PT501	Q1509~Q1512 Q1503,Q1504	Q1507,Q1508 Q1501,Q1502 Q101	Q601

	B	C	E
Q601	0V	5V	0V
Q101	0V	1.5V	0V

	B	C	E		B	C	E
Q1501	5.1V	2.43V	0V	Q1508	12.76V	12.98V	12.14V
Q1502	5.1V	0.05V	0V	Q1509	12.84V	13.5V	13.5V
Q1503	5.1V	0.07V	0V	Q1510	13.6V	6.9V	13.5V
Q1504	0.44V	13.59V	0V	Q1511	6.52V	13.5V	7V
Q1507	12.98V	13.62V	13.73V	Q1512	7.24V	6.9V	7V

IC610

1	0V	9	5.2V
2	0V	10	0V
3	5.2V	11	5.2V
4	0V	12	0V
5	5.2V	13	5.2V
6	5.2V	14	4.4V
7	0V	15	0V
8	0V	16	5.2V

IC601

1	⎍	9	⎍	17	4.9V	25	0V	33	5V	41	⎍	49	4.9V	57	5V
2	5.1V	10	0V	18	5V	26	0V	34	0V	42	0V	50	0V	58	5V
3	5V	11	0V	19	5V	27	0V	35	0V	43	⎍	51	4.2V	59	4.9V
4	0V	12	5V	20	5V	28	4.9V	36	0V	44	4.8V	52	⎍	60	5V
5	0V	13	5V	21	NC	29	⎍	37	4.9V	45	⎍	53	0V	61	0V
6	5V	14	5.1V	22	0V	30	4.9V	38	⎍	46	⎍	54	0V	62	0V
7	5V	15	5V	23	4.9V	31	0V	39	0V	47	⎍	55	0V	63	0V
8	⎍	16	4.9V	24	4.9V	32	5V	40	⎍	48	⎍	56	5V	64	0V

IC605

1	5V
2	5V
3	0V

IC101

1	1.5V	5	0.1V
2	1.5V	6	4.8V
3	0V	7	4.8V
4	1.4V	8	4.9V

IC1201

1	13.1V	5	2.9V	9	2.9V	13	2.9V
2	3.1V	6	2.9V	10		14	3.1V
3	4.9V	7	2.9V	11	2.9V	15	0.1V
4	3.1V	8	0V	12	2.9V	16	3.1V

IC102

1	1.4V
2	1.5V
3	0V
4	0V
5	5V

IC1501

1	0V	6	0V
2	0V	7	13.8V
3	7V	8	5.1V
4	0V	9	0.7V
5	13.8V	10	0V

PLAY FORWARD MODE

M501

1	2	3	4	5
0V	13.5V	7V	13.5V	6.9V

CB1502

1	2	3	4	5	6	7	8	9	10	11	12	13	14	15	16	17	
0V	0V	0V	0V	13.8V	5.1V	14V	5.1V	14V	5.1V	5.1V	5.1	0V	0V	5.1V	5.1V		

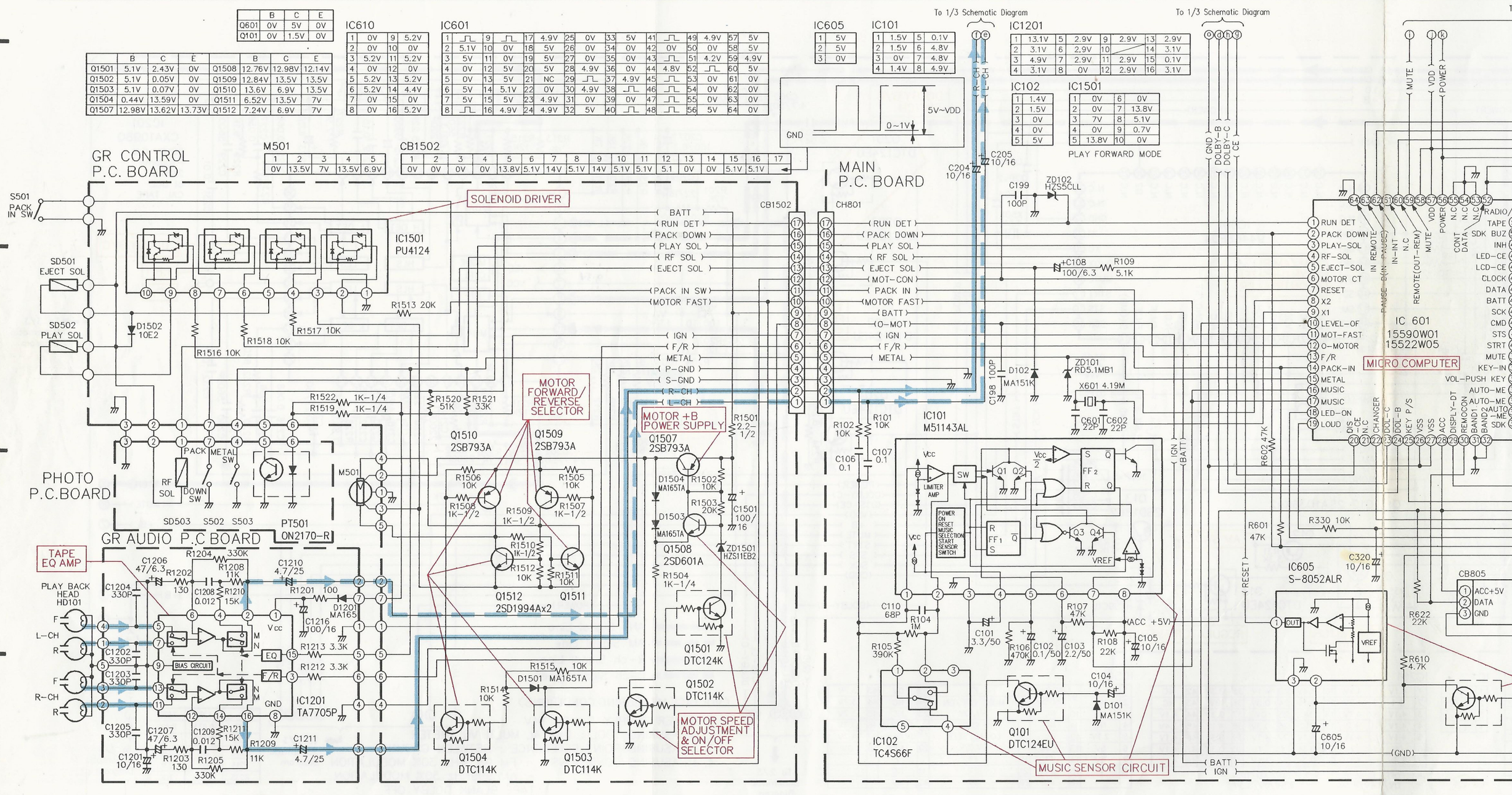

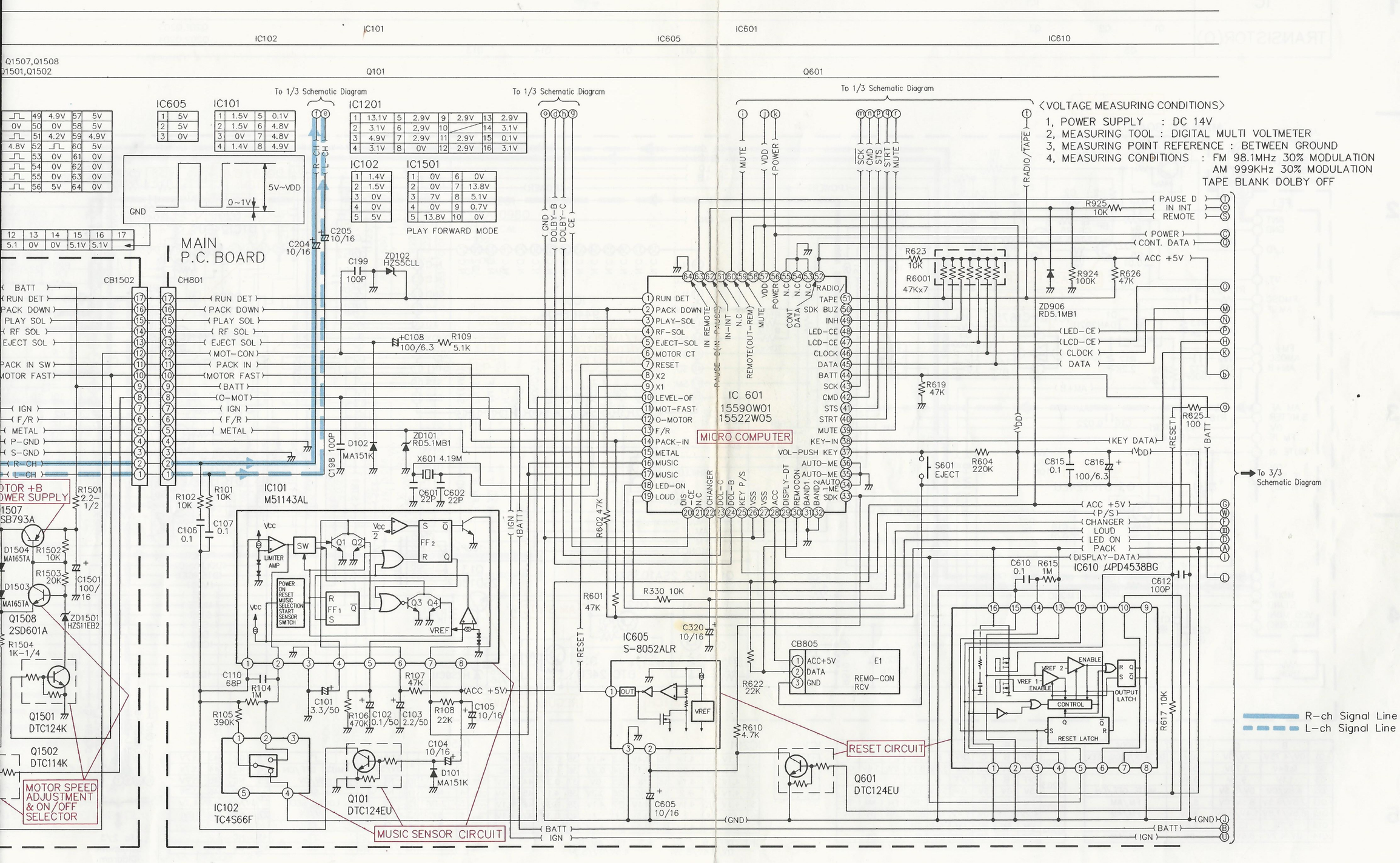

〈VOLTAGE MEASURING CONDITIONS〉

1, POWER SUPPLY : DC 14V
2, MEASURING TOOL : DIGITAL MULTI VOLTMETER
3, MEASURING POINT REFERENCE : BETWEEN GROUND
4, MEASURING CONDITIONS : FM 98.1MHz 30% MODULATION
AM 999KHz 30% MODULATION
TAPE BLANK DOLBY OFF

NOTES:

1. All resistance values are in ohms. K = 1,000
2. All capacitance values are in microfarads. $P = \frac{1}{1,000,000}$

Schematic Diagram (3/3)

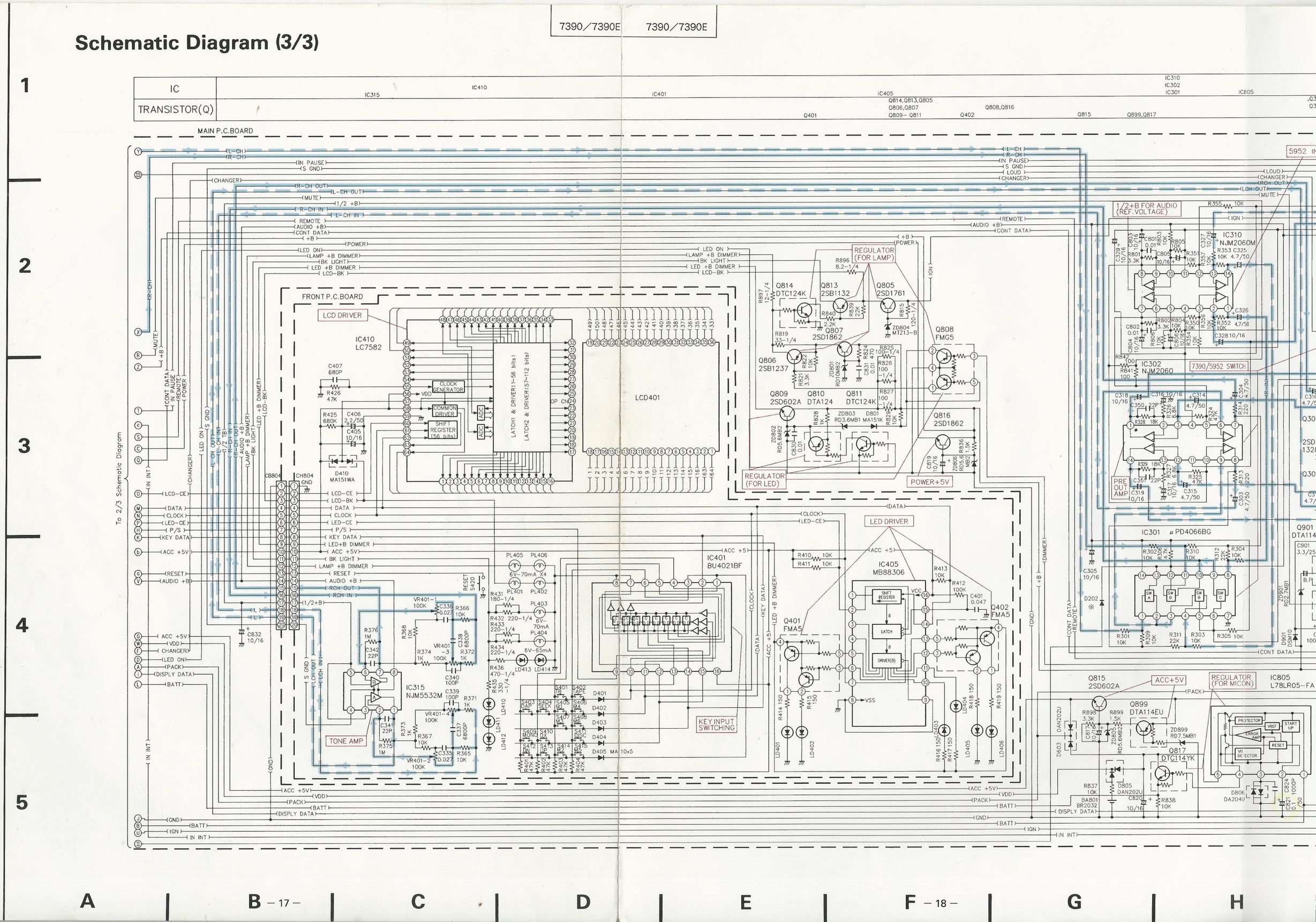

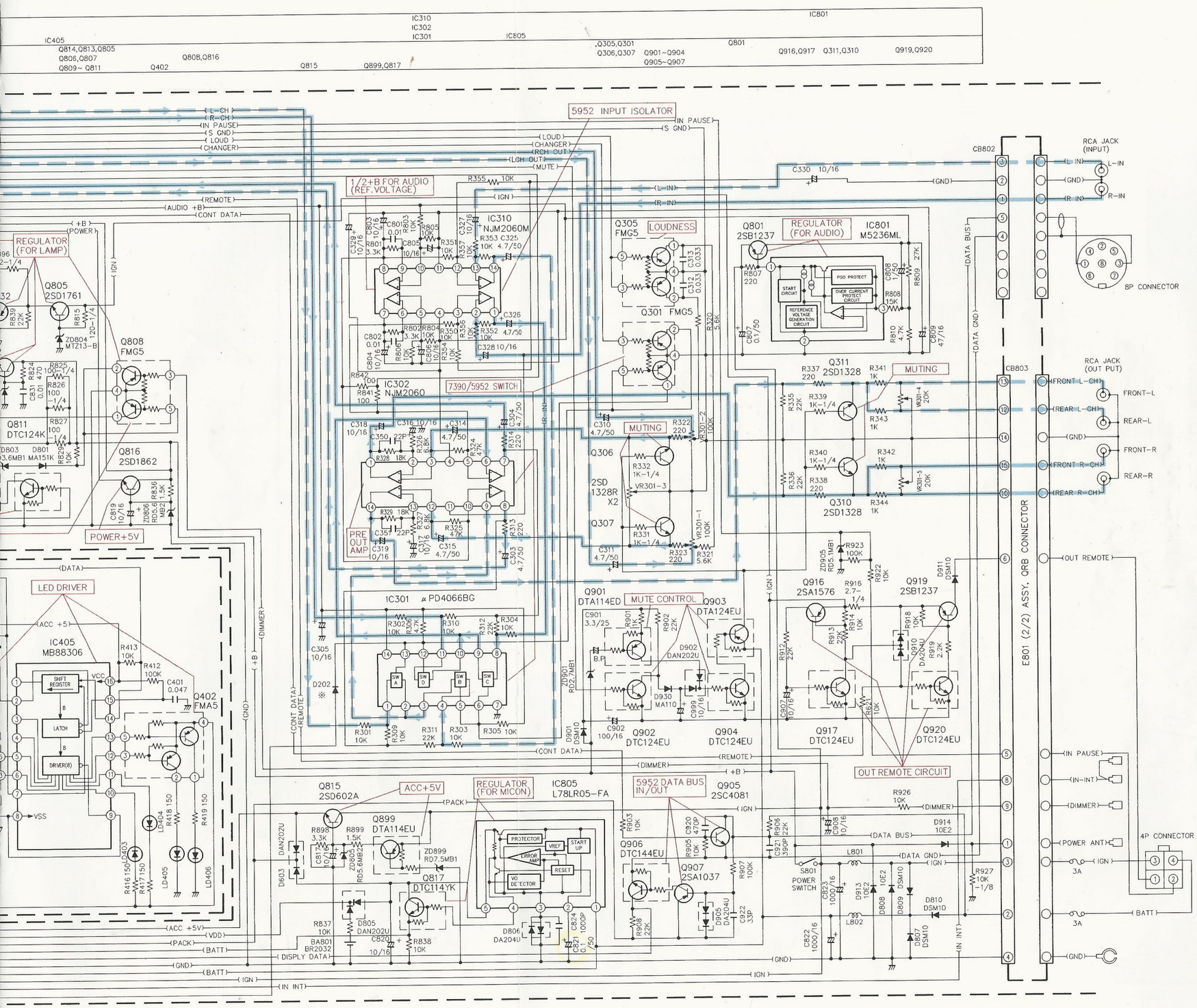

	1	2	3	4	5
Q301	0V	4.7V	0V	0V	4.7V
Q305	0V	0V	*3	0V	*3
Q808	0V	7.5V	0V	0V	7.5V

*3 LOUD OFF ON
2.2V/0V

	1		2		3		4	5	
	ON	OFF	ON	OFF	ON	OFF		ON	OFF
Q401	0V	4.9V	0V	4.9V	5V	0V	0V	5V	0V
Q402	0V	4.9V	0V	4.9V	5V	0V	0V	5V	0V

	B	C	E
Q801	13.1V	8.3V	13.8V
Q805	12.7V	13.8V	12V

	B	C	E
Q806	11.8V	12.5V	12.5V
Q807	13.2V	13.7V	12.5V
Q809	5.6V	12.9V	5V
Q810	0V	5.6V	5.7V
Q811	5V	0V	0V

	B	C	E
Q813	11.4V	12V	12V
Q814	12.6V	0V	0V

	B	C	E
Q815	5.6V	13.7V	5V
Q816	5.6V	13.7V	5V
Q817	5.6V	5.8V	4.8V
Q899	7.3V	13.7V	13.8V

	B	C	E	MODE
Q306	0/0.6V	0V	0V	MUTE OFF/ON
Q307	0/0.6V	0V	0V	MUTE OFF/ON
Q310	0/0.6V	0V	0V	MUTE OFF/ON
Q311	0/0.6V	0V	0V	MUTE OFF/ON
Q901	13.1V	0V	13.2V	
Q902	5V	0V	0V	
Q903	13.2V	0.3V	13.3V	
Q904	0V	13V	0V	

	B	C	E
Q905	⎍	⎍	0V
Q906	⎍	⎍	0V
Q907	⎍	⎍	5.3V
Q916	13.7V	0V	13.7V
Q917	0V	13.7V	0V
Q919	13V	13.7V	13.7V
Q920	3.5V	0V	0V

IC301

1	4.2V	8	4.1V
2	4.2V	9	4.1V
3	4.2V	10	4.1V
4	4.2V	11	4.1V
5	0V	12	4.7V
6	0V	13	4.7V
7	0V	14	8.3V

IC302

1	4.1V	8	4.2V
2	4.1V	9	4.2V
3	4.1V	10	4.2V
4	8.3V	11	0V
5	4.1V	12	4.2V
6	4.1V	13	4.2V
7	4.1V	14	4.2V

IC310

1	4.2V	8	4.2V
2	4.2V	9	4.2V
3	4.2V	10	4.2V
4	8.3V	11	0V
5	4.1V	12	4.2V
6	4.1V	13	4.2V
7	4.1V	14	4.2V

IC410

1	⎍	20	NC	51	NC	57	4.5V
≀	≀	≀	≀	52	NC	58	4.9V
16	⎍	32	NC	53	NC	59	0V
17	NC	33	⎍	54	NC	60	⎍
18	NC	≀	≀	55	⎍	≀	≀
19	NC	50	⎍	56	4.9V	64	⎍

IC315

1	4.2V
2	4.2V
3	4.2V
4	0V
5	4.2V
6	4.2V
7	4.2V
8	8.3V

IC401

1	⎍	9	0V
2	⎍	10	⎍
3	⎍	11	⎍
4	4.9V	12	⎍
5	4.9V	13	4.9V
6	4.9V	14	⎍
7	0V	15	⎍
8	0V	16	5V

IC405

1	NC	9	0V
2	⎍	10	4.9V
3	NC	11	4.9V
4	NC	12	4.9V
5	4.9V	13	4.9V
6	4.9V	14	⎍
7	NC	15	4.8V
8	0V	16	4.9V

IC801

1	13.1V
2	0V
3	1.2V

IC805

1	13.3V
2	7.3V
3	0.7V
4	5.6V
5	5.8V

R-ch Signal Line
L-ch Signal Line

※

	7390	7390E
D202	—	MA165

<VOLTAGE MEASURING CONDITIONS>

1, POWER SUPPLY : DC 14.4V
2, MEASURING TOOL : DIGITAL MULTI VOLTMETER
3, MEASURING POINT REFERENCE : BETWEEN GROUND
4, MEASURING CONDITIONS : FM 98.1MHz 30% MODULATION
AM 999KHz 30% MODULATION
TAPE BLANK DOLBY OFF

NOTES:

1. All resistance values are in ohms. K = 1,000
2. All capacitance values are in microfarads. $P = \frac{1}{1,000,000}$

Electrical Parts List

Resistor : Carbon resistors under 1／4 watts are not mentioned in the parts list, please confirm them by schematic diagram.
uF＝microfarads, pF＝picofarads

Abbreviations

RES.＝Resistor	CAP.＝Capacitor
C.F.＝Carbon Film	ELY.＝Electrolytic
M.F.＝Metal Film	CER.＝Ceramic
M.O.＝Metal Oxide Film	MYL.＝Mylar
M.P.＝Metal Plate	TAN.＝Tantalum
TR.＝Transistor	POLY.＝Polystyrol
TRANS.＝Transformer	PP.＝Polypropylene
CP.＝Chip	PLT.＝Polyethylene

Main P. C. Board

IC's

Symbol No.	Part No.	Description
IC1	51T96030F01	μ PC1675G
or	51T96030F02	μ PC1675G
IC101	51T67915F01	M51143AL
IC102	51T93532F07	TC4S66F
IC201	51T15654W01	CXA1098Q
IC301	51T91081F01	μ PD4066BG
IC302	51T93340F01	NJM2060M
IC310	51T93340F01	NJM2060M
IC501	51T94468F04	94468F04
~~IC601~~	~~51T15590W01~~	~~15590W01~~
or	51T15522W05	15522W05 33·66
IC605	51T92166F01	S－8052ALR
IC610	51T90267F02	μ PD4538BG
IC801	51T90890F01	M5236ML
IC805	51T15268W06	L78LR05FA

Transistors

Symbol No.	Part No.	Description
Q1	48T94606F03	CP., DTC124EU
Q2	48T42182U01	2SD661
Q3	48T42182U01	2SD661
Q5	48T94606F03	CP., DTC124EU
Q11	48T63419F01	CP., 2SA1036K
Q12	48T63419F01	CP., 2SA1036K
Q13	48T83834F03	2SD1862
Q14	48T94606F03	CP., DTC124EU
Q101	48T94606F03	CP., DTC124EU
Q201	48T94606F03	CP., DTC124EU
Q202	48T94606F03	CP., DTC124EU
Q203	48T94606F03	CP., DTC124EU
Q204	48T94606F03	CP., DTC124EU
Q301	48T73888F15	CP., FMG5
Q305	48T73888F15	CP., FMG5
Q306	48T63788F02	CP., 2SD1328
Q307	48T63788F02	CP., 2SD1328
Q310	48T63788F02	CP., 2SD1328
Q311	48T63788F02	CP., 2SD1328
Q601	48T94606F03	CP., DTC124EU
Q801	48T83417F03	2SB1237
Q806	48T83417F03	2SB1237
Q807	48T83834F03	2SD1862
Q808	48T73888F15	CP., FMG5
Q809	48T52439F03	CP., 2SD602A
Q810	48T62966F03	CP., DTA124
Q811	48T62967F03	CP., DTC124K
Q813	48T80611F01	CP., 2SB1132
Q814	48T62967F03	CP., DTC124K
Q815	48T52439F03	CP., 2SD602A
Q816	48T83834F03	2SD1862
Q817	48T62967F06	CP., DTC114YK
Q899	48T94606F56	CP., DTA114EU
Q901	48T94606F56	CP., DTA114EU
Q902	48T94606F03	CP., DTC124EU
Q903	48T94606F53	CP., DTA124EU
Q904	48T94606F03	CP., DTC124EU
Q905	48T94582F01	CP., 2SC4081
Q906	48T94606F01	CP., DTC144EU
Q907	48T63420F04	CP., 2SA1037K
Q916	48T94581F01	CP., 2SA1576
Q917	48T94606F03	CP., DTC124EU
Q919	48T83417F03	2SB1237
Q920	48T94606F03	CP., DTC124EU

Diodes

Symbol No.	Part No.	Description
D1	48T94608F03	CP., DAN202U
D101	48T65992F01	CP., MA151K
D102	48T65992F01	CP., MA151K
■ D202	48T44813F02	MA165TA
D603	48T94608F03	CP., DAN202U
D801	48T65992F01	CP., MA151K
D805	48T94608F03	CP., DAN202U
D806	48T94608F01	CP., DA204U
D807	48T15512W01	CP., DSM10
D808	48C40235G02	10E2

Notes : ● : For 7390 model only (AO), ■ : For 7390E model only (EO), Others : Common.

Symbol No.	Part No.	Description
D809	48T15512W01	CP., DSM10
D810	48T15512W01	CP., DSM10
D901	48T15512W01	CP., DSM10
D902	48T94608F03	CP., DAN202U
D905	48T94608F01	CP., DA204U
D910	48T94608F01	CP., DA204U
D911	48T15512W01	CP., DSM10
D913	48C40235G02	10E2
D914	48C40235G02	10E2
D930	48T90681F01	CP., MA110
ZD1	48T83128F25	Zener, HZS9C1L
ZD5	48T83128F25	Zener, HZS9C1L
ZD101	48T62934F18	Zener, CP., RD5.1MB1
ZD102	48T91071F12	Zener, HZS5CLL
ZD801	48T62934F49	Zener, CP., RD13MB2
ZD802	48T62934F22	Zener, CP., RD5.6MB2
ZD803	48T62934F08	Zener, CP., RD3.6MB1
ZD804	48T68699F41	Zener, MTZ13－B
ZD805	48T62934F22	Zener, CP., RD5.6MB2
ZD806	48T62934F22	Zener, CP., RD5.6MB2
ZD899	48T62934F30	Zener, RD7.5MB1
ZD901	48T62934F02	Zener, CP., RD2.7MB1
ZD905	48T62934F18	Zener, CP., RD5.1MB1
ZD906	48T62934F18	Zener, CP., RD5.1MB1
Coils		
L801	25C40894G11	TRANS., Choke
L802	25T47510F04	Choke Filter
Crystals		
X501	48T67096F01	4.5MHz
X601	91T92651F01	CER., 4.19MHz
Capacitors		
C1	08S65128F69	CP., 0.01 μ F
C2	08S65128F69	CP., 0.01 μ F
C3	08S65128F69	CP., 0.01 μ F
C4	23S92017F01	ELY., 220 μ F／10V
C5	08S65128F69	CP., 0.01 μ F

Symbol No.	Part No.	Description
C6	23T82372F19	ELY., (B.P.) 2.2 μ F／50V
C7	08S65128F69	CP., 0.01 μ F
C9	08S65128F57	CP., 1000pF
C10	08S65128F69	CP., 0.01 μ F
C11	08S65128F57	CP., 1000pF
C12	08S65128F57	CP., 1000pF
C13	08S65128F57	CP., 1000pF
C14	08S65128F69	CP., 0.01 μ F
C15	08S65128F23	CP., 33pF
C16	08T15399W01	CP., 0.022 μ F
C17	23T15901W15	ELY., 22 μ F／16V
C18	08S65128F69	CP., 0.01 μ F
● C19	08T15399W02	CP., 0.033 μ F
■ C19	08T15399W01	CP., 0.022 μ F
● C20	08T15399W02	CP., 0.033 μ F
■ C20	08T15399W01	CP., 0.022 μ F
C26	23T15901W17	ELY., 47 μ F／16V
C27	23T15901W14	ELY., 10 μ F／16V
C53	23T15901W32	ELY., 4.7 μ F／50V
C101	23T15901W31	ELY., 3.3 μ F／50V
C102	23T15901W25	ELY., 0.1 μ F／50V
C103	23T15901W30	ELY., 2.2 μ F／50V
C104	23T15901W14	ELY., 10 μ F／16V
C105	23T15901W14	ELY., 10 μ F／16V
C106	08S65128F76	CP., 0.1 μ F
C107	08S65128F76	CP., 0.1 μ F
C108	23T15901W08	ELY., 100 μ F／6.3V
C110	08S65128F31	CP., 68pF
C198	08S65128F35	CP., 100pF
C199	08S65128F35	CP., 100pF
C201	23T15901W32	ELY., 4.7 μ F／50V
C202	23T15901W32	ELY., 4.7 μ F／50V
C203	08T90316F25	TF、 0.047 μ F
C204	23T15901W14	ELY., 10 μ F／16V
C205	23T15901W14	ELY., 10 μ F／16V
C206	23T15901W13	ELY., 100 μ F／10V
C207	23T15901W08	ELY., 100 μ F／6.3V
C208	23T15901W08	ELY., 100 μ F／6.3V
C209	23T15901W15	ELY., 22 μ F／16V
C210	23T15901W15	ELY., 22 μ F／16V
C211	08T90316F09	TF、 2200pF
C212	08T90316F09	TF、 2200pF
C213	08T50579F30	TF、 2200pF
C214	08T90316F09	TF、 2200pF
C215	08T90316F12	TF、 3900pF
C216	08T90316F12	TF、 3900pF
C217	23T15901W28	ELY., 0.47 μ F／50V
C218	23T15901W28	ELY., 0.47 μ F／50V
C219	08T90316F31	TF、 0.15 μ F
C220	08T90316F31	TF、 0.15 μ F

Notes : ● : For 7390 model only (AO), ■ : For 7390E model only (EO), Others : Common.

Symbol No.	Part No.	Description		
C221	08T90316F19	TF、 0.015 μ F		
C222	08T90316F19	TF、 0.015 μ F		
C223	23T15901W26	ELY., 0.22 μ F／50V		
C224	23T15901W26	ELY., 0.22 μ F／50V		
C225	08T90316F27	TF、 0.068 μ F		
C226	08T90316F27	TF、 0.068 μ F		
C227	08T90316F26	TF、 0.056 μ F		
C228	08T90316F26	TF、 0.056 μ F		
C229	08T90316F14	5600pF		
C230	08T90316F14	5600pF		
C231	08T90316F17	TF、 0.01 μ F		
C232	08T90316F17	TF、 0.01 μ F		
C301	23T15901W32	ELY., 4.7 μ F／50V		
C302	23T15901W32	ELY., 4.7 μ F／50V		
C303	23T15901W32	ELY., 4.7 μ F／50V		
C304	23T15901W32	ELY., 4.7 μ F／50V		
C305	23T15901W14	ELY., 10 μ F／16V		
C310	23T15901W32	ELY., 4.7 μ F／50V		
C311	23T15901W32	ELY., 4.7 μ F／50V		
C312	08T90316F23	TF、 0.033 μ F		
C313	08T90316F23	TF、 0.033 μ F		
C314	23T15901W32	ELY., 4.7 μ F／50V		
C315	23T15901W32	ELY., 4.7 μ F／50V		
C316	23T15901W14	ELY., 10 μ F／16V		
C317	23T15901W14	ELY., 10 μ F／16V		
C318	23T15901W14	ELY., 10 μ F／16V		
C319	23T15901W14	ELY., 10 μ F／16V		
C320	23T15901W14	ELY., 10 μ F／16V		
C325	23T15901W32	ELY., 4.7 μ F／50V		
C326	23T15901W32	ELY., 4.7 μ F／50V		
C327	23T15901W14	ELY., 10 μ F／16V		
C328	23T15901W14	ELY., 10 μ F／16V		
C329	23T15901W14	ELY., 10 μ F／16V		
C330	23T15901W14	ELY., 10 μ F／16V		
C350	08S65128F19	CP., 22pF		
C351	08S65128F19	CP., 22pF		
C501	08S65128F69	CP., 0.01 μ F		
C502	23T15901W13	ELY., 100 μ F／10V		
C503	08S65128F19	CP., 22pF		
C504	08S65128F19	CP., 22pF		
C505	08S65128F35	CP., 100pF		
C506	08S65128F35	CP., 100pF		
C507	08S65128F35	CP., 100pF		
C508	08S65128F35	CP., 100pF		
C509	08S65128F35	CP., 100pF		
C601	08S53332F15	CP., 22pF		
C602	08S53332F15	CP., 22pF		
C605	23T15901W14	ELY., 10 μ F／16V		
C610	08S53332F57	CP., 0.1 μ F		
C612	08S65128F35	CP., 100pF		

Symbol No.	Part No.	Description		
C701	23T62939F02	ELY., 0.047 μ F／5.5V		
C801	08S65128F69	CP., 0.01 μ F		
C802	08S65128F69	CP., 0.01 μ F		
C803	23T15901W14	ELY., 10 μ F／16V		
C804	23T15901W14	ELY., 10 μ F／16V		
C805	23T15901W14	ELY., 10 μ F／16V		
C806	23T15901W14	ELY., 10 μ F／16V		
C807	23T15901W25	ELY., 0.1 μ F／50V		
C808	23T15901W29	ELY., 1 μ F／50V		
C809	23T15901W17	ELY., 47 μ F／16V		
C815	08S65128F76	CP., 0.1 μ F		
C816	23T15901W08	ELY., 100 μ F／6.3V		
C817	23T15901W14	ELY., 10 μ F／16V		
C819	23T15901W14	ELY., 10 μ F／16V		
C820	23T15901W14	ELY., 10 μ F／16V		
C821	23T15901W25	ELY., 0.1 μ F／50V		
C822	23T51232F02	ELY., 1000 μ F／16V		
C823	23T51232F02	ELY., 1000 μ F／16V		
C824	08S65128F57	CP., 1000pF		
C830	08S65128F69	CP., 0.01 μ F		
C831	08S65128F69	CP., 0.01 μ F		
C832	23T15901W14	ELY., 10 μ F／16V		
C901	23T82372F10	ELY., (B.P.) 3.3 μ F／25V		
C902	23S92017F03	ELY., 100 μ F／16V		
C907	23T15901W14	ELY., 10 μ F／16V		
C908	23T15901W14	ELY., 10 μ F／16V		
C920	08S65128F51	CP., 470pF		
C921	08S65128F49	CP., 390pF		
C922	08S65128F23	CP., 33pF		
C999	23T15901W14	ELY., 10 μ F／16V		

Resistors (All resistors are chip 1／16W±5% unless otherwise noted.)

R1	06S64995F53	1k ohm		
R2	06S64995F65	3.3k ohm		
R3	06T70072F41	330 ohm 1／4W		
R4	06S64995F53	1k ohm		
R5	06S64995F65	3.3k ohm		
R6	06S64995F53	1k ohm		
R7	06S64995F57	1.5k ohm		
R8	06S64995F71	5.6k ohm		
R9	06S64995F05	10 ohm		
R12	06S64995F15	27 ohm		
R13	06S64995F61	2.2k ohm		
R14	06S64995F17	33 ohm		
R15	06S64995F29	100 ohm		
R16	06S64995F61	2.2k ohm		
R17	06S64995F61	2.2k ohm		

	Symbol No.	Part No.	Description
	R18	06S64995F77	10k ohm
	R19	06S64995F53	1k ohm
	R20	06S64995F77	10k ohm
	R21	06S64995F53	1k ohm
	R22	06S64995F81	15k ohm
	R23	06S64995F81	15k ohm
	R24	06S64996F02	100k ohm
	R25	06S64996F02	100k ohm
	R31	06S64995F65	3.3k ohm
	R32	06T70072F53	1k ohm 1／4W
	R33	06S64995F65	3.3k ohm
	R34	06T70072F53	1k ohm 1／4W
	R35	06S64995F65	3.3k ohm
	R101	06S64995F77	10k ohm
	R102	06S64995F77	10k ohm
	R104	06S64996F26	1M ohm
	R105	06S64996F16	390k ohm
	R106	06S64996F18	470k ohm
	R107	06S64995F93	47k ohm
	R108	06S64995F85	22k ohm
	R109	06S64995F70	5.1k ohm
	R201	06S64995F79	12k ohm
	R202	06S64995F79	12k ohm
	R203	06S64995F29	100 ohm
	R204	06S64995F29	100 ohm
	R205	06S64995F85	22k ohm
	R206	06S64995F85	22k ohm
	R207	06S64995F85	22k ohm
	R208	06S64995F85	22k ohm
	R209	06S64995F83	18k ohm
	R210	06S64995F83	18k ohm
	R211	06S64995F60	2k ohm
	R212	06S64995F60	2k ohm
●	R213	06S64995F85	22k ohm
■	R213	06S64995F89	33k ohm
●	R214	06S64995F85	22k ohm
■	R214	06S64995F89	33k ohm
	R215	06S64995F79	12k ohm
	R216	06S64995F79	12k ohm
	R217	06S64995F65	3.3k ohm
	R218	06S64995F65	3.3k ohm
	R219	06S64995F63	2.7k ohm
	R220	06S64995F63	2.7k ohm
	R221	06S64996F26	1M ohm
	R222	06S64996F26	1M ohm
	R223	06S64995F47	560 ohm
	R224	06S64995F47	560 ohm
	R225	06S64995F85	22k ohm
	R226	06S64995F85	22k ohm
	R227	06S64995F74	7.5k ohm

	Symbol No.	Part No.	Description
	R228	06S64995F74	7.5k ohm
	R229	06S64995F76	9.1k ohm
	R230	06S64995F76	9.1k ohm
	R231	06S64995F49	680 ohm
	R232	06S64995F49	680 ohm
	R233	06S64995F75	8.2k ohm
	R234	06S64995F75	8.2k ohm
●	R235	06S64995F87	27k ohm
■	R235	06S64995F77	10k ohm
	R236	06S64996F05	130k ohm
	R301	06S64995F77	10k ohm
	R302	06S64995F77	10k ohm
	R303	06S64995F77	10k ohm
	R304	06S64995F77	10k ohm
	R305	06S64995F77	10k ohm
	R306	06S64995F69	4.7k ohm
	R309	06S64995F77	10k ohm
	R310	06S64995F77	10k ohm
	R311	06S64995F85	22k ohm
	R312	06S64995F85	22k ohm
	R313	06S64995F37	220 ohm
	R314	06S64995F37	220 ohm
	R320	06S64995F71	5.6k ohm
	R321	06S64995F71	5.6k ohm
	R322	06S64995F37	220 ohm
	R323	06S64995F37	220 ohm
	R324	06S64995F93	47k ohm
	R325	06S64995F93	47k ohm
	R326	06S64995F73	6.8k ohm
	R327	06S64995F73	6.8k ohm
	R328	06S64995F83	18k ohm
	R329	06S64995F83	18k ohm
	R330	06S64995F77	10k ohm
	R331	06T70072F53	1k ohm 1／4W
	R332	06T70072F53	1k ohm 1／4W
	R335	06S64995F85	22k ohm
	R336	06S64995F85	22k ohm
	R337	06S64995F37	220 ohm
	R338	06S64995F37	220 ohm
	R339	06T70072F53	1k ohm 1／4W
	R340	06T70072F53	1k ohm 1／4W
	R341	06S64995F53	1k ohm
	R342	06S64995F53	1k ohm
	R343	06S64995F53	1k ohm
	R344	06S64995F53	1k ohm
	R350	06S64995F77	10k ohm
	R351	06S64995F77	10k ohm
	R352	06S64995F77	10k ohm
	R353	06S64995F77	10k ohm
	R354	06S64995F77	10k ohm

Notes : ● : For 7390 model only (AO), ■ : For 7390E model only (EO), Others : Common.

Symbol No.	Part No.	Description		
R355	06S64995F77	10k ohm		
R356	06S64995F77	10k ohm		
R357	06S64995F77	10k ohm		
R502	06S64995F77	10k ohm		
R503	06S64995F77	10k ohm		
R504	06S64996F26	1M ohm		
R505	06S64995F77	10k ohm		
R506	06S64995F77	10k ohm		
R508	06S64995F93	47k ohm		
R509	06S64995F93	47k ohm		
R510	06S64995F93	47k ohm		
R590	06S64995F93	47k ohm		
R601	06S64995F93	47k ohm		
R602	06S64995F93	47k ohm		
R603	06S64995F93	47k ohm		
R604	06S64996F10	220k ohm		
R610	06S64995F69	4.7k ohm		
R615	06S64996F26	1M ohm		
R617	06S64995F77	10k ohm		
R619	06S64995F93	47k ohm		
R621	06S64995F77	10k ohm		
R622	06S64995F85	22k ohm		
R623	06S64995F77	10k ohm		
R625	06S64995F29	100 ohm		
R626	06S64995F93	47k ohm		
R801	06S64995F65	3.3k ohm		
R802	06S64995F65	3.3k ohm		
R803	06S64995F77	10k ohm		
R804	06S64995F77	10k ohm		
R805	06S64995F77	10k ohm		
R806	06S64995F77	10k ohm		
R807	06S64995F37	220 ohm		
R808	06S64995F81	15k ohm		
R809	06S64995F87	27k ohm		
R810	06S64995F69	4.7k ohm		
R815	06T70072F31	120 ohm 1／4W		
R819	06T70072F17	33 ohm 1／4W		
R821	06S64995F65	3.3k ohm		
R822	06S64995F77	10k ohm		
R824	06S64995F45	470 ohm		
R825	06T70072F29	100 ohm 1／4W		
R826	06T70072F29	100 ohm 1／4W		
R827	06T70072F29	100 ohm 1／4W		
R828	06S64995F53	1k ohm		
R829	06S64995F77	10k ohm		
R836	06S53330F57	1.5k ohm 1／8W		
R837	06S64995F77	10k ohm		
R838	06S64995F77	10k ohm		
R839	06S64995F85	22k ohm		
R840	06S64995F61	2.2k ohm		

Symbol No.	Part No.	Description		
R841	06S64995F29	100 ohm		
R842	06S64995F29	100 ohm		
R896	06T70072F04	8.2 ohm 1／4W		
R897	06T70072F07	12 ohm 1／4W		
R898	06S64995F65	3.3k ohm		
R899	06S53330F57	1.5k ohm 1／8W		
R901	06S64995F53	1k ohm		
R902	06S64995F85	22k ohm		
R903	06S64995F77	10k ohm		
R905	06S64995F77	10k ohm		
R906	06S64995F85	22k ohm		
R907	06S64996F02	100k ohm		
R908	06S64995F85	22k ohm		
R912	06S64995F85	22k ohm		
R913	06S64995F61	2.2k ohm		
R914	06S64995F77	10k ohm		
R916	06T70072F80	2.7 ohm 1／4W		
R918	06S64995F77	10k ohm		
R919	06S64995F69	4.7k ohm		
R922	06S64995F77	10k ohm		
R923	06S64996F02	100k ohm		
R924	06S64996F02	100k ohm		
R925	06S64995F77	10k ohm		
R926	06S64995F77	10k ohm		
R927	06S53330F77	10k ohm 1／8W		
R6001	06T73766F02	NTW, 47k ohm × 7		
VR101	18T56963F03	Variable, (L) 10k ohm		
VR102	18T56963F03	Variable, (R) 10k ohm		
VR301 S601 S801	18T15759W01	Volume Control (VOLUME, BALANCE, FADER, EJECT, POWER)		
Front P. C. Board				
I C's				
IC315	51T93335F01	NJM5532M		
IC401	51T11037W01	BU4021BF		
IC405	51T74191F03	MB88306		
IC410	51T83905F01	LC7582		
Transistors				
Q401	48T73888F14	CP., FMA5		
Q402	48T73888F14	CP., FMA5		

Symbol No.	Part No.	Description		
Diodes／LEDs				
D401	48T90681F01	CP., MA110		
D402	48T90681F01	CP., MA110		
D403	48T90681F01	CP., MA110		
D404	48T90681F01	CP., MA110		
D405	48T90681F01	CP., MA110		
D410	48T52445F01	CP., MA151WA		
LD401	48T90476F02	LED、CP., BR1102W (RED)		
LD402	48T90476F02	LED、CP., BR1102W (RED)		
LD403	48T90476F02	LED、CP., BR1102W (RED)		
LD404	48T90476F02	LED、CP., BR1102W (RED)		
LD405	48T90476F02	LED、CP., BR1102W (RED)		
LD406	48T90476F02	LED、CP., BR1102W (RED)		
LD410	48T51833F03	BG4524K (GRN)		
LD411	48T51833F03	BG4524K (GRN)		
LD412	48T51833F03	BG4524K (GRN)		
Switches				
S401	40T10876W12	Tact SKHLAJ (TB)		
S402	40T10876W12	Tact SKHLAJ (TAPE)		
S403	40T10876W12	Tact SKHLAJ (DAP)		
S404	40T10876W12	Tact SKHLAJ (SEEK)		
S405	40T10876W12	Tact SKHLAJ (M1)		
S406	40T10876W12	Tact SKHLAJ (M4)		
S407	40T10876W12	Tact SKHLAJ (M3)		
S408	40T10876W12	Tact SKHLAJ (M6)		
S409	40T10876W12	Tact SKHLAJ (MONO)		
S410	40T10876W12	Tact SKHLAJ (DX)		
S411	40T10876W12	Tact SKHLAJ (DISK)		
S412	40T10876W12	Tact SKHLAJ (DN)		
S413	40T10876W12	Tact SKHLAJ (UP)		
S414	40T10876W12	Tact SKHLAJ (M2)		
S415	40T10876W12	Tact SKHLAJ (M5)		

Symbol No.	Part No.	Description		
S420	40T10876W12	Tact SKHLAJ (RESET)		
Lamps				
PL401	65T95274F01	6V－70mA		
PL402	65T95274F01	6V－70mA		
PL403	65T95274F02	6V－70mA		
PL404	65T80297F05	6V－65mA		
PL405	65T95274F02	6V－70mA		
PL406	65T95274F02	6V－70mA		
Capacitors				
C335	08T90316F22	TF、 0.027 μ F		
C336	08T90316F22	TF、 0.027 μ F		
C337	08T90316F15	TF、 6800pF		
C338	08T90316F15	TF、 6800pF		
C339	08S65128F35	CP., 100pF		
C340	08S65128F35	CP., 100pF		
C341	08S65128F19	CP., 22pF		
C342	08S65128F19	CP., 22pF		
C401	08S65128F74	CP., 0.047 μ F		
C405	23S57422F09	ELY., 10 μ F／16V		
C406	23S57422F06	ELY., 2.2 μ F／50V		
C407	08S65128F55	CP., 680pF		
Resistors (All resistors are chip 1／16W±5% unless otherwise noted.)				
R365	06S64995F77	10k ohm		
R366	06S64995F77	10k ohm		
R367	06S64995F77	10k ohm		
R368	06S64995F77	10k ohm		
R371	06S64995F53	1k ohm		
R372	06S64995F53	1k ohm		
R373	06S64995F53	1k ohm		
R374	06S64995F53	1k ohm		
R375	06S64996F26	1M ohm		
R376	06S64996F26	1M ohm		
R401	06S64995F93	47k ohm		
R402	06S64995F93	47k ohm		
R403	06S64995F93	47k ohm		
R404	06S64995F93	47k ohm		
R410	06S64995F77	10k ohm		
R411	06S64995F77	10k ohm		
R412	06S64996F02	100k ohm		
R413	06S64995F77	10k ohm		
R414	06S64995F33	150 ohm		
R415	06S64995F33	150 ohm		

Symbol No.	Part No.	Description		
R416	06S64995F33	150 ohm		
R417	06S64995F33	150 ohm		
R418	06S64995F33	150 ohm		
R419	06S64995F33	150 ohm		
R425	06S64996F22	680k ohm		
R426	06S64995F93	47k ohm		
R431	06T70072F35	180 ohm 1／4W		
R432	06T70072F37	220 ohm 1／4W		
R433	06T70072F37	220 ohm 1／4W		
R434	06T70072F37	220 ohm 1／4W		
R435	06T70072F41	330 ohm 1／4W		
R436	06T70072F45	470 ohm 1／4W		
VR401 LD413 LD414	18T93886F03	Volume, Slide 100K × 2 (TREBLE／BASS)		
		Miscellaneous		
BA801	60T91060F03	Battery, CR2032		
E1	01T15754W01	Assy., Remote Control RCV		
E801	01T15757W01	Assy., QRB Connector (Socket)		
HD101	88T15971W01	Head, Playback		
LCD401	65T15753W01	LCD、LU1479		
M501	01V11500W64	Assy., Motor		
PT501	51T15144W01	Sensor, Photo		
Q805	48T82308F01	TR., 2SD1761		
S501	40T15222W01	SW., Detector (Pack In)		
S502	40T15382W01	SW., Detector (Pack Down)		
S503	40T15382W01	SW., Detector (Metal)		
SD501	01T10369W01	Assy., Eject Solenoid		
SD502	01T15249W01	Assy., Play Solenoid		
SD503	01T10371W01	Assy., R／F Solenoid		

Symbol No.	Part No.	Description		

Cabinet Assembly Parts List

NOTE : The parts without part numbers are not supplied.

Symbol No.		Index	Part No.	Description		
●	1	3-C	13D11976W02	Assy., Nosepiece		
■	1	3-C	13D11976W03	Assy., Nosepiece		
	2	2-D	15C11101W02	Cover, Top		
	4	3-B	36A94114F01	Knob, Control (Front)		
	5	3-B	36A94115F01	Knob, Control (Back)		
	6	2-B	36B94116F01	Knob, Slide		
	7	2-B	36B94116F02	Knob, Slide		
	8		03S44205G07	Screw, Pan (M2.6 × 5)		
	9		03S44205G34	Screw, Pan (M2.6 × 5)		
	10	2-B	07C10065W01	Assy., Handle Bracket		
	11		03S44205G29	Screw, Pan (M2.6 × 6)		
●	15	3-E	77C10771W01	Tuner, MB4A701A (FE1)		
■	15	3-E	77C96096F01	Tuner, MB4G7010 (FE1)		
	18	4-D	01T15909W01	Assy., Connector Shield		
	20	3-E	09T84840F01	Lug, Style (18mm)		
	21	3-D	03D40014G49	Screw, W／Washer (M3 × 8)		
	22	4-B	01V14200W69	Assy., Front P. C. Board		
	23	4-B	61B11990W01	Lens, LCD		
	24	5-B	26A11991W01	Refrector, Sheet		
	25	4-C	15B11988W01	Case, LCD		
	26	5-B	15B11989W01	Cover, LCD		
	27		75T16097W02	Rubber, Electric		
	28	4-B	07A94609F01	Bracket, Shield		
	29	2-D	04A41345P22	Washer, Lock (M2.6)		
	30	5-C	15B12392W01	Cover, LED		
	31	2-E	81D12728W01	Cassette, Deck (GR75E020)		
	33	2-D	41A84062F01	Spring, Lever		
	34	2-D	04A41345P22	Washer, Lock (M2.6)		
	35	4-B	03C42723U08	Screw, Cup (M3 × 5.5)		
	36	2-D	03S71677F06	Screw, W／Washer (M2.6 × 6)		
	37		03S44205G48	Screw, Pan (M2.6 × 5)		
	39	5-B	14S94461F59	Insulator, Cover		
	40	3-E	14S96390F55	Insulator, Cover		
	41	5-C	03S44205G30	Screw, Pan (M2.6 × 4)		
	42	5-B	26A11991W02	Refrector, Sheet		
	43	5-B	14A13511W01	Insulator, Sheet		
	44	3-B	75S62361F94	Cushion, Rubber		
	45	3-G	75A82934F01	Cushion		
	46	4-C	14S71058F23	Insulator, Cover		
	49	5-D	75S72374F48	Cushion-R		

Notes : ● : For 7390 model only (AO), ■ : For 7390E model only (EO), Otherwise noted.)
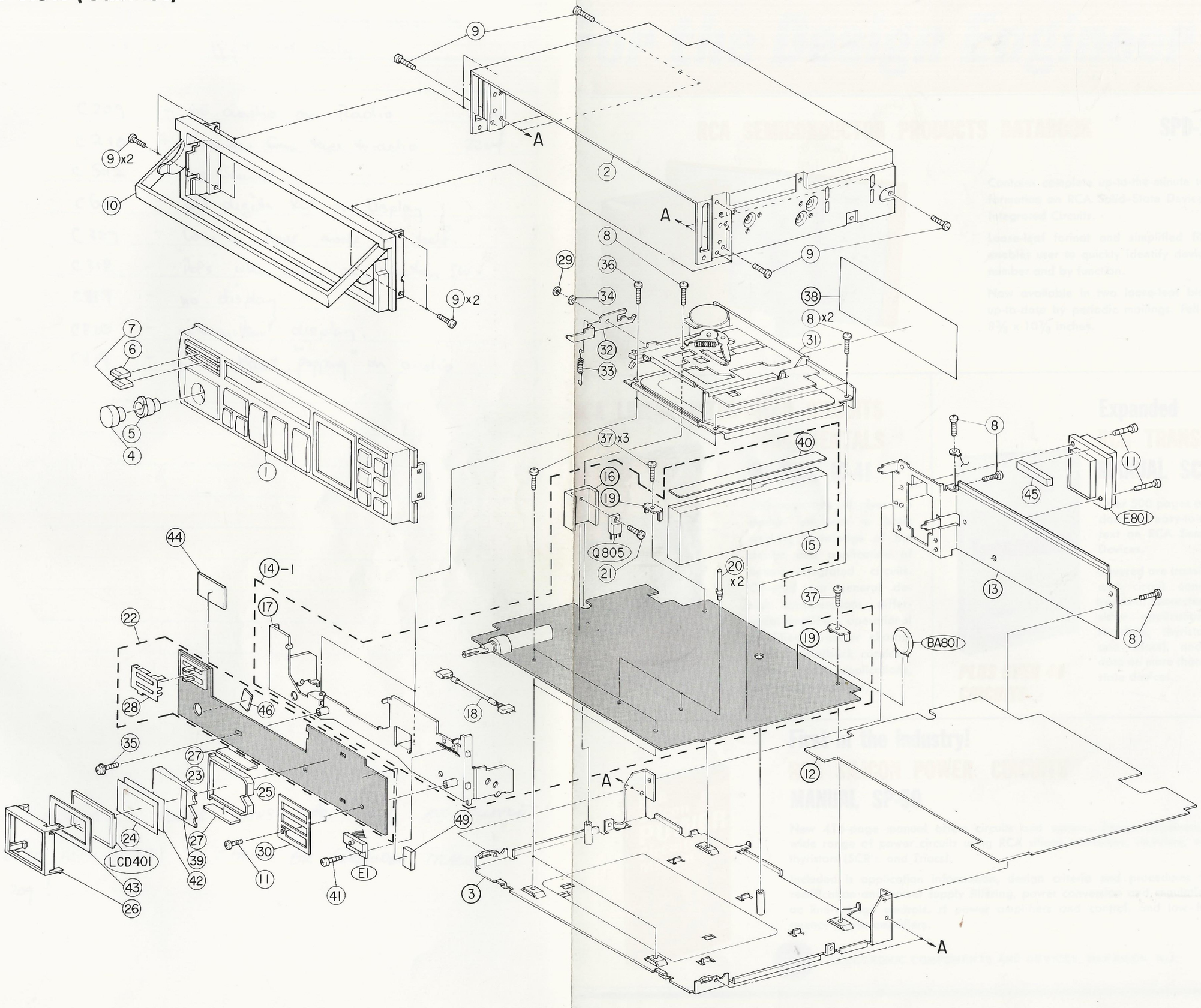
Exploded View (Cabinet)