O/P IC
AN7196

# TOYOTA MASTER COPY

# AUDIO COMPONENT SERVICE MANUAL

## AM/FM STEREO FOR ELECTRONIC TUNER and CASSETTE TAPE PLAYER (Dolby*NR)

| VEHICLE | DESTINATION | PRODUCED AFTER | TOYOTA PART No. | ID CODE | FUJITSU TEN MODEL No. |
|---|---|---|---|---|---|
| CAMRY | AUSTRALIA | July 1997 | 08600-00913 | 37409 | 122001-06800151 |
| | | | 86100-YC140 | — | 121001-99600151 |

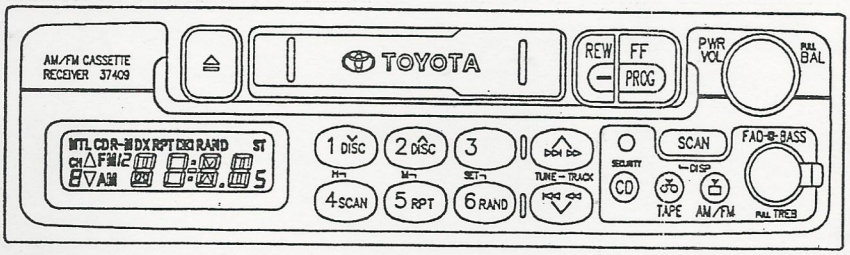


MODEL :
122001-06800151
ID No. : 37409

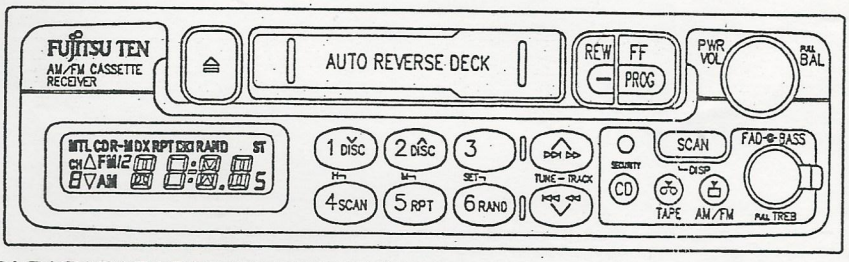


MODEL:
121001-99600151

〈NOTE〉 Models 122001-06800151 and 121001-99600151 are almost the same except for these three parts : ① Escutchen, and ② Cassette Door, and ③ Owner's manual.

## TABLE OF CONTENTS


| | PAGE |
|---|---|
| COMPOSITIONS • SPECIFICATIONS | 2 |
| CONNECTIONS • SERVICE EXTENTION CABLES | 3 |
| ALIGNMENT | 4 |
| SCHEMATIC (MAIN) | 5, 6 |
| WIRING ON PC BOARD (MAIN) | 7—10 |
| SCHEMATIC (PANEL) | 11, 12 |
| WIRING ON PC BOARD (PANEL) | 13, 14 |
| EXPLODED VIEW | 15 |
| REPAIR PARTS LIST (Chassis, Panels, . . . etc) MECHANICAL | 16 |
| REPAIR PARTS LIST (Capacitors, Transistors, . . . etc) ELECTRICAL | 17, 18 |


NOTE : For servicing purpose, the whole tape deck ass'y is designated as one and only available tape deck parts. therefore, no individual parts or component is available separately.


* Dolby noise reduction manufactured under licence from Dolby Laboratories Licensing Corporation.
"DOLBY" and the duble-D symbol ▯▯ are trademarks of Dolby Laboratories Corporation.



Manufactured for TOYOTA

by FUJITSU TEN LIMITED

PUB. NO. SM-1126

# COMPOSITIONS

| Model | Parts name | Stock No. | Description | Q'ty |
|---|---|---|---|---|
| 121001-99600151 | Comb. player. A | — | Main unit | 1 |
| | Holder | 121852-23200700 | Side Bracket(R) | 1 |
| | Holder | 121852-23300700 | Side Bracket(L) | 1 |
| | Screw | 790882-53700700 | M5×8 | 4 |
| 122001-06800151 | Comb. player. A | — | Main unit | 1 |
| | Owner's manual | 090002-21400700 | Owner's manual | 1 |
| | Screw | 790882-53700700 | M5×8 | 4 |

# SPECIFICATIONS

**MAIN UNIT**

| **(RADIO SECTION)** | **AM** | **FM** |
|---|---|---|
| TUNNING RANGE | 522 to 1629kHz | 87.5 to 108.0MHz |
| SENSITIVITY | 34dB μ or better | 10dB μ or better |
| A G C | 55 $\pm^{5}_{7}$ dB μ or better | |
| LIMITING SENSITIVITY | | 2 ± 5dB μ |
| SEPARATION | | 25dB or better |
| SENSIVITY AT ELECTRONIC | Distant : 30 ± 6dB μ | 22 ± 6dB μ |
| TUNING | Local : Distant plus 20 ± 6dB μ | Local : Distant plus 25 ± 6dB μ |
| SIGNAL TO NOISE RATIO | 21dB or better (35dB μ input) | 46dB or better (54dB μ input) |

**(CASSETTE DECK SECTION)**

| | |
|---|---|
| NUMBER OF TRACKS | 4 — track 2 — channel |
| TAPE SPEED | 4.76cm / sec. ($\pm^{3}_{1}$ %) |
| WOW & FLUTTER | 0.25% or better (RMS) |
| CROSSTALK | 40dB or better (1kHz, B. P. F. ) |
| SEPARATION | 30dB or better |
| FREQUENCY RESPONSE | DOLBY PROCESSOR FREQUENCY RESPONSE |

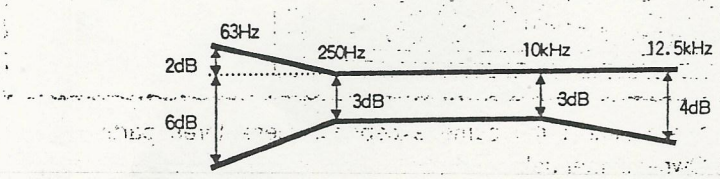


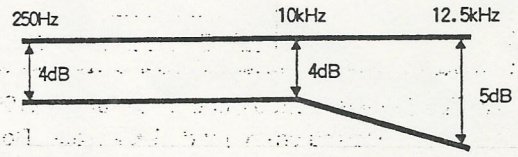


| | |
|---|---|
| SIGNAL TO NOISE RATIO | 46dB or better (with MTT — 150 test tape) |
| TAKE — UP TORQUE | 35 to 70g — cm (PLAY) |
| | 35 to 80g — cm (FF) |

**(COMMON SECTION)**

| | |
|---|---|
| POWER OUTPUT | 10W × 4 or better (T.H.D.=10%) |
| SPEAKER IMPEDANCE | 4 ohm |
| POWER INPUT | 12V car battery, negative terminal to ground |
| Voltage | 13.2VDC |
| Current | MAX. 9A |
| DIMENSIONS | 180(W)×50(H)×163(D)mm |
| WEIGHT | Unit — 1.3kg |

NOTES : Unless otherwise noted specification is measured with balance and fader control at center.

# CONNECTIONS

SM-1126
(86100-YC140) (08600-00913)
[121001-99600151] [122001-06800151]

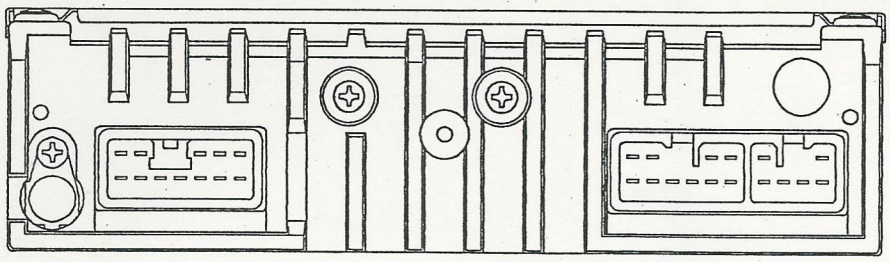

P800 (PIN VIEW)

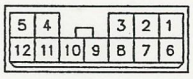


| | | |
|---|---|---|
| 1 | R + | IN |
| 2 | L + | IN |
| 3 | S GND | —— |
| 4 | MUTE | IN |
| 5 | BU+B | OUT |
| 6 | R − | IN |
| 7 | L − | IN |
| 8 | GND | —— |
| 9 | TX − | IN/OUT |
| 10 | TX + | IN/OUT |
| * 11 | TXT | IN/OUT |
| 12 | ACC + | OUT |

P500 (PIN VIEW)

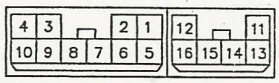


| | | | | | |
|---|---|---|---|---|---|
| 1 | FR + | OUT | 11 | RR + | OUT |
| 2 | FL + | OUT | 12 | RL + | OUT |
| 3 | ACC+ | IN | 13 | RR − | OUT |
| 4 | TO BATTERY(13.2V) | IN | 14 | TEL.MUTE | IN |
| 5 | FR − | OUT | 15 | ———— | —— |
| 6 | FL − | OUT | 16 | RL − | OUT |
| 7 | GND | —— | | | |
| 8 | ANT + | OUT | | | |
| 9 | AMP + | OUT | | | |
| 10 | ILL + | IN | | | |

# SERVICE EXTENSION CABLES

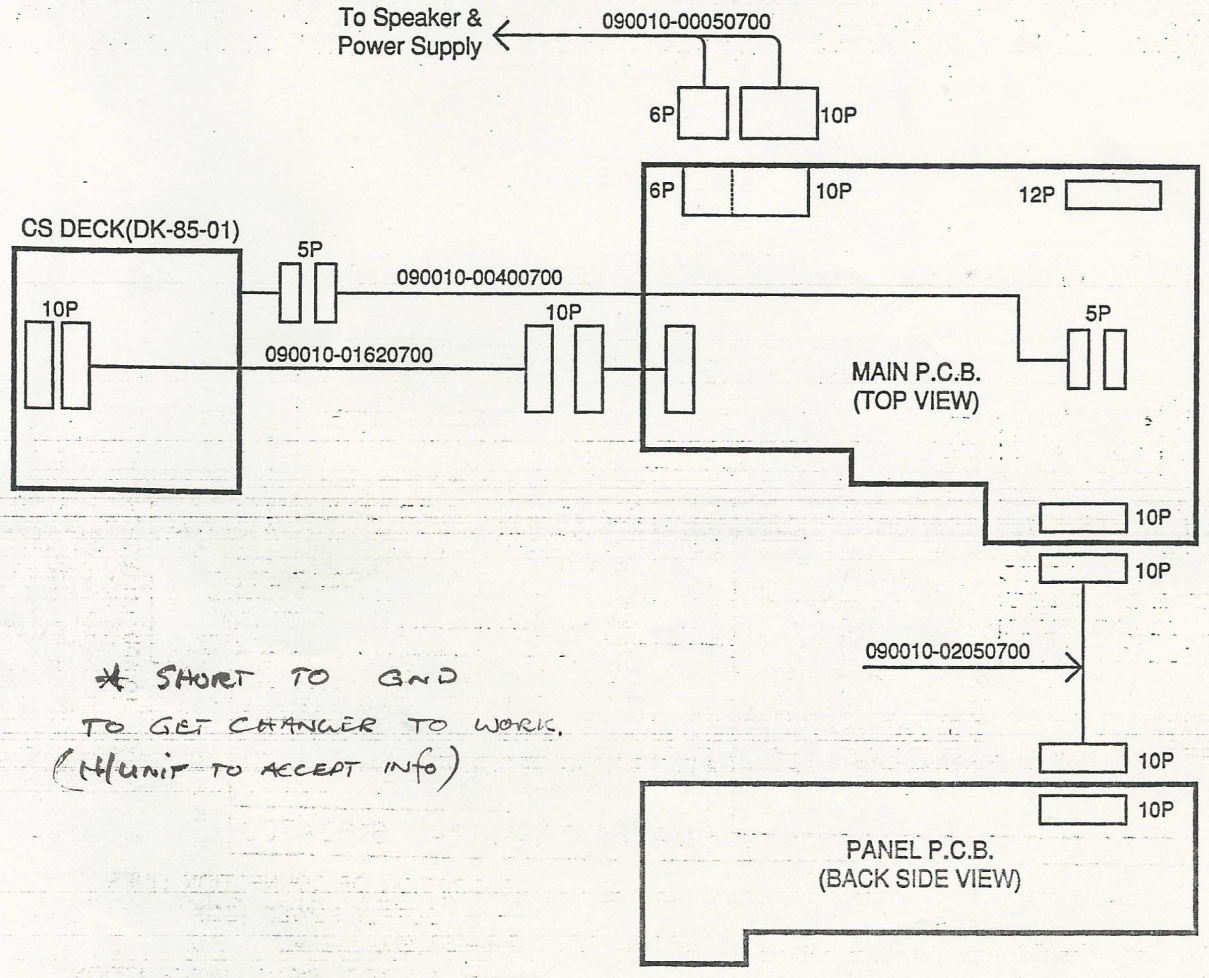


* SHORT TO GND
TO GET CHANGER TO WORK.
(H/UNIT TO ACCEPT INFO)

# ALIGNMENT

(1) Connections

a. Volt meter.....STEP1 = Hot side : TP1 Cold side : Chassis ground
STEP2 = Hot side : TP2 Cold side : Chassis ground
STEP3 = Hot side : Speaker Out(+) Cold side : Speaker Out(–)

b. Power supply.....13.2VDC

(2) Alignments

| STEP | ITEM | SIGNAL GENERATOR FREQUENCY | SIGNAL GENERATOR OUTPUT LEVEL | ADJUSTMENT POINT | PROCEDURE |
|---|---|---|---|---|---|
| 1 | CLOCK | FM 98.1MHz (400Hz、30% modulation) | 54 dBμ | CV400 | Adjust the FM OSC Frequency to 108.8MHz(±3kHz). |
| 2 | KEYED AGC | FM 98.1MHz (400Hz、30% modulation) | 10 dBμ | RV101 | Adjust TP2 output voltage to 0.5V(±0.005V). |
| 3 | ASC | FM 98.1MHz (1kHz、30% modulation、stereo) | 35dBμ | RV100 | Adjust separation to 15±1dB. |

**ALIGNMENTS POINTS**

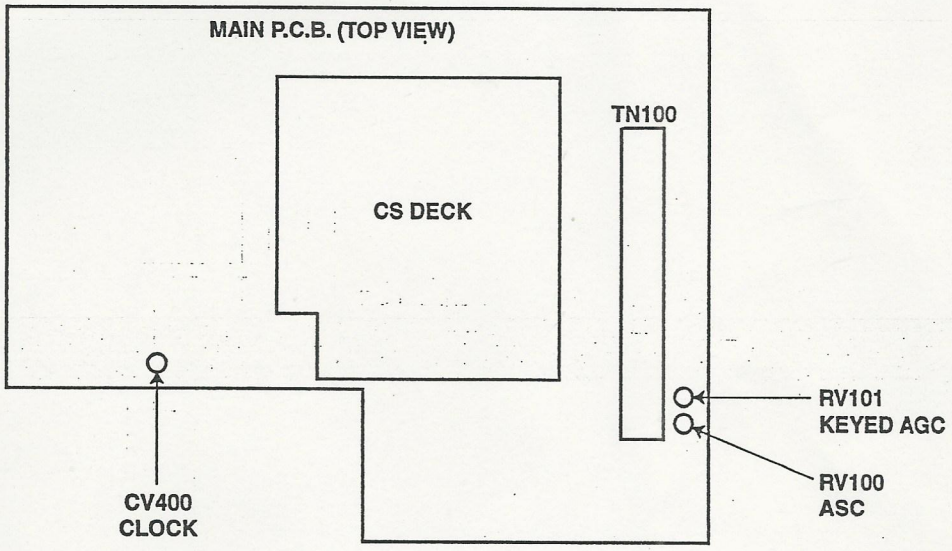


**TEST POINTS**

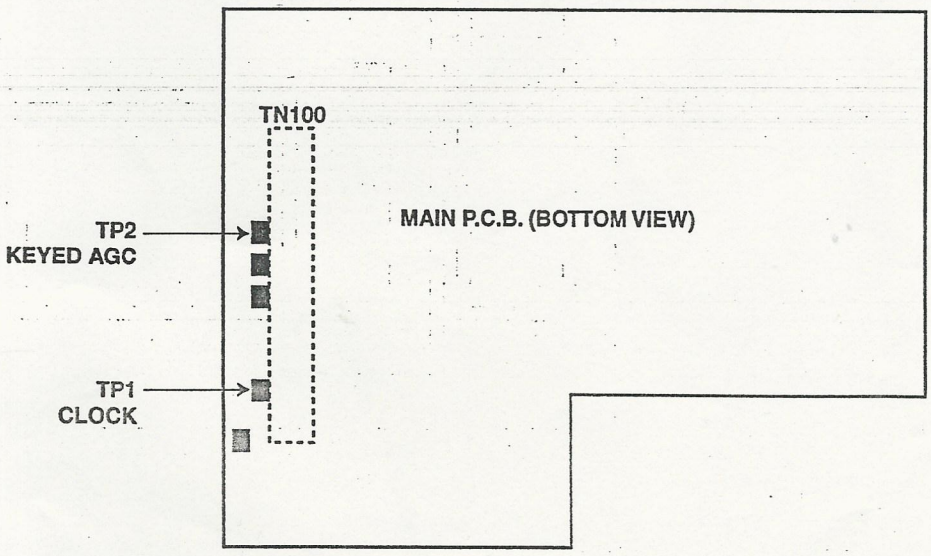

# SCHEMATIC (MAIN)

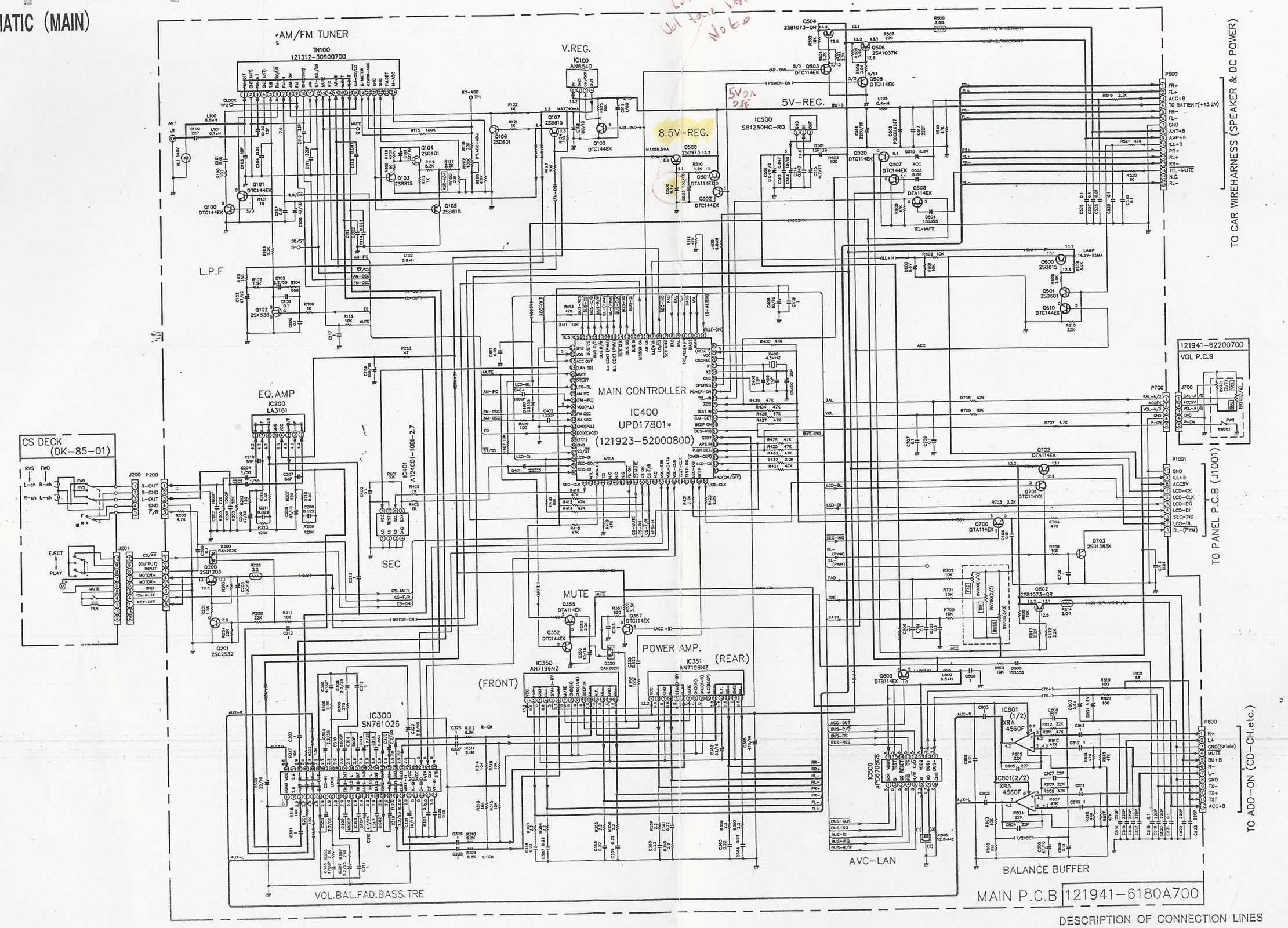


NOTES : 1. All capacitance in Micro or Pico farad, $\mu = 10^{-6}$, $P = 10^{-12}$
2. All resistance in ohm, $K = 10^{3}$
3. DC voltages in reference to the chassis ground, measured with 10M-ohm digital voltmeter, power supply set at + 13.2 VDC, and under no signal input.

DESCRIPTION OF CONNECTION LINES
→ : SUPPLY POWER (DC)
→ : AUDIO SIGNAL
→ : CONTROL SIGNAL (INSTRUCTION)

# WIRING ON PC BOARD (MAIN)

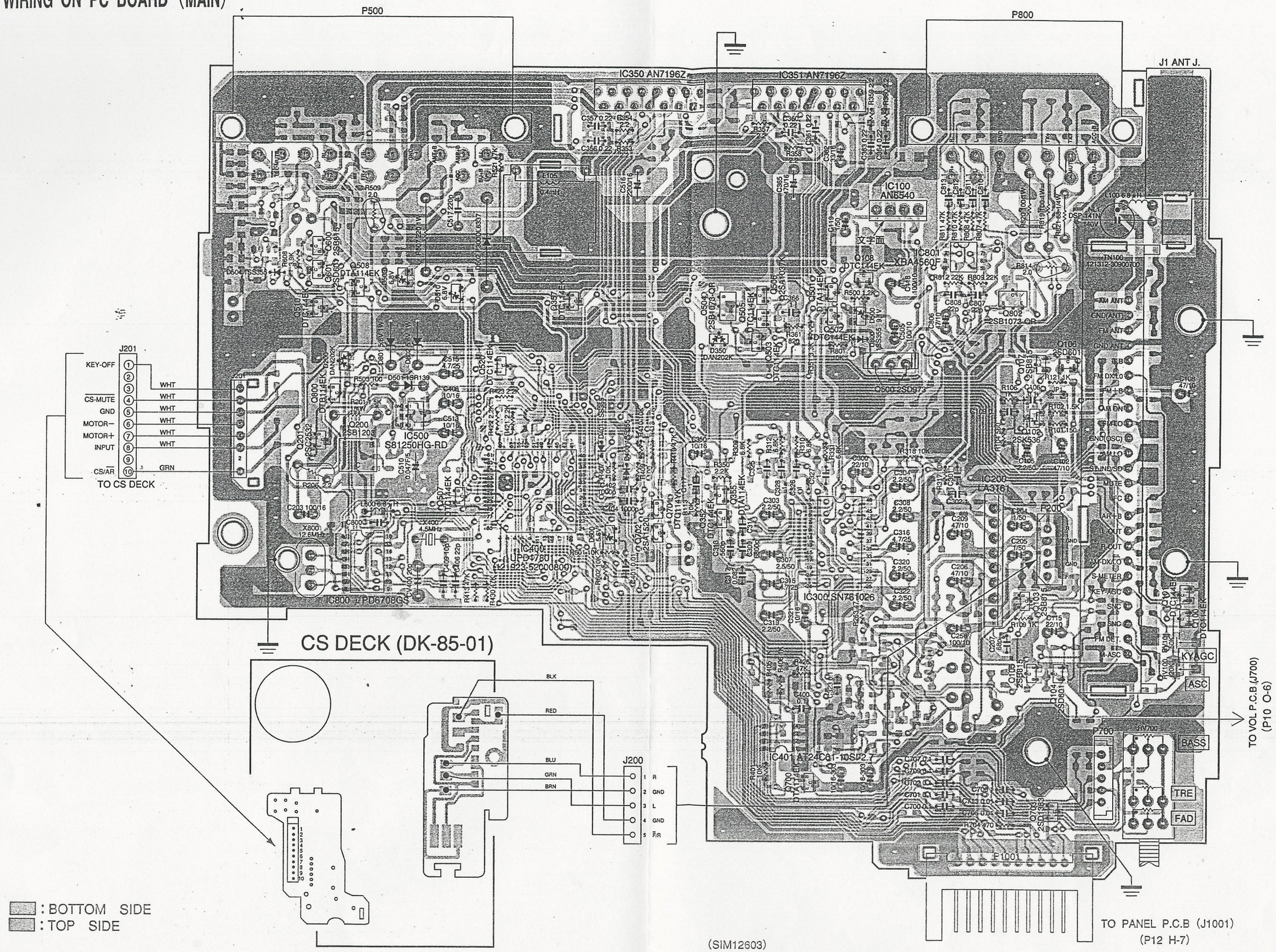

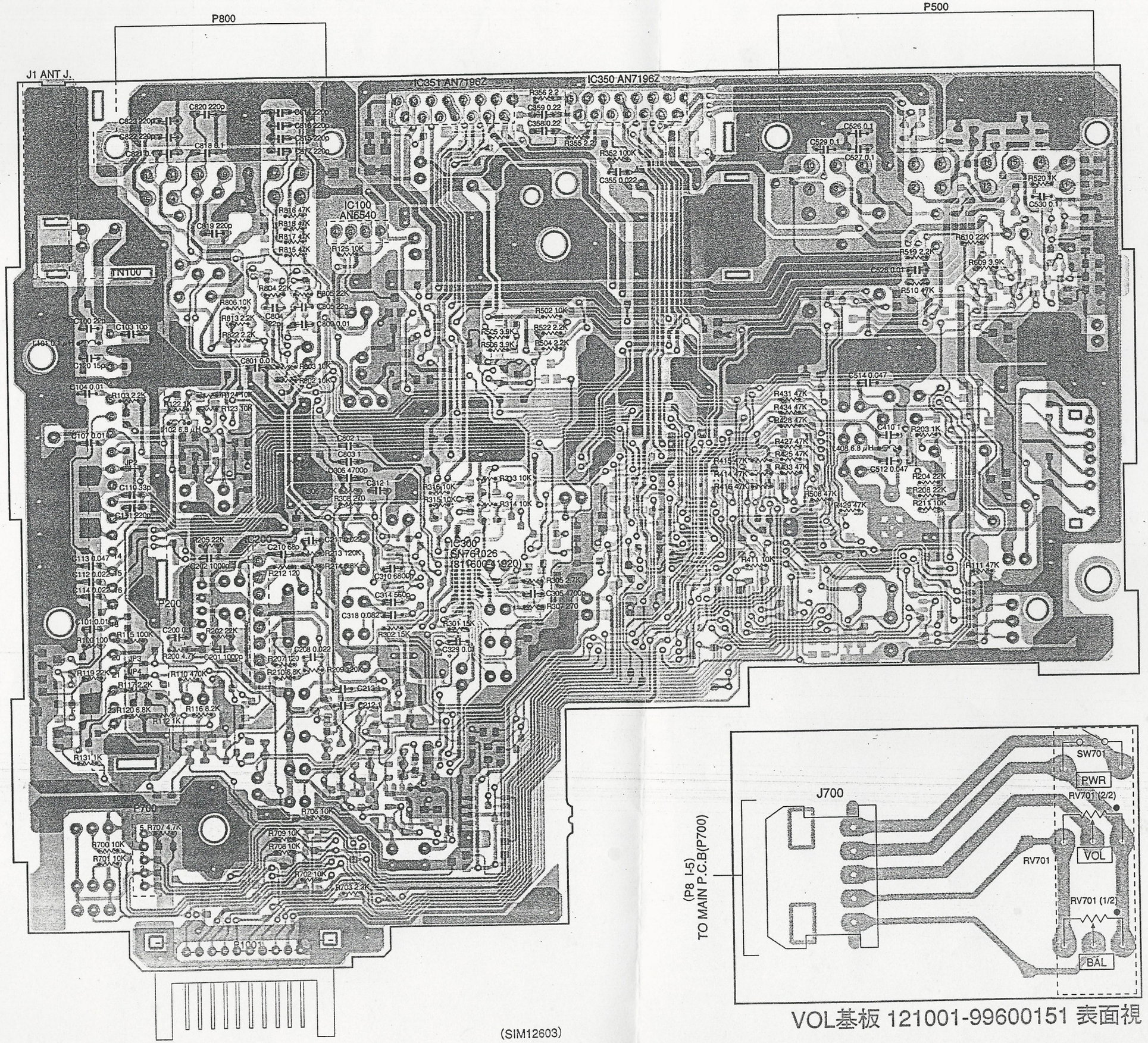


(SIM12603)

| I C No. | Coordinetes |
|---|---|
| I C 100 | G -2 |
| I C 200 | H -4 |
| I C 300 | F -5 |
| I C 350 | E -1 |
| I C 351 | F -1 |
| I C 400 | E -4 |
| I C 401 | F -6 |
| I C 500 | D -4 |
| I C 800 | C -5 |
| I C 801 | G -2 |

| Q No. | Coordinetes |
|---|---|
| Q 100,101 | I -5 |
| Q 102 | H -4 |
| Q 103,104,105 | H -5 |
| Q 106,107,802 | H -3 |
| Q 108 | G -2 |
| Q 200,201 | C -4 |
| Q 352,355 | F -4 |
| Q 357 | E -3 |
| Q 500,502 | G -3 |
| Q 501,503,504,505,506 | F -3 |
| Q 507 | D -4 |
| Q 508,600,601 | C -2 |
| Q 510,800 | C -3 |
| Q 520 | D -3 |
| Q 700 | F -6 |
| Q 701,702 | E -4 |
| Q 703 | H -6 |




(SIM12604)

: BOTTOM SIDE
: TOP SIDE

VOL基板 121001-99600151 表面視





K L M N O P Q R

# SCHEMATIC (PANEL)

**SM-1126**
(86100-YC140) (08600-00913)
[121001-99600151] [122001-06800151]

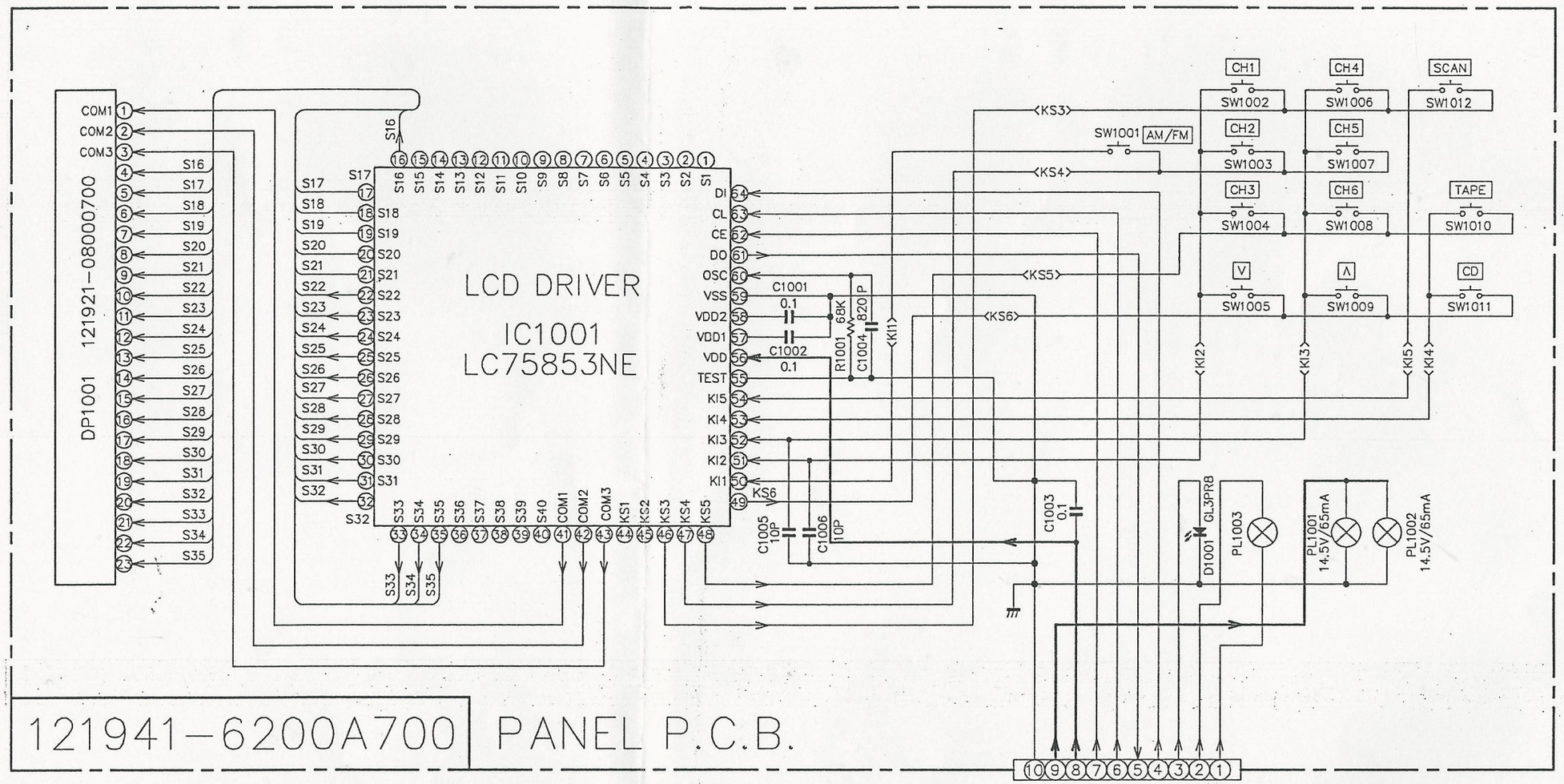


DESCRIPTION OF CONNECTION LINES

NOTES : 1. All capacitance in Micro or Pico farad, $\mu = 10^{-6}$, $P = 10^{-12}$.
2. All resistance in ohm, $K = 10^{3}$
3. DC voltages in reference to the chassis ground, measured with 10M-ohm digital voltmeter, power supply set at + 13.2 VDC, and under no signal input.

# WIRING ON PC BOARD (PANEL)

PANEL P.C.B 121941-6200A700 (FRONT SIDE VIEW)

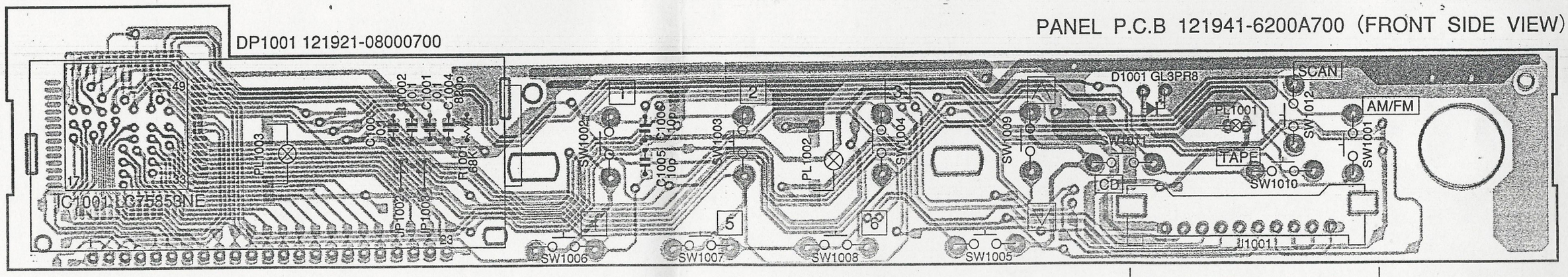


(SIM12604)

TO MAIN P.C.B (P1001)
(P8 H-7)

: BOTTOM SIDE
: TOP SIDE

| I C No. | Coordinates |
|---|---|
| I C 1001 | A -6 |

# EXPLODED VIEW

SM-1126
(86100-YC140) (08600-00913)
〔121001-99600151〕〔122001-06800151〕

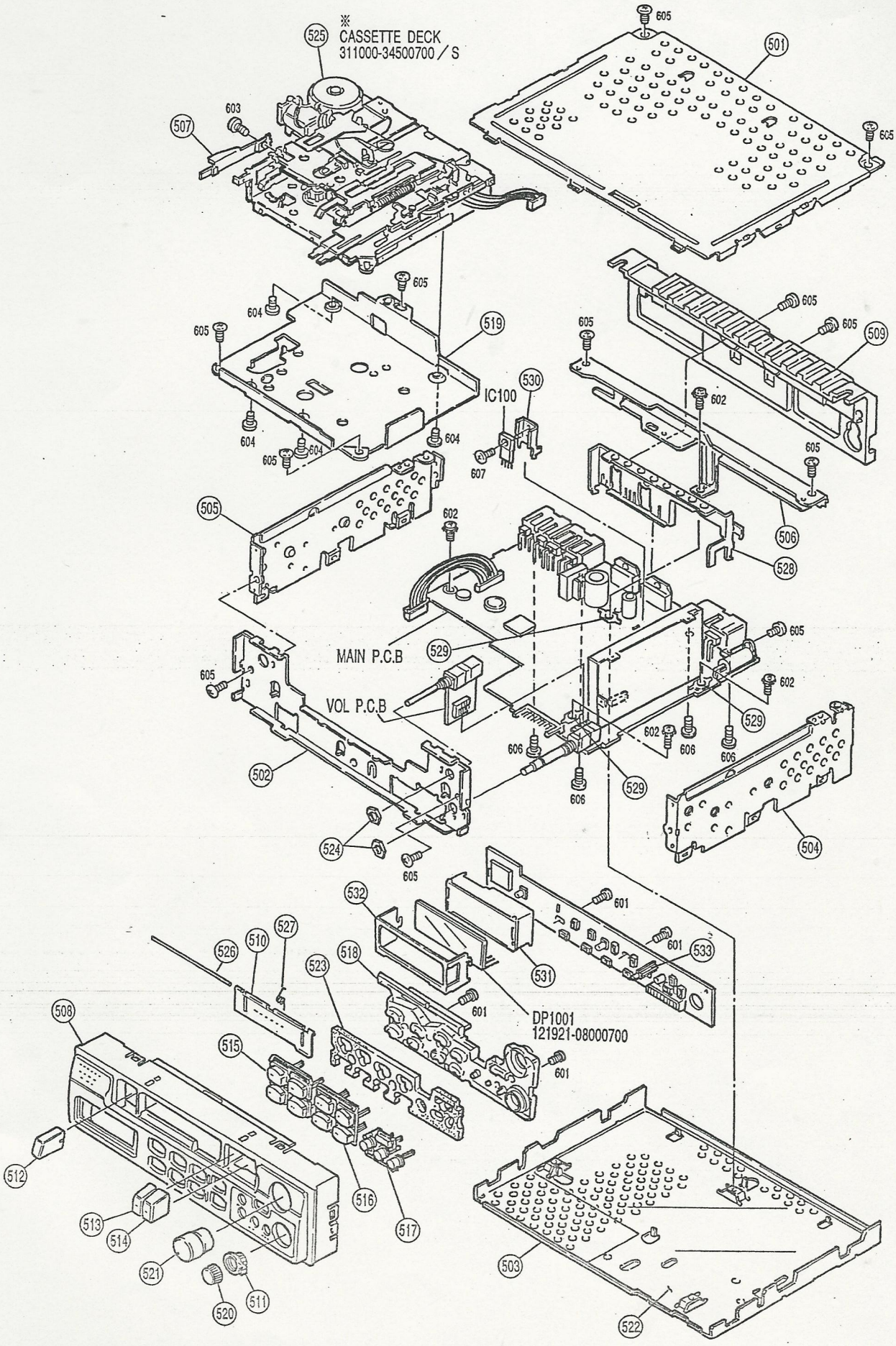


NOTE : For servicing purpose, the whole tape deck ass'y is designated as one and only available tape deck parts. therefore, no individual parts or component is available separately.

# REPAIR PARTS LIST (Chassis, Panels, ... etc.)

## MECHANICAL

| | Illus. No. | Stock No. | parts name | Description | Q'ty |
|---|---|---|---|---|---|
| | 501 | 121861-22500700 | CHASSIS | TOP | 1 |
| | 502 | 121861-2230A700 | CHASSIS | FRONT | 1 |
| | 503 | 121861-2180A700 | CHASSIS | BOTTOM | 1 |
| | 504 | 121861-21900700 | CHASSIS | R-SIDE | 1 |
| | 505 | 121861-22000700 | CHASSIS | L-SIDE | 1 |
| | 506 | 121861-2240A700 | CHASSIS | REAR | 1 |
| | 507 | 121821-01700700 | LEVER | EJECT | 1 |
| ※1 | 508 | 121831-9690A700 | PANEL | Escutcheon | 1 |
| ※2 | 508 | 121832-0760A700 | PANEL | Escutcheon | 1 |
| | 509 | 121834-07800700 | HEATSINK | For PA IC | 1 |
| ※1 | 510 | 121841-08200700 | DOOR | | 1 |
| ※2 | 510 | 121841-10400700 | DOOR | | 1 |
| | 511 | 121843-10800700 | KNOB | FAD | 1 |
| | 512 | 121845-5250A700 | BUTTON | EJECT | 1 |
| | 513 | 121845-52600700 | BUTTON | REW | 1 |
| | 514 | 121845-52700700 | BUTTON | FF | 1 |
| | 515 | 121845-53600700 | BUTTON | 1/4,2/5 | 1 |
| | 516 | 121845-53700700 | BUTTON | 3/6,UP/DOWN | 1 |
| | 517 | 121845-56500700 | BUTTON | CS,CD,TUNE,SCAN | 1 |
| | 518 | 121849-1880A700 | OPTICAL FILTER | | 1 |
| | 519 | 121852-38910700 | HOLDER | For DECK | 1 |
| | 520 | 121119-02300700 | KNOB S. | BASS/TREB | 1 |
| | 521 | 121119-02600700 | KNOB S. | VOL/BAL/PWR | 1 |
| | 522 | 121866-9210A700 | INSULATOR | For MAIN P.C.B. | 1 |
| | 523 | 121871-2510B700 | SPACER | For SWITCH | 1 |
| | 524 | 121883-00100700 | NUT | For VOL,M7 | 2 |
| | 525 | 311000-34500700/S | CASS DECK A. | DK-85-01 | 1 |
| | 526 | 790811-06200700 | SHAFT | For DOOR | 1 |
| | 527 | 790828-47500700 | SPRING | For DOOR | 1 |
| | 528 | 121852-38700700 | HOLDER | For PA IC | 1 |
| | 529 | 121871-1270A700 | SPACER | GND | 3 |
| | 530 | 790834-10900700 | HEATSINK | For IC100 | 1 |
| | 531 | 121852-3880B700 | HOLDER | For LCD | 1 |
| | 532 | 121852-39000700 | HOLDER | For LCD | 1 |
| | 533 | 121871-25700700 | SPACER | For SEC.LED | 1 |
| | 601 | 134882-00100700 | SCREW | M2X6,Tapping | 4 |
| | 602 | 141882-00200700 | SCREW | M3X6 | 4 |
| | 603 | 871101-26030700 | SCREWS | M2.6X3 | 1 |
| | 604 | 871401-03040700 | SCREWS | M3X4 | 4 |
| | 605 | 871401-03060700 | SCREWS | M3X6 | 12 |
| | 606 | 790882-49400700 | SCREW | For P500 | 4 |
| | 607 | 871401-03060700 | SCREWS | For IC100 | 1 |

NOTE : 1. Specifications subject to change without prior notice.
2. ※1 — marked parts are for model 121001-99600151 only.
3. ※2 — marked parts are for model 122001-06800151 only.

# REPAIR PARTS LIST (Capacitors, Transistors, ... etc.)
## ELECTRICAL

SM-1126
(86100-YC140) (08600-00913)
〔121001-99600151〕〔122001-06800151〕

| Symbol. No. | Stock No. | parts name | Description Chip:(C) |
|---|---|---|---|
| C100,406,804 805,807,808 | 944220-02300730 | CERAMIC CAP | 22 p 50 V |
| C101,104,107 329,401,528 706,713,801 809 | 954103-00940730 | CERAMIC CAP | .01 50 V |
| C102,108 | 931470-02260750 | CHEMICAL CAP | 47 10 V |
| C103,409 | 944100-02280730 | CERAMIC CAP | 10 p 50 V |
| C105,303,304 307,308,319 320,322 | 9312R2-02440750 | CHEMICAL CAP | 2.2 50 V |
| C106 | 954104-00930730 | CERAMIC CAP | .1 |
| C109,200,323 400,529,530 700-702,707 709 | 954104-01000730 | CERAMIC CAP | .1 |
| C110 | 944330-02300730 | CERAMIC CAP | 33 p 50 V |
| C111,814-817 | 944221-02600730 | CERAMIC CAP | 220 p 50 V |
| C112,114,208 211,355 | 954223-00940730 | CERAMIC CAP | .022 50 V |
| C113,512,514 | 954473-00940730 | CERAMIC CAP | .047 50 V |
| C115,300 | 931220-02450750 | CHEMICAL CAP | 22 10 V |
| C117,212,213 301,302,311 312,325-328 366,410,708 800,802,803 810-813 | 954105-02330730 | CERAMIC CAP | 1 |
| C118,256,505 | 931101-02450750 | CHEMICAL CAP | 100 10 V |
| C119,204,205 | 9311R0-02440750 | CHEMICAL CAP | 1 50 V |
| C120 | 944150-02300730 | CERAMIC CAP | 15 p 50 V |
| C201,202,402 404 | 954102-00940730 | CERAMIC CAP | 1000p 50 V |
| C203 | 931101-02410750 | CHEMICAL CAP | 100 16 V |
| C206,209,806 | 931470-02450750 | CHEMICAL CAP | 47 10 V |
| C207,210 | 944680-02300730 | CERAMIC CAP | 68 p 50 V |
| C305,306 | 954472-00940730 | CERAMIC CAP | 4700p 50 V |
| C309,310 | 954682-00940730 | CERAMIC CAP | 6800p 50 V |
| C313,314 | 954561-00940730 | CERAMIC CAP | 560 p 50 V |
| C315,316,515 | 9314R7-02420750 | CHEMICAL CAP | 4.7 25 V |
| C317,318 | 954823-00930730 | CERAMIC CAP | .082 |
| C321,350,408 513 | 931100-02410750 | CHEMICAL CAP | 10 16 V |
| C356-361,363 364 | 954224-00360730 | CERAMIC CAP | .22 25 V |
| C362 | 931330-02410750 | CHEMICAL CAP | 33 16 V |
| C365 | 931471-0610A750 | CHEMICAL CAP | 470 16 V |
| C510 | 813100-16520700 | CAPACITOR | .047F 05 V |
| C516 | 931222-0610A700 | CHEMICAL CAP | 2200 16 V |
| C517 | 941221-00950750 | CERAMIC CAP | 220 p |
| C526,527,818 821 | 954104-00480730 | CERAMIC CAP | .1 |
| C819,820,822 823 | 944221-01030730 | CERAMIC CAP | 220 p 50 V |
| C1001-1003 | 954104-01000730 | CERAMIC CAP | .1 |
| C1004 | 944821-02600730 | CERAMIC CAP | 820 p 50 V |
| C1005,1006 | 944100-02280730 | CERAMIC CAP | 10 p 50 V |
| CV400 or ( | 813300-00290700 | VARIABLE CAP | 20 P |
| CV400 | 944220-02300730 | CERAMIC CAP | 22 p 50 V |
| D200,350 | 811100-07190730 | DIODE | DAN202K(K) |
| D400,401,504 800 | 811100-16120730 | DIODE | 1SS355 |
| D500 | 9119R1-00680730 | DIODE | 9.1V(912) |
| D501 | 811100-09230780 | DIODE | 1SR139 |
| D502 | 811100-08560700 | DIODE | P300DL6337 |
| D503,510 | 9116R8-00690730 | DIODE | 6.8V(683) |

| Symbol. No. | Stock No. | parts name | Description Chip:(C) |
|---|---|---|---|
| D600 | 9115R6-00680730 | DIODE | 5.6V(562) |
| D801,802 | 9115R6-01650780 | DIODE | 5.6V |
| D1001 | 811100-02970700 | DIODE | GL3PR8(RED) |
| DP1001 | 121921-08000700 | DISPLAY UNIT | |
| IC100 | 811600-00160700 | IC | AN6540 |
| IC200 | 811600-02420700 | IC | LA3161 |
| IC300 | 811600-41920730 | IC | SN761026 |
| IC350,351 | 811600-40380700 | IC | AN7196NZ |
| IC400 | 121923-52000800 | MICRO COMPUTER | UPD17801 |
| IC401 | 811600-35870730 | IC | AT24C01 |
| IC500 | 811600-07700730 | IC | S81250HG |
| IC800 | 811600-19940730 | IC | UPD6708GS |
| IC801 | 811600-23300731 | IC | XRA560F |
| IC1001 | 811600-38720800 | IC | LC75853NE |
| J1 | 818600-00130700 | JACK | ANT J. |
| J200 | 121140-2010A700 | CORD S. | 5P for DECK |
| J201 | 121140-2150A700 | CORD S. | 8P-10P for DECK |
| J700 | 981005-0337A700 | CONNECTOR | 5P,VOL |
| J1001 | 981010-04060700 | CONNECTOR | 12P,PANEL |
| L100 | 9836R8-00070780 | COIL | 6.8uH |
| L101 | 983R10-00220730 | COIL | 0.1uH |
| L102,400,800 | 9836R8-00220730 | COIL | 6.8uH |
| L105 | 818300-23710700 | COIL | .4mH |
| NL1 | 815600-01270780 | LAMP | |
| P200 | 981005-00420700 | CONNECTOR | 5P,DECK |
| P500 | 818100-21790700 | CONNECTOR | 10P,6P |
| P700 | 981005-0336A700 | CONNECTOR | 5P,VOL |
| P800 | 981012-03500700 | CONNECTOR | 12P,AVC-LAN |
| P1001 | 981010-04050700 | CONNECTOR | 12P |
| PL1001 | 111311-0310A700 | LAMP S. | 14.5V/65mA |
| PL1002,1003 | 121311-0500A790 | LAMP S. | 14.5V/65mA |
| Q100,357,503 505,520 | 811300-04010730 | TRANSISTOR | DTC114EK(24) |
| Q101,108,352 502,507,510 | 811300-04640730 | TRANSISTOR | DTC144EK(26) |
| Q102 | 811300-00860730 | TRANSISTOR | 2SK536(BJ) |
| Q103,105,107 600 | 811300-10020730 | TRANSISTOR | 2SB815(B6,B7) |
| Q104,106,601 | 811300-17700730 | TRANSISTOR | 2SD601(YQ-YS) |
| Q200 | 811300-09080730 | TRANSISTOR | 2SB1203 |
| Q201 | 811300-12790730 | TRANSISTOR | 2SC2532(AN) |
| Q355,501,508 700 | 811300-02940730 | TRANSISTOR | DTA114EK(14) |
| Q500 | 811300-18290700 | TRANSISTOR | 2SD973 |
| Q504,802 | 811300-26950730 | TRANSISTOR | 2SB1073 |
| Q506 | 811300-07370730 | TRANSISTOR | 2SA1037K-QRS |
| Q701 | 811300-04150730 | TRANSISTOR | DTC114YK(64) |
| Q702 | 811300-07890730 | TRANSISTOR | 2SA1520(NL) |
| Q703 | 811300-16460730 | TRANSISTOR | 2SD1383K(WA) |
| Q800 | 811300-03730730 | TRANSISTOR | DTB114EK(F14) |
| R100,409,503 | 922101-00090730 | RESISTOR | 100 1/10W |
| R101 | 922151-00090730 | RESISTOR | 150 1/10W |
| R102 | 922152-00090730 | RESISTOR | 1.5K 1/10W |
| R103,117,350 421,422,432 519,703 | 922222-00090730 | RESISTOR | 2.2K 1/10W |
| R104 | 922561-00090730 | RESISTOR | 560 1/10W |

| Symbol. No. | Stock No. | parts name | Description Chip:(C) | |
|---|---|---|---|---|
| R106,109,112 121,122,131 203,405,406 520 | 922102-00090730 | RESISTOR | 1 K | 1/10W |
| R110 | 922474-00090730 | RESISTOR | 470K | 1/10W |
| R111,413-416 418,419 425-431,433 434,508,510 521,815-818 | 922473-00090730 | RESISTOR | 47 K | 1/10W |
| R113,123-125 211,313-318 401,407,410 411,502,601 602,700-702 706,708,709 | 922103-00090730 | RESISTOR | 10 K | 1/10W |
| R115,352 | 922104-00090730 | RESISTOR | 100K | 1/10W |
| R116 | 922822-00090730 | RESISTOR | 8.2K | 1/10W |
| R119,202,204 205,208,610 | 922223-00090730 | RESISTOR | 22 K | 1/10W |
| R120,210,214 309-312 | 922682-00090730 | RESISTOR | 6.8K | 1/10W |
| R200,707 | 922472-00090730 | RESISTOR | 4.7K | 1/10W |
| R201 | 921152-00290780 | RESISTOR | 1.5K | 1/4W |
| R206 | 812100-18460700 | RESISTOR | 2 | |
| R207,212 | 922121-00090730 | RESISTOR | 120 | 1/10W |
| R209,213 | 922124-00090730 | RESISTOR | 120K | 1/10W |
| R263 | 922470-00090730 | RESISTOR | 47 | 1/10W |
| R301,302 | 922153-00090730 | RESISTOR | 15 K | 1/10W |
| R305,306 | 922272-00090730 | RESISTOR | 2.7K | 1/10W |
| R307,308 | 922271-00090730 | RESISTOR | 270 | 1/10W |
| R351 | 922332-00090730 | RESISTOR | 3.3K | 1/10W |
| R353-360 | 9222R2-00090730 | RESISTOR | 2.2 | 1/10W |
| R361 | 922821-00090730 | RESISTOR | 820 | 1/10W |
| R500 | 922122-00090730 | RESISTOR | 1.2K | 1/10W |
| R504,522,813 822 | 922222-00010730 | RESISTOR | 2.2K | 1/5W |
| R505,506,608 609 | 922392-00090730 | RESISTOR | 3.9K | 1/10W |
| R507 | 921221-00460780 | RESISTOR | 220 | 1 W |
| R509,814 | 812100-20330700 | RESISTOR | | |
| R704 | 922471-00090730 | RESISTOR | 470 | 1/10W |
| R801-803,806 | 922103-00090730 | RESISTOR | 10 K | 1/10W |
| R804,805,809 812 | 922223-00070730 | RESISTOR | 22 K | 1/10W |
| R807,808,810 811 | 922473-00070730 | RESISTOR | 47 K | 1/10W |
| R819,820 | 921101-00460780 | RESISTOR | 100 | 1 W |
| R821 | 921680-00290780 | RESISTOR | 68 | 1/4W |
| R1001 | 922683-00090730 | RESISTOR | 68 K | 1/10W |
| RV100 | 812300-25130730 | VAR RESISTOR | 20 K | |
| RV101 | 812300-25150730 | VAR RESISTOR | 100K | |
| RV700 | 812300-27640700 | VAR RESISTOR | BASS/TRE | |
| RV701,SW701 | 812300-27650700 | VAR RESISTOR | VOL,PWR | |
| SW1001-1012 | 815100-01130700 | SWITCH | CH1-6 etc. | |
| TN100 | 121312-30900700/S | TUNER S. | AM/FM | |
| X400 | 818200-05600700 | OSCILLATOR | 4.5MHz | |
| X800 | 818200-04840750 | OSCILLATOR | 12.6MHz | |

NOTE : 1.Specifications subject to change without prior notice.