KIT SET TYPE No. 12-42B

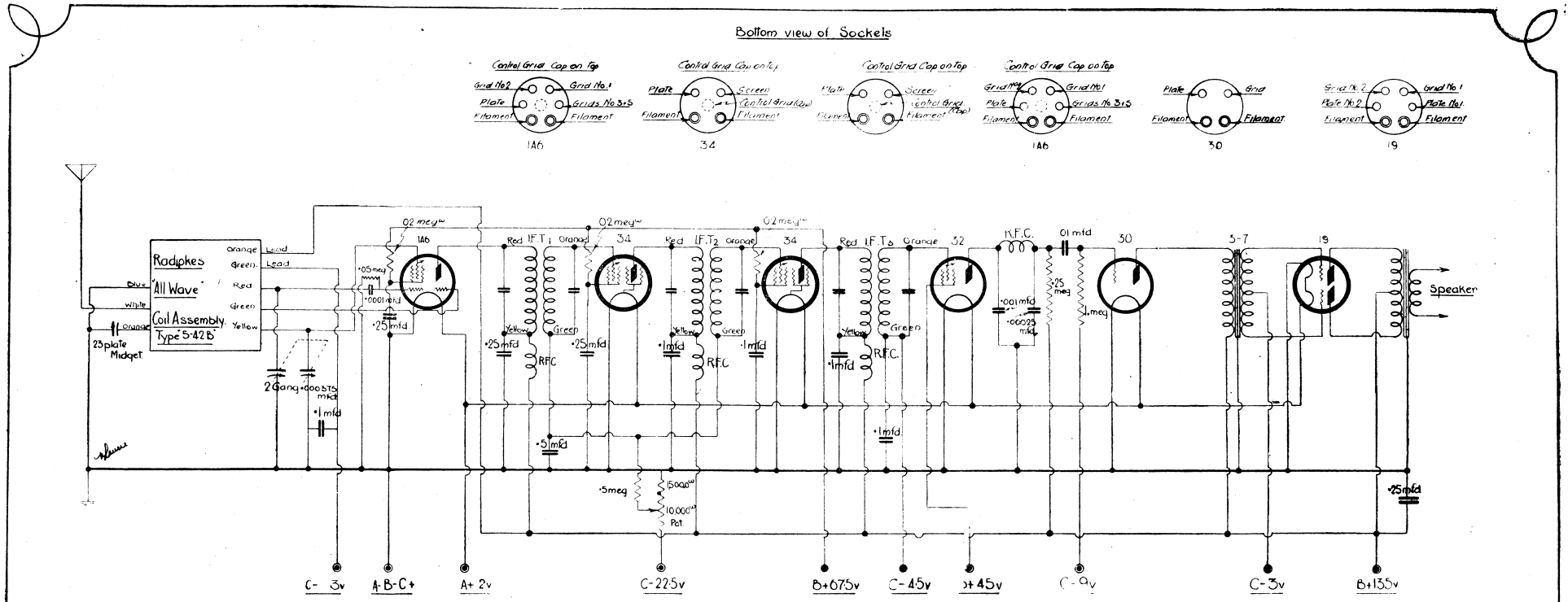

Battery and Speaker plug connections

Looking at pins

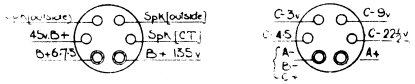

Drawn by	
Checked by	
Checked by	
Approved by	

Metropolitan Electric Co Ltd.

Drawing No: 48

Date 18-1-34

RADIOKES INTERNATIONAL BATTERY SUPER

KIT SET TYPE No. 12-42B

PRICE COMPLETE WITHOUT VALVES, BATTERIES OR SPEAKER, £14/5/- LIST

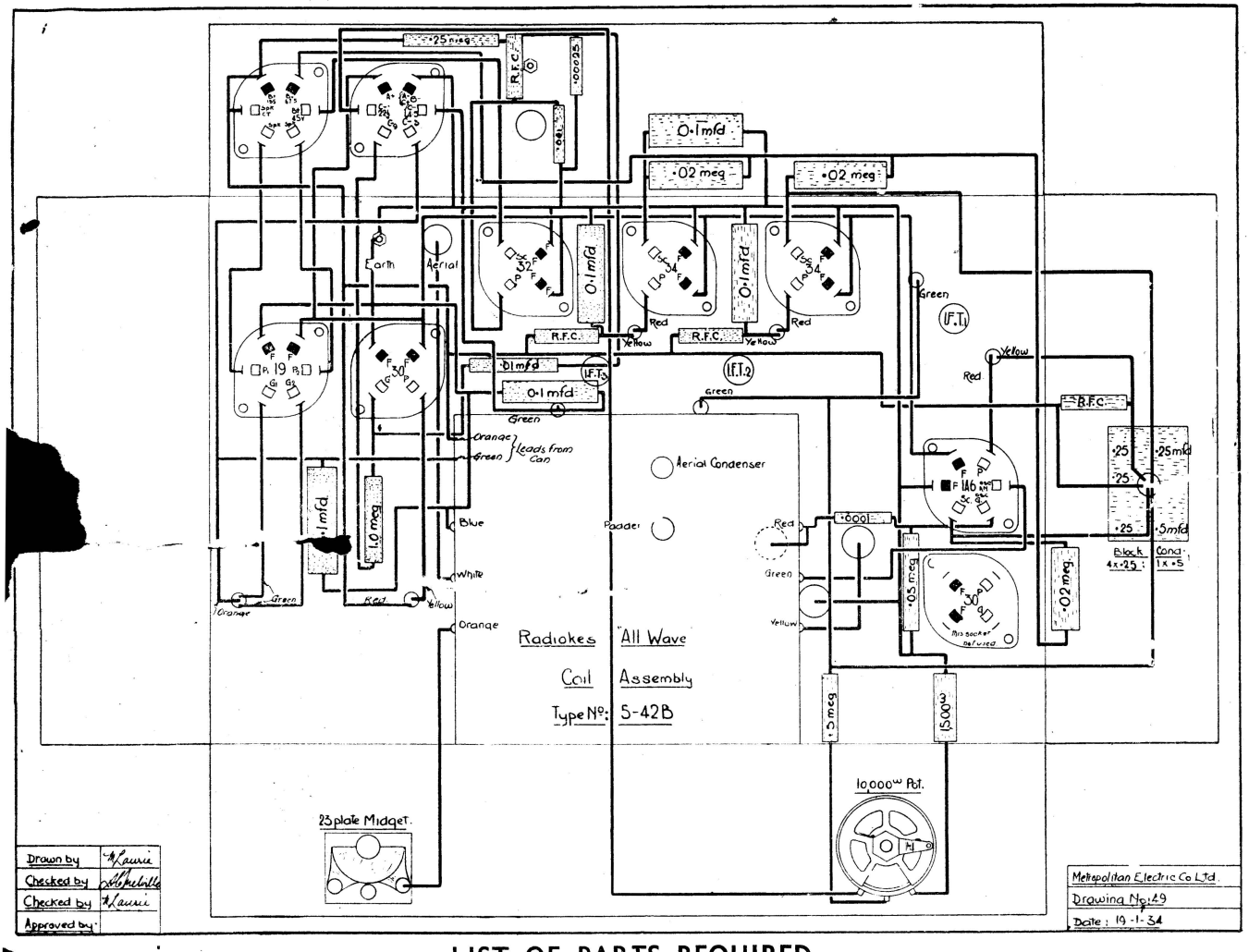

LIST OF PARTS REQUIRED

1 12-42B Chassis.
1 5-42B All-Wave Box Assembly.
3 460 K.C. Air Dielectric I.F. Transformers.
1 Anti-clockwise Drum Dial.
1 10,000 ohm. Volume Control.
1 23-plate Midget Condenser.
1 3-7 "B" class Audio Transformer.
3 20,000 ohm. Maxomes.
1 1,500 ohm. Pigtail Resistor.
4 3-20 Honeycomb R.F. Chokes.
3 Aluminium Valve Shields, with loose space, type 6.
1 2-gang Stromberg Carlson Condenser, std. spindle.
5 Chanex .1 pigtail Condensers.
1 Hell. by Block Condenser (4 x .25 and 1 x .5).
1 .5 meg. I.R.C. Resistor.
1 1 " " "
1 .25 " " "
1 .05 " " "
1 .0001 T.C.C. Mica Condenser.
1 .00025 " " "
1 .001 " " "
1 .01 " " "

1 Valve Shield, type No. 4.
4 4-pin Tasma Sockets.
4 6 " " "
2 6-pin Plugs.
2 yards 6-way Battery Cable.
2 yards 18-gauge Tinned Copper Wire.
3 yards black Essex Wire.
3 Bakelite Knobs.
1 Bakelite Knob, with pointer.
2 Nickel-plated Terminals, small.
30 $\frac{3}{8}$in. x $\frac{1}{8}$in. round head Brass Screws.
36 $\frac{1}{8}$in. Hex. Nuts.
16 $\frac{3}{8}$in x $\frac{1}{8}$in. C.S. Brass Screws.
4 Grid Clips.

VALVES REQUIRED:—
1/30, 1/1A6, 1/32, 2/34, 1/19.

BATTERIES REQUIRED:—
3 45-volt "B," 1 2-v. accumular, 1 22½-volt "C" with tappings at 3-v. 4½v., and 6-v.

SPEAKER REQUIRED:—
1 Amplion type "C" or "L" for 19 valve output.