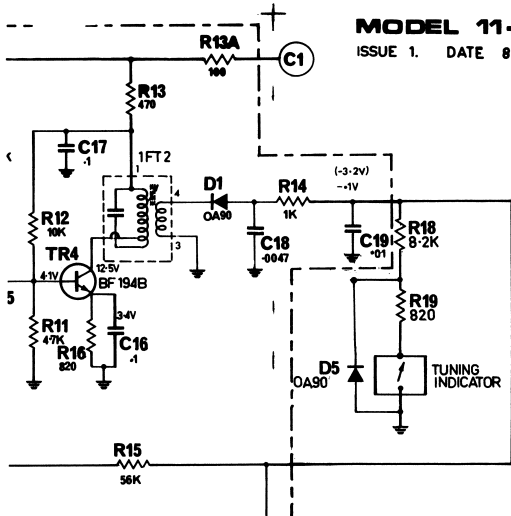


MODEL 11-155

ISSUE 1. DATE 8-10-71



SPEAKERS

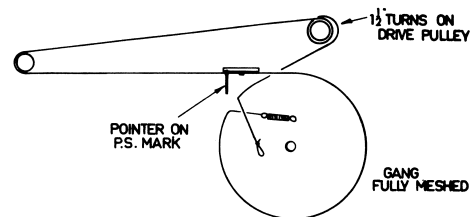
- A 10JX 3-5Ω MAGNAVOX
- B 55C 8Ω MAGNAVOX

VOLTMETER READING

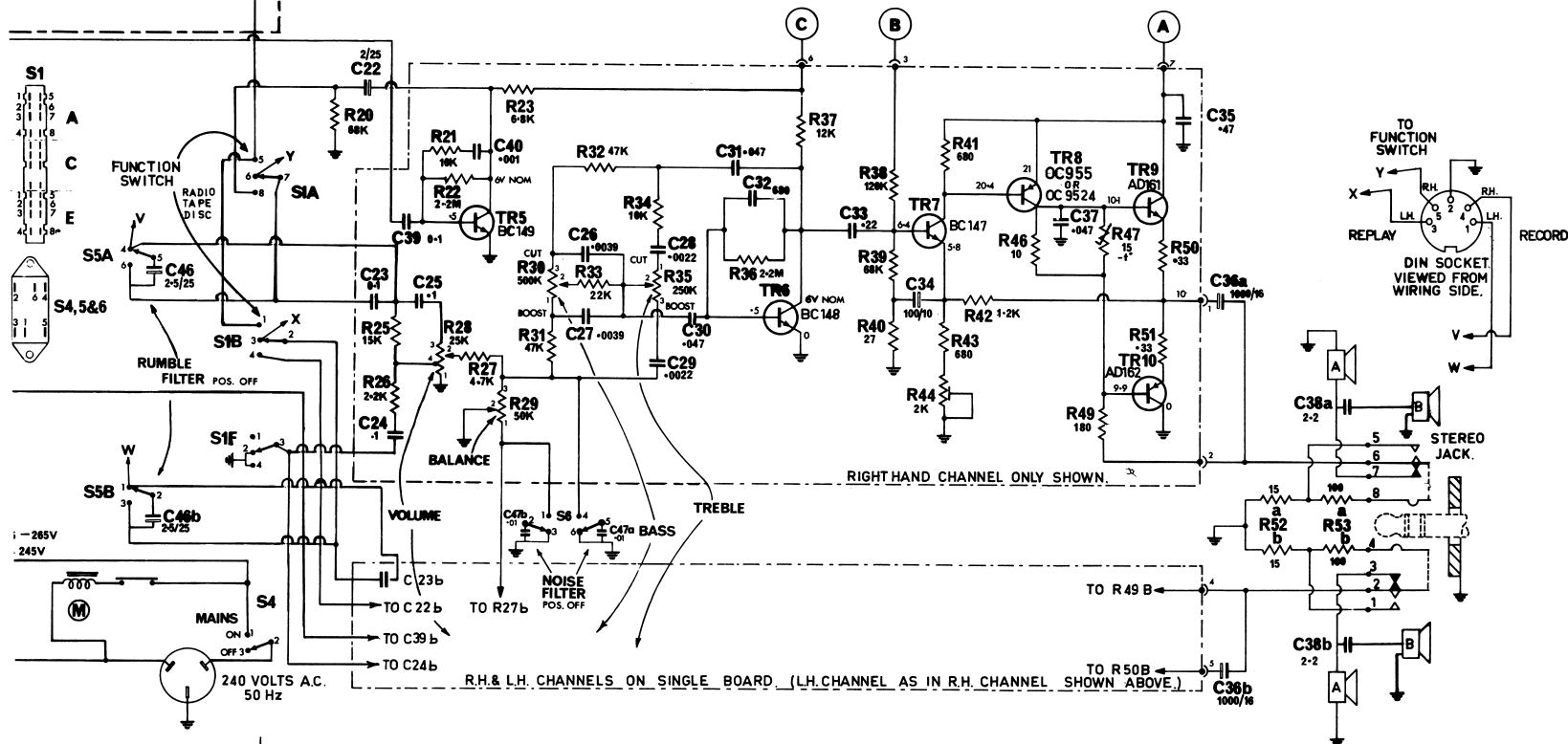
ALL VOLTAGES SHOWN ARE RELATIVE TO EARTH NO SIGNAL CONDITIONS USING A 40,000Ω/VOLT METER VOLTAGES BRACKETED (RF BOARD) UNDER AVERAGE SIGNAL CONDITIONS.

FUSE - LAMPS

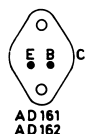
A WIRED FUSE IN SERIES WITH LAMP SUPPLY IS LOCATED IN POWER SUPPLY ON TAG STRIP ADJACENT TO POWER TRANSFORMER (0-012 TINNED COPPER)



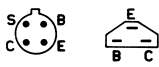
DIAL CORD ARRANGEMENT (LENGTH 46")



BASE CONNECTIONS



AD161
AD162



BF184 OR
BF195



OC 9524
OC 955



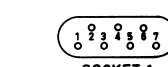
STEREO PHONE
JACK



BC107
BC108 OR
BC109

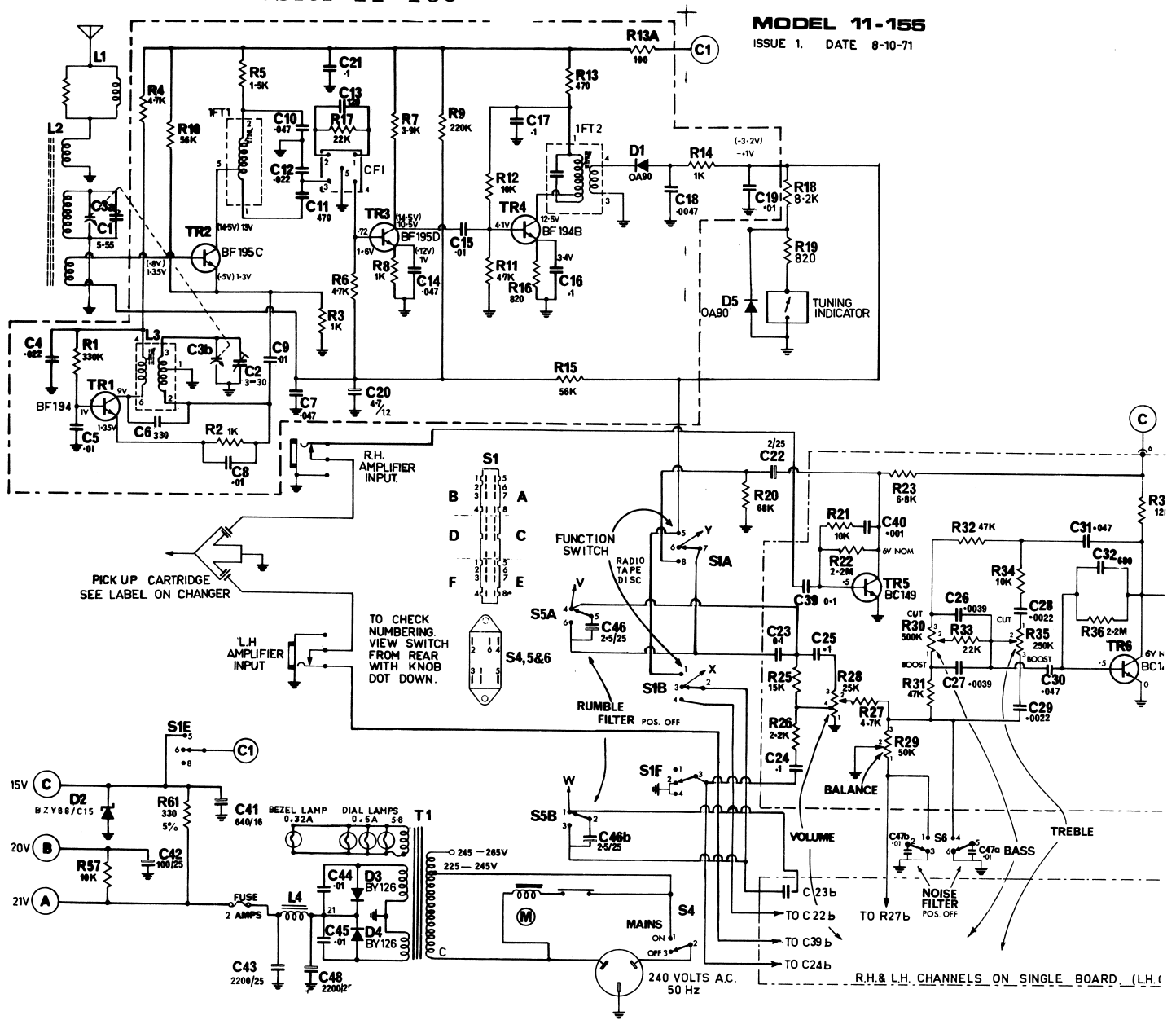


BC147
BC148
BC149



SOCKET 1
CONNECTIONS MARKED →

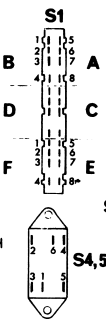
FOR TECHNICAL GUIDANCE ONLY AND MAY DIFFER IN SOME DETAILS WITH THE APPARATUS TO WHICH IT IS ATTACHED R TO THE CURRENT TECHNICAL SERVICE DOCUMENTATION OR CONTACT YOUR NEAREST KRIESLER SERVICE DEPARTMENT.



PICK UP CARTRIDGE
SEE LABEL ON CHANGER

L.H. AMPLIFIER
INPUT

TO CHECK
NUMBERING.
VIEW SWITCH
FROM REAR
WITH KNOB
DOT DOWN.



RUMBLE
FILTER POS. OFF

S5B

S1F

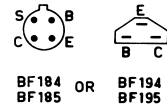
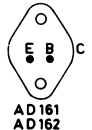
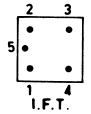
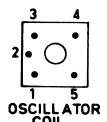
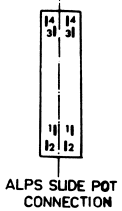
BALANCE

VOLUME

TREBLE

NOISE FILTER
POS. OFF

R.H. & L.H. CHANNELS ON SINGLE BOARD (L.H.)



BASE CONNECTIONS.

THIS CIRCUIT DIAGRAM IS PROVIDED FOR TECHNICAL GUIDANCE ONLY AND MAY DIFFER IN SOME DETAILS WITH THE APPARATUS TO WHICH IT FOR ADDITIONAL INFORMATION REFER TO THE CURRENT TECHNICAL SERVICE DOCUMENTATION OR CONTACT YOUR NEAREST KRIESLER SERVICE