KRIESLER
AUSTRALASIA PTY. LIMITED

BOX 107 P.O. CARINGBAH N.S.W. 524-0444

TECHNICAL ADVISORY SERVICE
SERVICE SHEET NO. 124

PLEASE CIRCULATE TO YOUR SERVICE DEPARTMENT

STEREOGRAM MODELS 11-124, 11-125, 11-126 and 11-127



MODEL 11-124



MODEL 11-125

DESCRIPTION

All four of these models contain the same basic chassis identified commercially as the "World Series". The main preamplifier and amplifier circuit is located on a single printed wiring board (approx. 8" x 4") with the power transistors mounted on a metal bracket which also provides heat-sinking. The radio tuner is located on a small separate printed wiring board mounted on the main chassis. Models 11-125 and 11-126 contain a separate small printed wiring board containing a 2-transistor preamplifier for the magnetic pick-up cartridge used. The ceramic pick-up cartridge preamplifier (TR5), together with its associated components, is not inserted on the main board on these two models. For individual model details, see below.



MODEL 11-126

MODEL 11-127