TOSHIBA

STEREO SOUND SYSTEM

SL-3147

SPECIFICATIONS

General

Power supply:	AC 120V ∿, 60 Hz (U.S.A., Canada) AC 240V ∿, 50 Hz (Australia)
Power consumption:	40W
Dimensions:	380(W) x 325(H) x 352(D) mm
Weight:	7.2 kg (main unit only)

Amplifier

Rated continuous power:	10W + 10W, 10% THD at 4 ohms (1 kHz both channels driven)
Headphones:	Recommended impedance of head-phones is more than 8 ohms
Speaker impedance:	4 – 16 ohms

Tuner

Frequency range:	FM: 87.5 – 108 MHz (50 kHz STEP) AM: 531 – 1602 kHz (10 kHz STEP)
Aerial:	FM: External (75 ohms) AM: ferrite-core antenna
Usable sensitivity:	FM: Mono 5μV (30 dB S/N ratio, 22.5 kHz dev.) AM: 500μV/m

Cassette Deck

Track system:	4 track, 2 channel (stereo)
Tape speed:	4.76 cm/sec.
Recording system:	AC bias (80 kHz)
Erasing system:	Multipolar magnet erasing
Heads:	Rec/Pb: Permalloy Erase: Multipolar magnet
Frequency response:	50 Hz – 10 kHz (normal tape)
Wow and flutter:	0.15% (WRMS)

Turntable

Drive system:	Belt drive
Motor:	DC motor, electronic governor
Turntable platter:	28 cm
Wow and flutter:	0.1% (WRMS)
Cartridge:	Ceramic type
Stylus:	N-73C

Speaker System

Speaker:	12 cm full-range
Frequency response:	100 – 13,000 Hz
Impedance:	4 ohms
Input power:	Rated: 10 watts Maximum: 20 watts
Sound pressure level:	89 dB
Dimensions:	200(W) x 356(H) x 167(D) mm
Weight:	2.5 kg (each)

Specifications are subject to change without notice.

TA, TC, AY

PRINTED IN JAPAN 22905783 Oct., 1987 Ⓢ

OPERATING CONTROLS

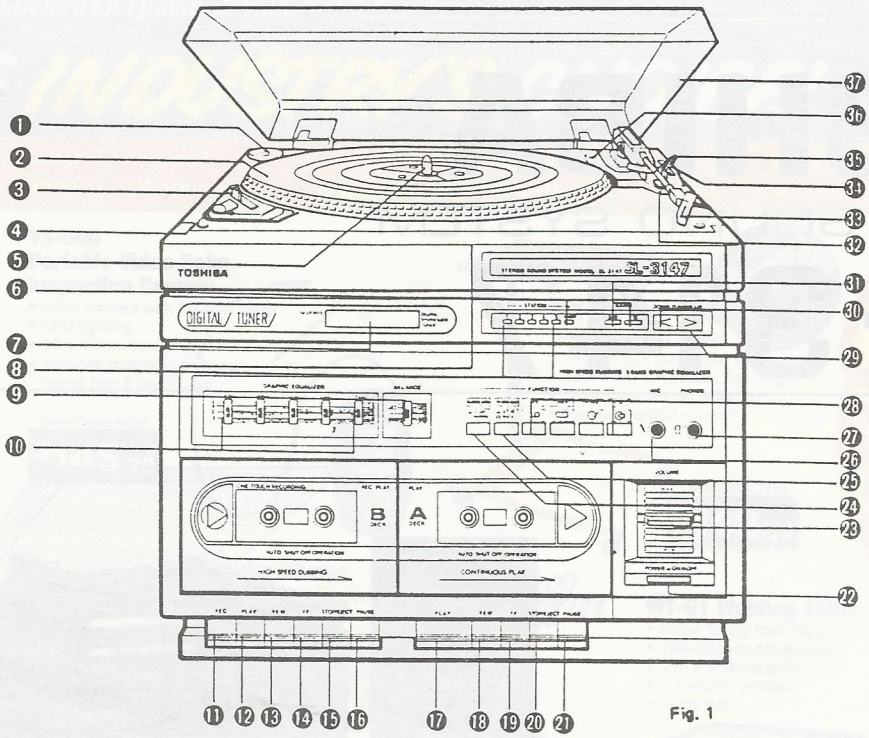

Fig. 1

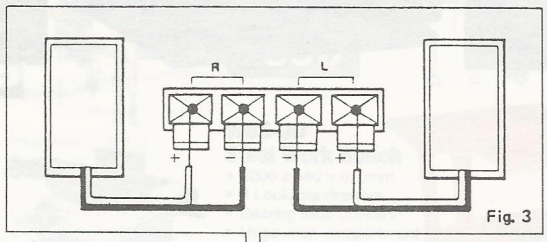

Fig. 3

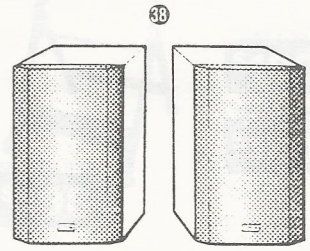

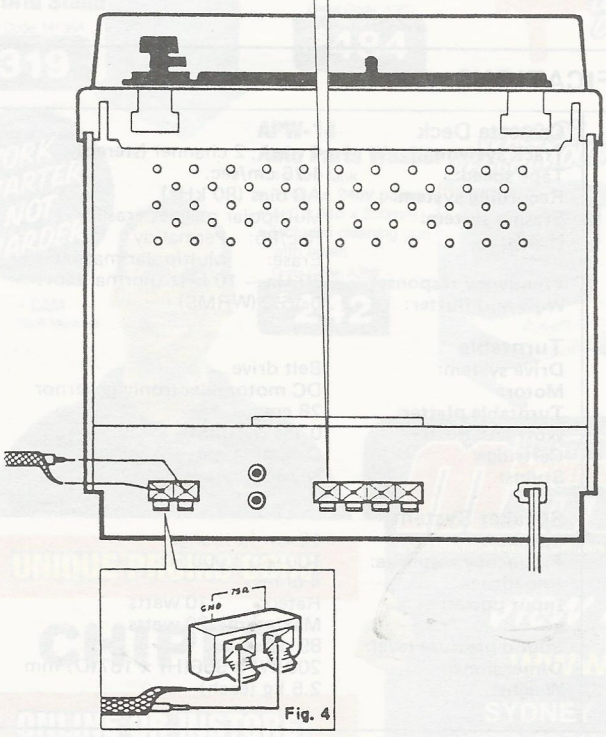

Fig. 4

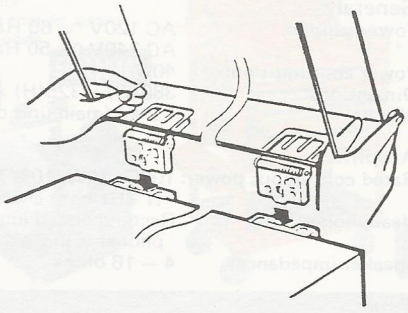

Fig. 2

See Fig. 1

❶ **45rpm Adapter Holder**

❷ **Turntable Platter**

❸ **SPEED Selector**

❹ ㊱ **Transport Screw**

❺ **Spindle**

❻ **MEMORY Button**
Press this button to store frequencies into the memory.

❼ **Display**

❽ **STATION Button (1 to 5)**
Press this button to store frequencies into the memory or read them from the memory.

❾ **BALANCE Control**
Use this control to adjust the relative volume levels of the left and right speaker systems.

❿ **GRAPHIC EQUALIZER Level Controls**
Use these controls to raise or lower frequency response in five frequency bands covering the range between 63 Hz and 12 kHz.

⓫ **REC Button**
Press this button to begin recording.

⓬ ⓱ **PLAY Button**
Press this button to playback a cassette.

⓭ ⓲ **REW Button**
Press this button to wind the tape rapidly backward.

⓮ ⓳ **FF Button**
Press this button to wind the tape rapidly forward.

⓯ ⓴ **STOP/EJECT Button**
Press this button to stop tape transport during any of the tape transport modes. Press this button again to open the cassette door after tape transport has been stopped.

⓰ ㉑ **PAUSE Button**
Press this button to temporarily stop tape transport during the play and record modes. Press again to continue playback or recording.

㉒ **POWER Switch**
Press this switch once to turn power on (▬) and once more to turn the power off again (▭).
Note: In the POWER OFF position, the unit remains connected to the main power supply. Therefore, disconnect the power cord when the unit is not going to be used for a long time.

㉓ **VOLUME Control**
This controls the volume level of the left and right channels.
Note: Set the VOLUME knob to the MIN position before switching power on.

㉔ **DUBBING SPEED Button**
HIGH: High speed dubbing
NORMAL: Normal speed dubbing

㉕ **FM MODE/BEAT Button**

㉖ **MIC Jack**
This jack accommodates a microphone with a 6.3mm plug for recording with a microphone or using the unit as a public address system.

㉗ **PHONE Jack**
Plug headphones into this jack for private listening.

㉘ **FUNCTION Button**
Use this button to select the audio source to be used.
PHONO: When using the turntable
TUNER: When using the tuner
TAPE: When using the cassette deck
CD: When using the compact disc player

㉙ **TUNING UP Button**
Press this button to raise frequency.

㉚ **TUNING DOWN Button.**
Press this button to lower frequency.

㉛ **BAND Button**
FM: For FM broadcasts
AM: For AM broadcasts

㉜ **Arm Rest**

㉝ **Headshell**

㉞ **Cueing Lever**

㉟ **Tonearm**

㊲ **Dust Cover**

㊳ **Speaker System**

CAUTION
Preset STATION frequencies remain in the unit's memory for approximately 3 days if power is cut off. The memory's power supply is recharged automatically when the unit is in use. If the unit is turned off for more than 3 days, however, the frequencies stored in the memory may shift or be erased. If this happens, it will be necessary to preset the STATION frequencies once again.

DISASSEMBLY INSTRUCTIONS

DUST COVER REMOVAL

1. Lift up both left and right hinged parts and the dust cover will be removed.

PLAYER ASSEMBLY REMOVAL

1. Remove four screws Ⓐ , Ⓑ and disconnected player connector Ⓒ and the player assembly will be removed.



Bottom of Player





BACK BOARD REMOVAL

1. Remove two screws Ⓓ fixing back board, and the back board will be removed.

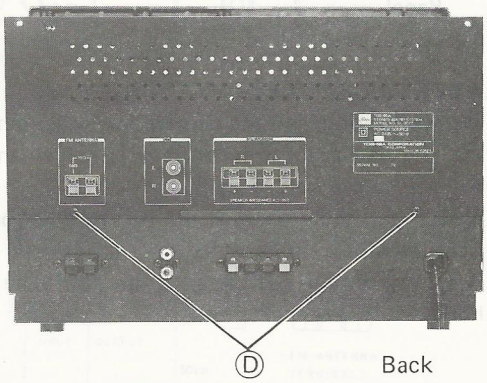

FRONT PANEL ASSEMBLY REMOVAL (with mechanism assembly and P.C. Board)

1. Remove player assembly.
2. Remove three screws Ⓔ , and Ⓕ fixing both sides, and front panel claws Ⓖ are hooked on cutouts of bottom plate. Push claws Ⓖ to unhook them. Then removed the front panel assembly.

   Note: When inspecting P.C. Board, put front panel assembly Ⓗ on side cover.

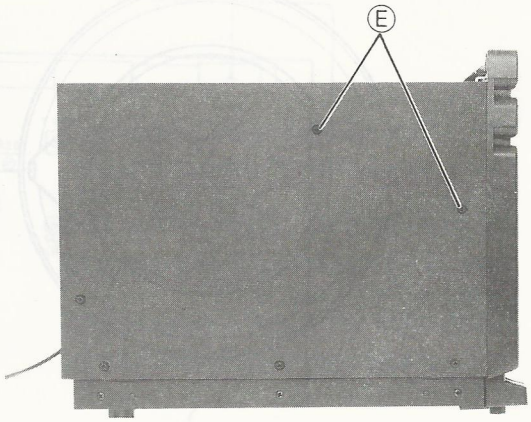



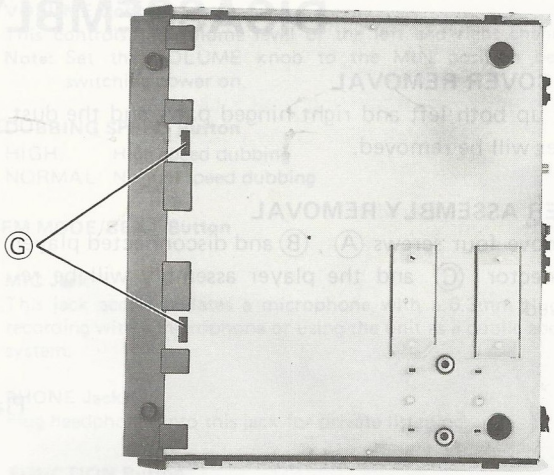



Side

Panel



Side

PLAYER RUBBER BELT HOOKING

1. Remove E ring, and the turntable will be removed.
2. Put the belt around the turn table pulley and stretch the belt to put belt in the belt hook Ⓘ.
   Mount turntable so that the belt hook is positioned near the motor pulley.
3. After mounting turntable, rotate turntable by your hand.

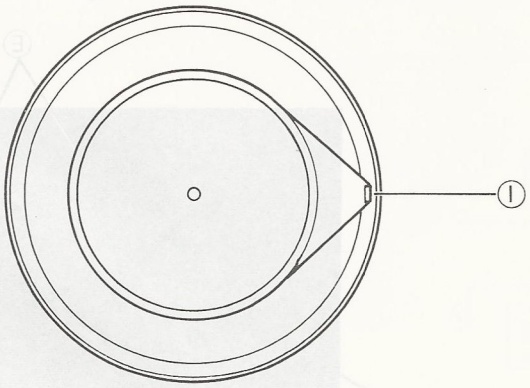

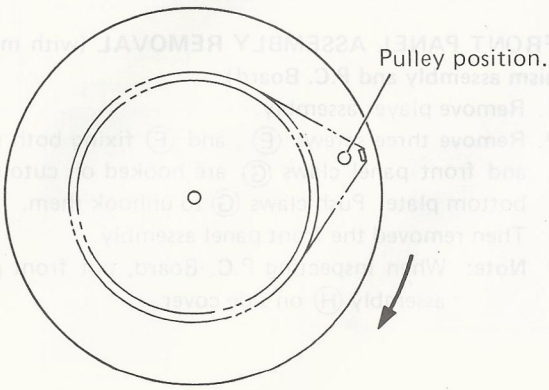

MECHANISM ASSEMBLY (B) BELT REMOVAL

1. Remove one screw (J) with play kick lever, and the belt will be removed.

Note: When mounting play kick lever, locate top of play kick lever under pause lever.

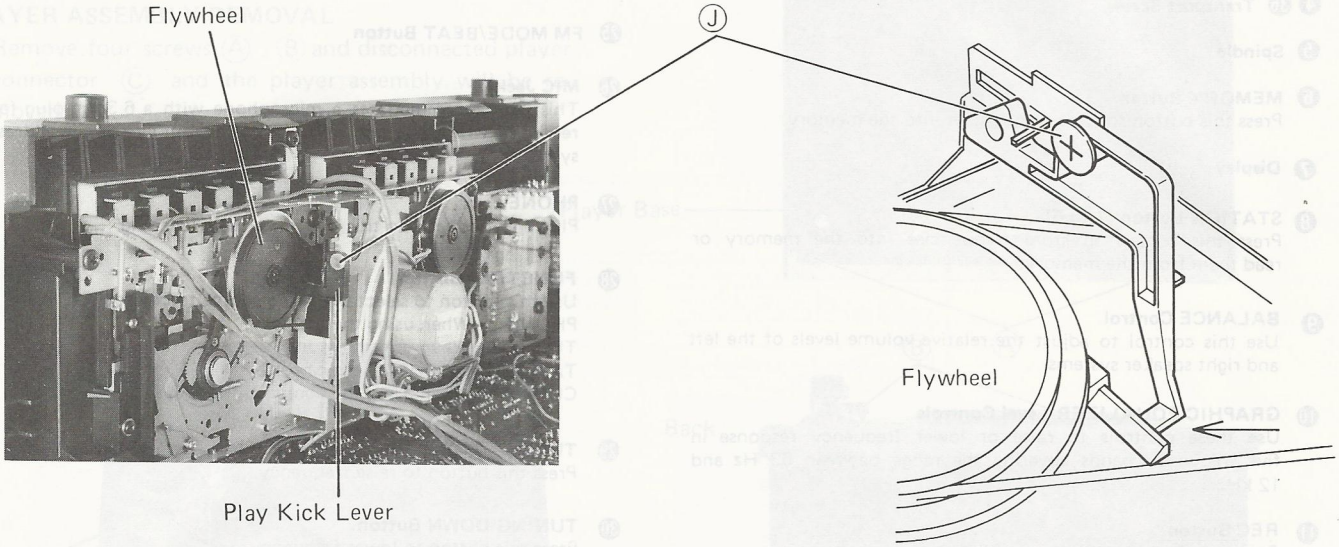

ADJUSTMENTS

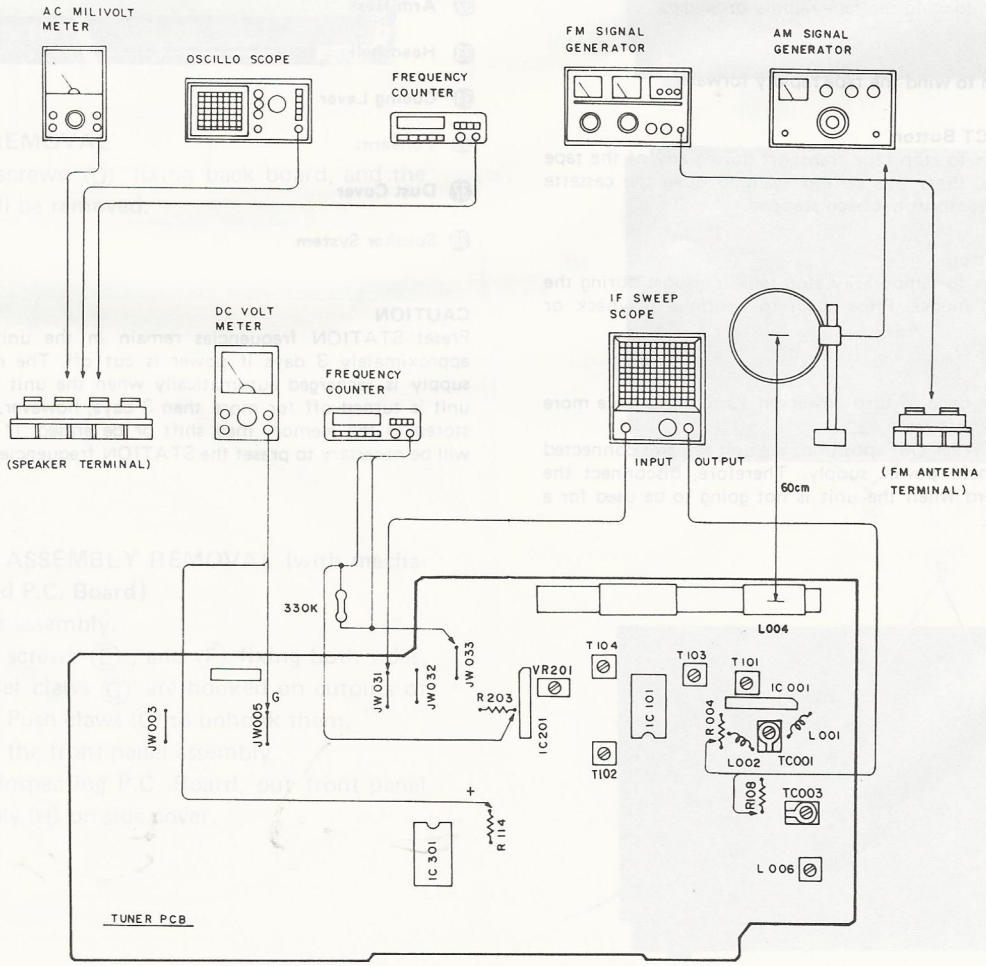

Adjustment

Step	Item	Input Circuit Setup	Output Circuit Setup	Tuner setting	Adj. Point	Adjustment
Unless otherwise specified set switches as follows: FM Function: FM Adjust generator frequency to a center of the FM band where no FM broadcast exists.						
1	IF Adjustment	Connect FM IF sweep output to R004. (Weak Signal)	Connect JW031 test point to IF sweep input terminal.	fmin band end	T101 T104	Adjust for straight and symmetrical S-curve with max. amplitude.
2	Tracking (1)	90 MHz, 1 kHz ±22.5 kHz dev.		90.0 MHz MONO	L001	Adjust for max. output and best waveform.
3	Tracking (2)	106 MHz, 1 kHz ±22.5 kHz dev.		106 MHz MONO	TC001	Same as above.
AM Function: AM						
1	Varicap Voltage Adjustment	Connect DC Voltage-meter to GND and R114		fmin band end	L006	Adjust voltage to 0.8V
2	IF Adjustment	Connect AM IF sweep output to R108. (Weak Signal)	Connect JW031 test point to IF sweep input terminal.	fmin band end	T102 T103	Adjust for max. amplitude with symmetrical response at 450 kHz.
3	Tracking (1)	603 kHz, 400 Hz, 30% mod.		603 kHz	L004	Adjust for max. output and best waveform.
4	Tracking (2)	1404 kHz, 400 Hz, 30% mod.		1404 kHz	TC003	Same as above.

MULTI-PLEX CIRCUIT ADJUSTMENT (FM STEREO)

Band	Step	Item	Test Input Condition	Test Output Condition	Frequency Setting	Adjustment Point	Adjustment Reference
FM	1	MPX VCO Adjustment	Connect SG to FM ANT terminal. * Apply 60 dB/μV with no modulation. Set FM mode switch S4-2 to stereo.	Connect frequency counter across 330K ohm resistor connected test points FM-VCO and GND.		VR201	Adjust for 38 kHz ±0.1 kHz.

DECK ADJUSTMENT

Band	Step	Item	Test Input Condition	Test Output Condition	Setting	Adjustment Point	Adjustment Reference
DECK	1	Normal Speed	Play back test tape ATT-111.	Connect frequency counter to speaker output.	MECHA	VR801	3000 ±45 Hz (A & B mechas are same speed.)
	2	Bias Frequency Adjustment	Set deck B to Rec mode with blank tape loaded.	Connect frequency counter to speaker output.	FUNCTION TAPE BEAT SW I	L701	80 kHz ±0.5 kHz

PLAYER ADJUSTMENT

After making adjustment for 33rpm, make adjustment for 45rpm.

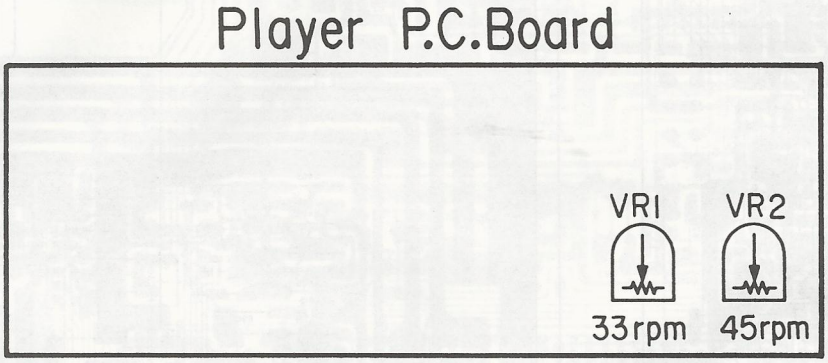

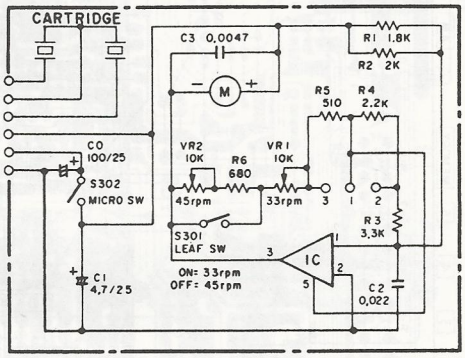

ELECTRICAL PARTS LOCATIONS

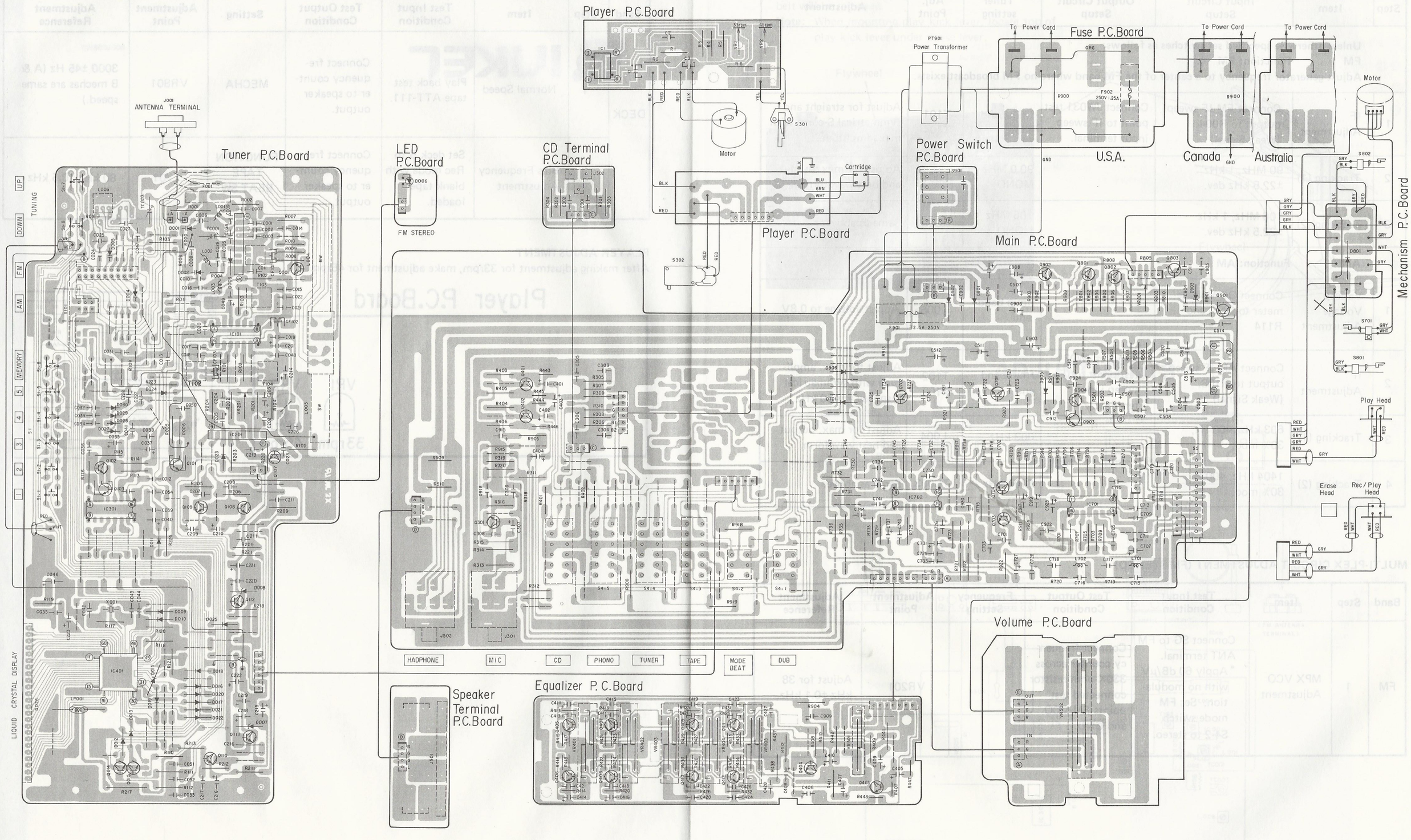

SCHEMATIC DIAGRAM

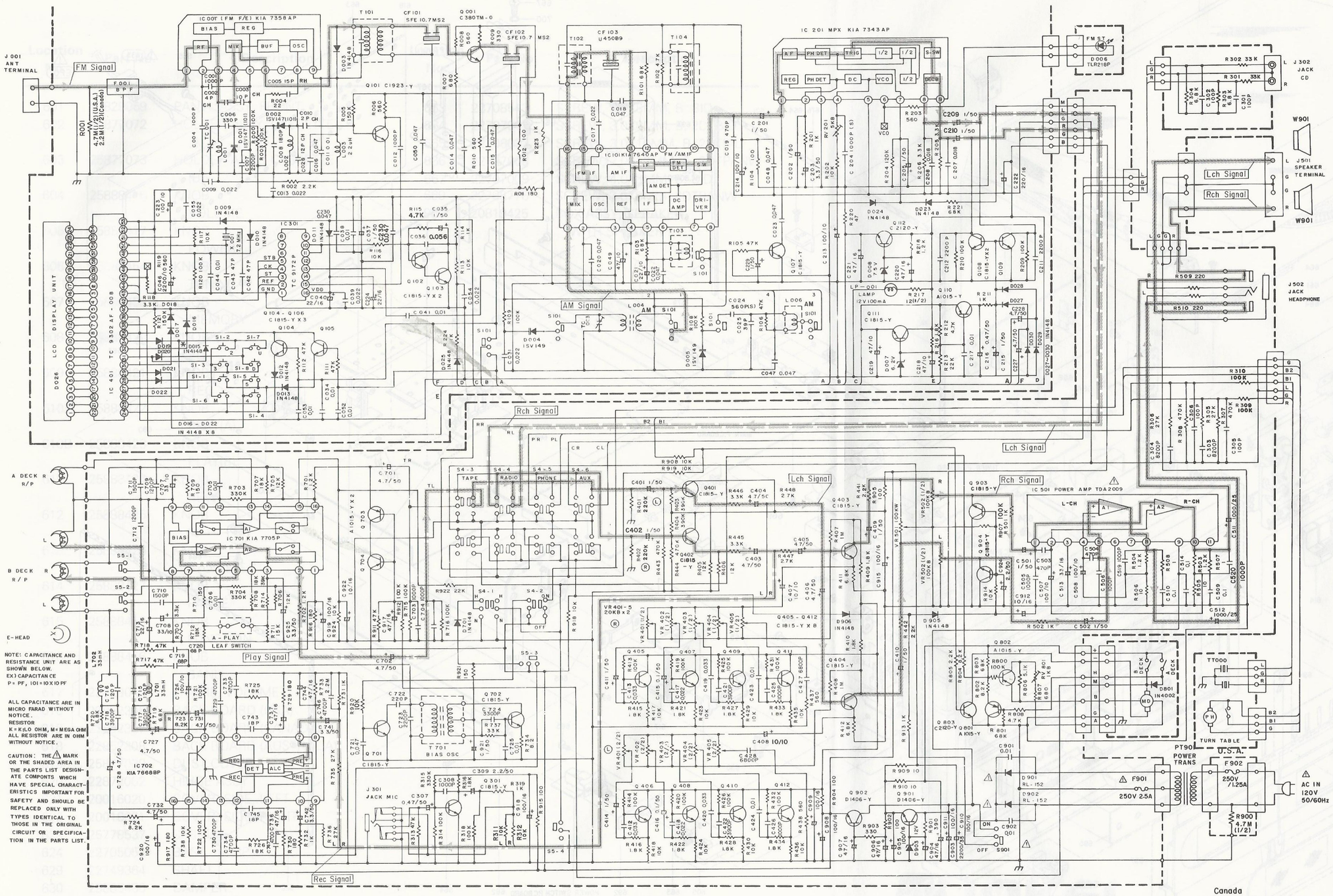

NOTE: CAPACITANCE AND RESISTANCE UNIT ARE AS SHOWN BELOW.
EX) CAPACITANCE
P= PF, 101=10X10 PF

RESISTOR
K=KILO OHM, M=MEGA OHM
ALL RESISTOR ARE IN OHM WITHOUT NOTICE.

CAUTION: THE ⚠ MARK OR THE SHADED AREA IN THE PARTS LIST DESIGNATE COMPONTS WHICH HAVE SPECIAL CHARACTERISTICS IMPORTANT FOR SAFETY AND SHOULD BE REPLACED ONLY WITH TYPES IDENTICAL TO THOSE IN THE ORIGINAL CIRCUIT OR SPECIFICATION IN THE PARTS LIST.

✱ D015 U.S.A. Canada Only

Q001

	AM	FM
E	1.55V	0V
C	3.19V	0V
B	2.25V	0V

Q101

	AM	FM
E	0V	0V
C	2.63V	0V
B	0.73V	0V

Q102

	FM	AM
E	0.62V	0V
C	3~9.5V	1~11V
B	1.11V	0V

Q103

	FM	AM
E	0V	0V
C	3~9.5V	1~11V
B	0.62V	0V

Q107

	AM	FM
E	0V	0V
C	0V	0V
B	0V	0.56V

Q108

E	0V
C	0V
B	0V

Q109

E	0V
C	0V
B	0V

Q301

E	0.7V
C	5.6V
B	1.3V

Q110

E	5.52V
C	0V
B	5.42V

Q111

E	5.52V
C	12.6V
B	6.20V

Q112

E	6.79V
C	12.6V
B	7.4V

Q401/402

E	5.0V
C	11.3V
B	5.5V

Q403/404

E	2.4V
C	4.1V
B	2.9V

Q405/406

E	9.7V
C	10.7V
B	10.3V

Q407/408

E	9.8V
C	10.7V
B	10.3V

Q409/410

E	9.6V
C	10.7V
B	10.2V

Q411/412

E	9.6V
C	10.7V
B	10.2V

Q701

C	0V	
B	OFF	0V
	ON	0.6V
B	OFF	0V
	ON	0.7V

Q702

E	0.2V
C	7.2V
B	0.8V

Q704

	AM	FM
E	1.35V	1.35V
C	0V	0V
B	0.7V	3.76V

Q801

C	0V	
	A Deck ON	9.4V
B	0V	
	A Deck ON	11.0V

Q802

E	10.2V	
	High speed	8.2V
C	10.2V	
E	0V	
	High speed	9.5V

Q803

E	0V	
C	0V	
B	PH	0V
		0.6V

Q901

E	13.2V
C	29.2V
B	13.8V

Q902

E	12.6V
C	29.2V
B	13.0V

Q903/904

E	0V
C	0V
B	0V

IC001

1	0.84V
2	1.52V
3	2.31V
4	1.52V
5	0V
6	4.84V
7	0V
8	4.80V
9	4.84V

IC101

	AM	FM
1	0V	1.52V
2	0V	1.52V
3	2.38V	2.33V
4	2.38V	2.33V
5	1.01V	1.46V
6	1.61V	1.58V
7	0V	0V
8	0V	0V
9	1.75V	1.33V
10	4.75V	4.90V
11	4.75V	4.90V
12	1.42V	1.50V
13	1.42V	1.50V
14	1.42V	1.50V
15	1.42V	1.50V
16	4.75V	5.09V

IC201

	AM	FM
1	5.52V	5.52V
2	12.6V	12.6V
3	6.20V	6.79V
4	12.6V	12.6V
5	7.4V	7.4V

IC301

	AM	FM
1	0V	0V
2	2.96V	2.46V
3	0V	0V
4	0V	0V
5	0V	0V
6	4.84V	0V
7	0V	4.90V
8	0V	0V
9	0V	0V
10	1.10V	1.10V
11	1.10V	1.10V
12	0V	0V
13	2.26V	2.26V
14	0V	0V
15	2.29V	2.72V
16	4.85V	4.90V

IC501

1	1.25V
2	0.7V
3	15.5V
4	0.7V
5	1.25V
6	0V
7	0V
8	14.5V
9	29.2V
10	14.5V
11	0V

IC701

1	10.7V	
2	2.9V	
3	0V	
	A Deck ON	1.6V
4	2.9V	
5	2.8V	
6	2.8V	
7	2.8V	
8	0V	
9	2.8V	
10	0V	
11	2.8V	
12	2.8V	
13	2.8V	
14	2.9V	
15	0V	
	REC(B) + High speed	3.3V
16	2.9V	

IC702

1	0V
2	8.2V
3	0V
4	3.6V
5	1.2V
6	1.2V
7	0V
8	0.9V
9	0V
10	0V
11	1.2V
12	1.2V
13	3.6V
14	0V
15	0.8V
	REC(B) 0V
16	10.3V

IC201

	AM	FM
1	3.12V	3.12V
2	4.51V	4.51V
3	0V	0V
4	5.08V	5.08V
5	0V	0V
6	5.46V	0.88V
7	5.24V	5.24V
8	2.9V	2.9V
9	2.9V	2.9V

CABINET EXPLODED VIEW

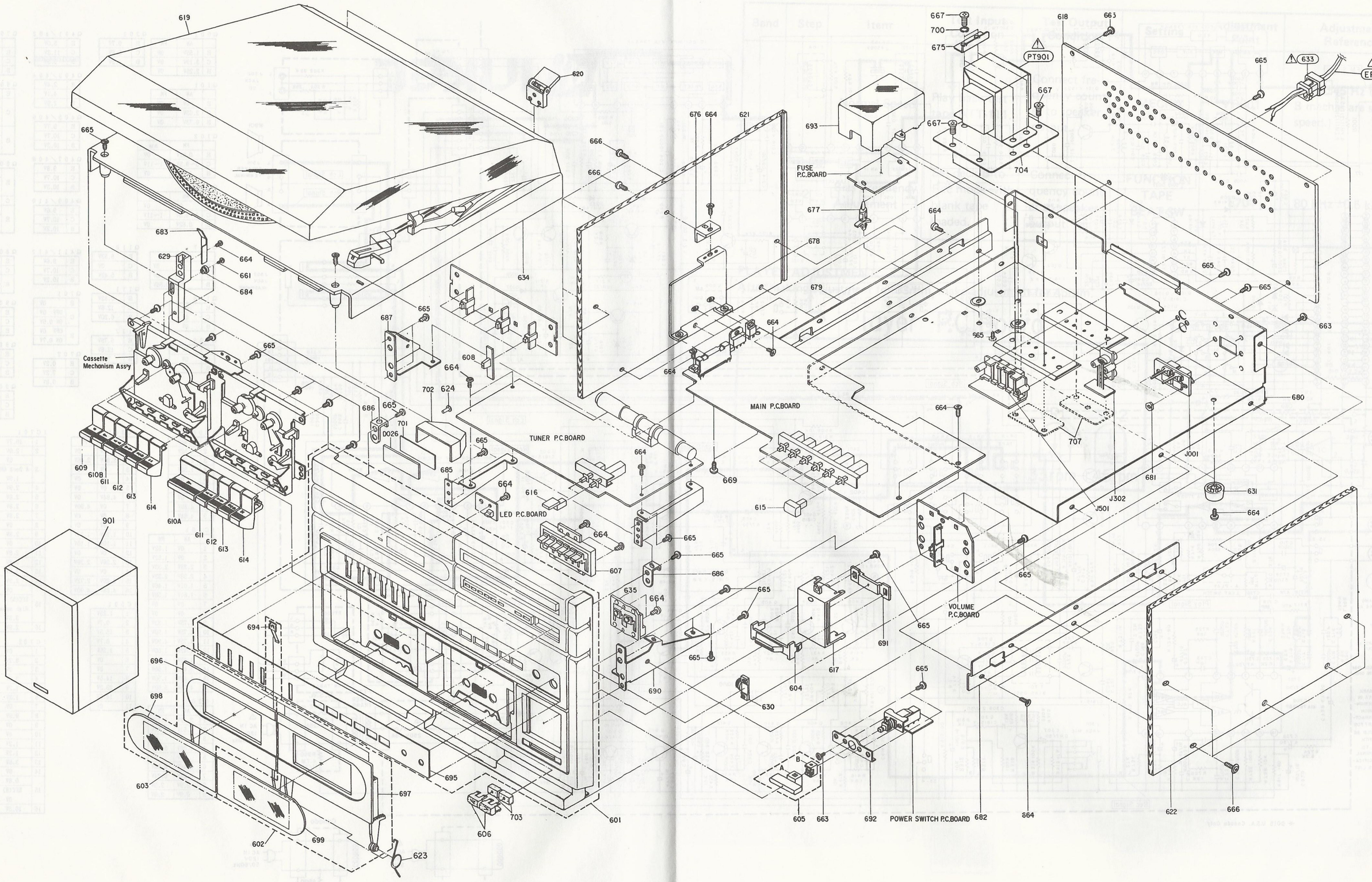

NOTE: Parts excluded in the parts list are not stocked since they are seldom required for routine service. Some delay should be anticipated when ordering these items.

CABINET PARTS LIST

Location No.	Part No.	Description
601	22829069	PANEL ASSY, FRONT
602	25877072	HOLDER ASSY, CASSETTE (A)
603	25877073	HOLDER ASSY, CASSETTE (B)
604	25888416	KNOB VOLUME
605	25888417	KNOB POWER
606	25888454	KNOB TUNING
607	25888455	KNOB MEMORY
608	25888420	KNOB EQ
609	25888421	KNOB REC
610A	25888422	KNOB PLAY(A)
610B	25888423	KNOB PLAY(B)
611	25888424	KNOB REW
612	25888425	KNOB FF
613	25888426	KNOB STOP/EJECT
614	25888427	KNOB PAUSE
615	25888453	KNOB FUNCTION
616	25888456	KNOB BAND
617	22829044	FRAME, VOLUME
618	22852306	BACK BOARD (USA)
618	22852307	BACK BOARD (CANADA)
618	22852308	BACK BOARD (AUSTRALIA)
619	25877039	DUST COVER
620	22872062	HINGE ASSY
621	20016020	COVER, SIDE, LEFT
622	20016021	COVER, SIDE, RIGHT
623	25778537	SPRING
624	22705053	BASE, LAMP
629	22749364	SHAFT
630	25885460	DAMPER
631	22874091	FOOT
633	25844322	BUSH
634	20815465	BASE, PLAYER
661	22708526	SCREW, 2.0X6MM, Z, BID
663	22708543	SCREW, 3.0X8MM, B, BID
664	22707911	SCREW, 3.0X8MM, B, 2DTBID
665	22708033	SCREW, 3.0X10MM, B, 2DTBID
666	22707808	SCREW, 3.0X12MM, B, 2DTPANW
667	22707009	SCREW, 4.0X8MM, B, BID
669	22708776	SCREW, 3.0X8MM, 2DTPANW
901	20819425	BOX ASSY, SPEAKER WITH SPEAKER

MECHANISM EXPLODED VIEW

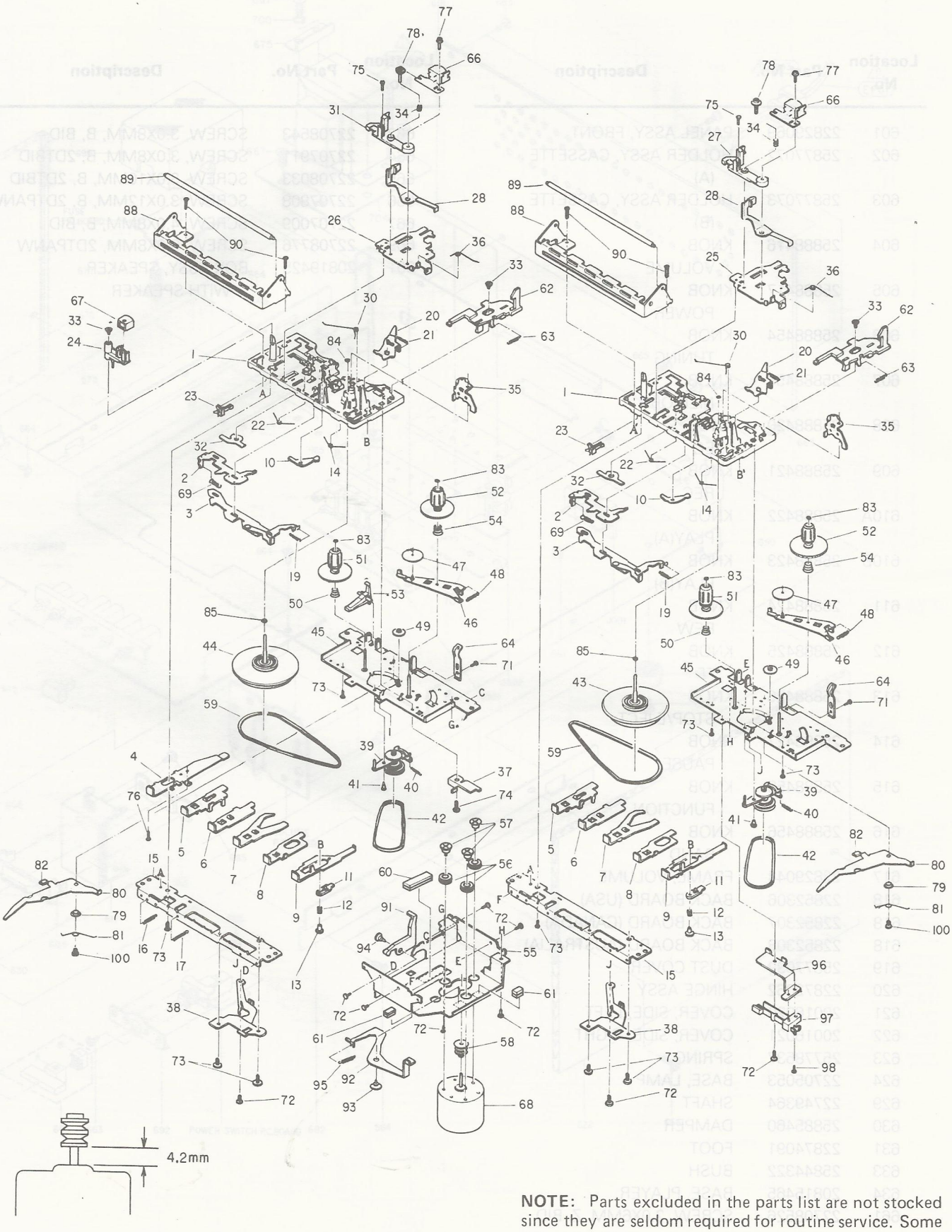

NOTE: Parts excluded in the parts list are not stocked since they are seldom required for routine service. Some delay should be anticipated when ordering these items.

CASSETTE MECHANISM PARTS LIST

Location No.	Part No.	Description
1	25781344	BASE ASSY, MAIN
2	25724998	PLATE, SWITCH
3	25784604	ACTUATOR ASSY
4	25784502	LEVER, RECORD BUTTON
5	25784605	LEVER, PLAY BUTTON
6	25784500	LEVER, REWIND BUTTON
7	25784499	LEVER, FF BUTTON
8	25784498	LEVER, STOP BUTTON
9	25784606	LEVER ASSY, PAUSE BUTTON
10	25784496	LEVER, REWIND
11	25784607	LEVER, PAUSE
12	25776903	SPRING
13	25743199	STOPPER, PAUSE
14	25776906	SPRING
16	25776905	SPRING
17	25776909	SPRING
19	25776907	SPRING
20	25784494	LEVER, AUTO
21	25776908	SPRING
22	25776972	SPRING
23	22108016	LEAF SWITCH
24	25733557	BASE, HEAD, ERASE
27	25733550	BASE, HEAD
28	25784604	ACTUATOR ASSY
30	25778326	SPRING
31	25733556	BASE, HEAD
33	22708501	SCREW, SPECIAL
34	25778327	SPRING
35	25797148	ARM ASSY, PRESSURE ROLLER
36	25778548	SPRING
		PRESSURE POLLER
39	25793024	ARM ASSY, PULLEY
40	25776910	SPRING
41	22708724	SCREW, COLLAR
42	25759084	BELT
43	25797216	FLYWHEEL ASSY
44	25797121	FLYWHEEL ASSY
45	25784609	BASE ASSY, REEL
46	25784610	PLATE ASSY, TAKE-UP
47	25757202	GEAR, TAKE-UP
48	25776911	SPRING
49	25757203	GEAR, FF
50	25777715	SPRING
51	25712476	REEL ASSY, SUPPLY
52	25754537	REEL ASSY, TAKE-UP
53	25747303	LEVER, RECORD SAFETY
54	25777418	SPRING
		BACK TENSION
56	25761541	CUSHION, MOTOR
57	22708942	SCREW, SPECIAL
58	25758294	PULLEY, MOTOR
59	25759139	BELT, MAIN
60	25761574	FELT MAT
		ANTI VIBRATION
61	25761575	FELT MAT
		ANTI VIBRATION
62	25784495	LEVER, SLIDE, EJECT
63	25776912	SPRING
64	25779621	PLATE SPRING, CASSETTE
66	22217529	HEAD, RECORD/PLAYBACK
67	22218310	HEAD, ERASE
68	22125888	MOTOR
69	25776971	SPRING
71	22708503	SCREW, 2.0X3MM
72	22708504	SCREW, 2.0X4MM
73	22708392	SCREW, 2.0X5MM, Z, 2DTBID
74	22708423	SCREW, 2.0X6MM, Z, 2DTPAN
75	22701290	SCREW, 2.0X6MM, Z, PAN
76	22708198	SCREW, 2.0X8MM
77	22708015	SCREW, 2.0X7MM, CAP
78	22708507	SCREW, 2.0X7MM, AZIMUTH
79	22753423	COLLAR
		BRAKE
81	25778547	SPRING
		BRAKE
82	25761573	RUBBER
		BRAKE
83	25766440	WASHER, 1.2X3.8X0.4T, PO
84	22703441	WASHER
85	25766336	WASHER
90	22708726	SCREW, 2.0X7MM
91	25784611	LEVER, PLAY KICK
94	22708943	SCREW, SPECIAL
95	25770077	SPRING
		KICK LEVER
97	22108017	LEAF SWITCH
98	22708524	SCREW, 2.0X4MM, Z, BID
100	22707426	SCREW, 2.0X5MM, Z, DTBID

RECORD PLAYER EXPLODED VIEW

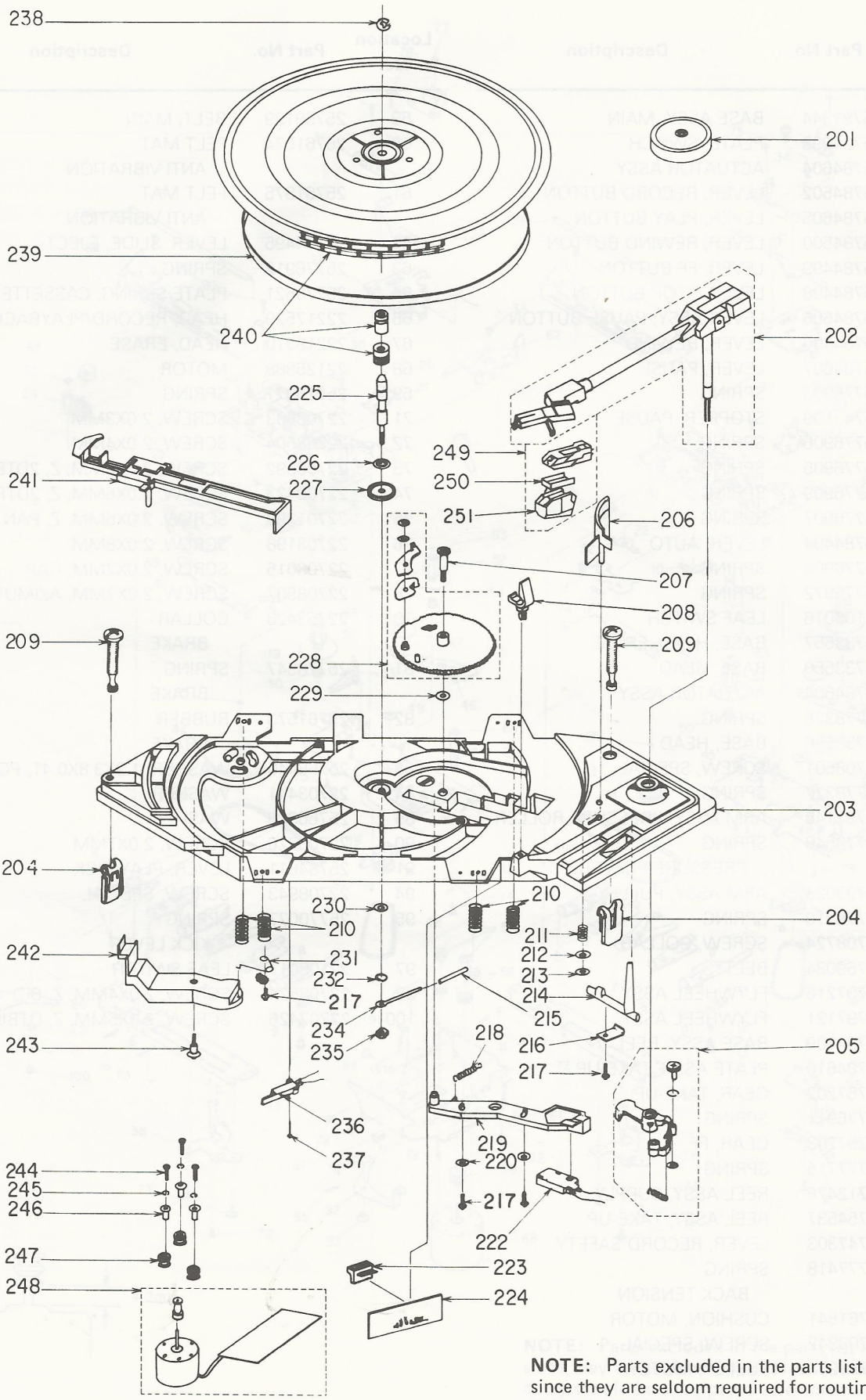

NOTE: Parts excluded in the parts list are not stocked since they are seldom required for routine service. Some delay should be anticipated when ordering these items.

RECORD PLAYER MECHANISM PARTS LIST

Location No.	Part No.	Description
201	20971653	ADAPTOR, 45RPM
202	20788257	TONEARM ASSY
203	20815464	CABINET
205	20757048	ARM ASSY, FEED
206	20735079	ARM, ELEVATION
207	22708945	SCREW, SPECIAL
208	20731333	STAND, ARM
211	25777710	SPRING ELEVATION
213	20798033	CS RING, 3.0MM
214	20754355	HANDLE LIFTER
217	22707590	SCREW, 3.0X8MM, B, PANW
218	25770075	SPRING CONTROL ARM
219	20753420	ARM, CONTROL
222	22108015	MICRO SWITCH
225	20721119	CENTER SHAFT
226	25766438	SPACER
227	20725100	RETAINER, TURNTABLE
228	20721120	GEAR ASSY
229	25766439	WASHER
231	25778538	SPRING
235	22702183	NUT, 4.0MM
236	22108020	LEAF SWITCH
237	22707727	SCREW, 2.0X12MM, C, 12BID
238	22703293	E RING, 6.0MM
239	20728146	BELT
240	20723191	TURNTABLE ASSY
241	20757049	ARM, ACTUATING
242	20754356	LEVER, SPEED CHANGE
243	22708946	SCREW, SPECIAL
244	22708533	SCREW, 2.6X8MM, Z, BID
245	25766442	WASHER, MOTOR
246	25726839	SPACER, MOTOR
247	20881333	CUSHION, MOTOR
248	25792293	MOTOR ASSY
249	22155121	CARTRIDGE
250	20788450	STYLUS, N-73CY
251	20781228	COVER, STYLUS

PARTS LIST

CAUTION:
The ⚠ mark, the Location No. circled with oval in the schematic diagram and the parts list designate components which have special characteristics important for safety and should be replaced only with types identical to those in the original circuit or specified in the parts list.

ABBREVIATIONS

1. **CAPACITOR:** CD = Ceramic Disk, PF = Plastic Film, BL = Barrier Layer, EL = Electrolytic, MY = Mylar, PP = Polypropylene, PS = Polystyrene, TT = Tantalum, PE = Polyethylene
   MFD = Microfarad, PF = Picofarad, V = Voltage, NP = Non Polarity
2. **RESISTOR:** CF = Carbon Film, CC = Carbon Composition, OMF = Oxide Metal Film, MF = Metal Film
   K = Kilo (1000), M = Mega (1000000)
3. **TOLERANCE**

Symbol	G	J	K	M	N	Z	P
%	±2	±5	±10	±20	±30	−20+80	0+100

Symbol	C	D
pF	±0.25	±0.5

Location No.	Part No.	Description
		ICs
IC001	B0325502	IC, TA7358AP OR KIA7358AP
IC101	B0356385	IC, TA7640AP OR KIA7640AP
IC201	B0325355	IC, TA7343AP OR KIA7343AP
IC301	B0411720	IC, TC9172P
IC401	B0412843	IC, TC9302AF-008-BS
IC501	22128185	IC, TDA2009
IC701	B0357320	IC, TA7705P OR KIA7705P
IC702	B0356695	IC, TA7668BP OR KIA7668BP
		TRANSISTORS
Q001	A6707940	TRANSISTOR, 2SC380TM-O OR KTC380TM-O
Q101	A6319040	TRANSISTOR, 2SC1923-Y OR KTC1923-Y
Q102	A6317460	TRANSISTOR, 2SC1815NEW-GR OR KTC1815-GR/Y
Q103	A6317460	TRANSISTOR, 2SC1815NEW-GR OR KTC1815-GR/Y
Q104	A6317460	TRANSISTOR, 2SC1815NEW-GR OR KTC1815-GR/Y
Q105	A6317460	TRANSISTOR, 2SC1815NEW-GR OR KTC1815-GR/Y
Q107	A6317460	TRANSISTOR, 2SC1815NEW-GR OR KTC1815-GR/Y
Q108	A6317460	TRANSISTOR, 2SC1815NEW-GR OR KTC1815-GR/Y
Q109	A6317460	TRANSISTOR, 2SC1815NEW-GR OR KTC1815-GR/Y
Q110	A6534060	TRANSISTOR, 2SA1015-GR OR KTA1015-GR/Y
Q111	A6317460	TRANSISTOR, 2SC1815NEW-GR OR KTC1815-GR/Y
Q112	A6321240	TRANSISTOR, 2SC2120-Y OR KTC2120-Y
Q301	A6317460	TRANSISTOR, 2SC1815NEW-GR OR KTC1815-GR/Y
Q401	A6317460	TRANSISTOR, 2SC1815NEW-GR OR KTC1815-GR/Y
Q402	A6317460	TRANSISTOR, 2SC1815NEW-GR OR KTC1815-GR/Y
Q403	A6317460	TRANSISTOR, 2SC1815NEW-GR OR KTC1815-GR/Y
Q404	A6317460	TRANSISTOR, 2SC1815NEW-GR OR KTC1815-GR/Y
Q405	A6317460	TRANSISTOR, 2SC1815NEW-GR OR KTC1815-GR/Y
Q406	A6317460	TRANSISTOR, 2SC1815NEW-GR OR KTC1815-GR/Y
Q407	A6317460	TRANSISTOR, 2SC1815NEW-GR OR KTC1815-GR/Y
Q408	A6317460	TRANSISTOR, 2SC1815NEW-GR OR KTC1815-GR/Y
Q409	A6317460	TRANSISTOR, 2SC1815NEW-GR OR KTC1815-GR/Y
Q411	A6317460	TRANSISTOR, 2SC1815NEW-GR OR KTC1815-GR/Y
Q412	A6317460	TRANSISTOR, 2SC1815NEW-GR OR KTC1815-GR/Y
Q701	A6317460	TRANSISTOR, 2SC1815NEW-GR OR KTC1815-GR/Y
Q702	A6317460	TRANSISTOR, 2SC1815NEW-GR OR KTC1815-GR/Y
Q703	A6534060	TRANSISTOR, 2SA1015-GR OR KTA1015-GR/Y
Q704	A6534060	TRANSISTOR, 2SA1015-GR OR KTA1015-GR/Y
Q801	A6534060	TRANSISTOR, 2SA1015-GR OR KTA1015-GR/Y

Location No.	Part No.	Description
Q802	A6534060	TRANSISTOR, 2SA1015-GR OR KTA1015-GR/Y
Q803	A6321240	TRANSISTOR, 2SC2120-Y OR KTC2120-Y
Q901	A6868020	TRANSISTOR, 2SD1406-Y OR KTD1406-Y
Q902	A6868020	TRANSISTOR, 2SD1406-Y OR KTD1406-Y
Q903	A6317460	TRANSISTOR, 2SC1815NEW-GR OR KTC1815-GR/Y
Q904	A6317460	TRANSISTOR, 2SC1815NEW-GR OR KTC1815-GR/Y

DIODES

Location No.	Part No.	Description
D001	22119245	DIODE, 1SV147(PAIR)
D002	22119245	DIODE, 1SV147(PAIR)
D003	A7180000	DIODE, 1N4148
D004	22119207	DIODE, 1SV149(PAIR)
D005	22119207	DIODE, 1SV149(PAIR)
D006	A8603240	DIODE, TLR218P, LED OR SLB26UR3HL
D007	A7112480	DIODE, 05AZ6.2-Y, ZENER OR BZX83C6V2
D008	A7112640	DIODE, 05AZ7.5-Y, ZENER OR BZX83C7V5
D009	A7180000	DIODE, 1N4148
D010	A7180000	DIODE, 1N4148
D011	A7180000	DIODE, 1N4148
D012	A7180000	DIODE, 1N4148
D014	A718000	DIODE, 1N4148
D015	A7180,00	DIODE, 1N4148 (USA, CANADA)
D016	A7180000	DIODE, 1N4148
D017	A7180000	DIODE, 1N4148
D018	A7180000	DIODE, 1N4148
D019	A7180000	DIODE, 1N4148
D020	A7180000	DIODE, 1N4148
D021	A7180000	DIODE, 1N4148
D022	A7180000	DIODE, 1N4148
D023	A7180000	DIODE, 1N4148
D024	A7180000	DIODE, 1N4148
D025	A7180000	DIODE, 1N4148
D026	22104702	DISPLAY, LIQUID CRYSTAL
D027	A7180000	DIODE, 1N4148
D028	A7180000	DIODE, 1N4148
D029	A7180000	DIODE, 1N4148
D030	A7180000	DIODE, 1N4148
D701	A7180000	DIODE, 1N4148
D801	A7978380	DIODE, S5277B OR 1N4002
⚠ D901	A7580010	DIODE, 1R5BZ61 OR RL-152
⚠ D902	A7580010	DIODE, 1R5BZ61 OR RL-152
D903	A7113040	DIODE, 05AZ12-Y, ZENER OR UZ12BH
D905	A7180000	DIODE, 1N4148
D906	A7180000	DIODE, 1N4148

ELECTRICAL PARTS

Location No.	Part No.	Description
CF101	22153320	FILTER, CERAMIC, 10.7MS2A
CF102	22153320	FILTER, CERAMIC, 10.7MS2A
CF103	22153319	FILTER, CERAMIC, 450B
⚠ EP01	22176757	POWER CORD (USA, CANADA)
⚠ EP01	22176588	POWER CORD (AUSTRALIA)
EP02	22165103	HOLDER, FUSE
F001	22153362	FILTER, RF, FM
⚠ F901	22144372	FUSE, 250V, 2.5V
⚠ F902	22144582	FUSE, 250V, 1.25A (USA)
J001	22162575	TERMINAL, 2P, ANTENNA
J301	22198287	JACK, 6.0MM MICROPHONE
J302	22198328	JACK, US-2P CD TERMINAL
J501	22162576	TERMINAL, 4P, SPEAKER
J502	22198287	JACK, 6.0MM HEADPHONE
L001	22292249	COIL, ANTENNA, FM
L002	22295264	COIL, OSCILLATOR, FM
L003	22291330	CHOKE COIL, 2.2UH
L004	22243135	COIL, ANTENNA, AM
L006	22245527	COIL, OSCILLATOR, AM
L701	22232336	COIL, BIAS TRAP
L702	22232336	COIL, BIAS TRAP
LP001	22113574	LAMP, 12V, 110MA, GRN
⚠ PT901	22225051	POWER TRANSFORMER (USA)
⚠ PT901	22225052	POWER TRANSFORMER (CANADA)
⚠ PT901	22225053	POWER TRANSFORMER (AUSTRALIA)
S1-1	22196490	KEY SWITCH MEMORY 1
S1-2	22196490	KEY SWITCH MEMORY 2
S1-3	22196490	KEY SWITCH MEMORY 3
S1-4	22196490	KEY SWITCH MEMORY 4
S1-5	22196490	KEY SWITCH MEMORY 5
S1-6	22196490	KEY SWITCH MEMORY
S1-7	22196490	KEY SWITCH UP
S1-8	22196490	KEY SWITCH DOWN
S101	22108095	PUSH SWITCH BAND

Location No.	Part No.	Description
S301	22108020	LEAF SWITCH PLAYER SPEED
S302	22108015	MICRO SWITCH PLAYER POWER
S4	22108048	PUSH SWITCH FUNCTION
S5	22108014	SLIDE SWITCH REC/PLAYBACK
S701	22108016	LEAF SWITCH PLAY
S801	22108017	LEAF SWITCH OPERATION(A)
S802	22108017	LEAF SWITCH OPERATION(B)
⚠ S901	22108018	PUSH SWITCH POWER
T101	22265919	IF TRANSFORMER, FM
T102	22264956	IF TRANSFORMER, AM
T103	22264957	IF TRANSFORMER, AM
T104	22265918	IF TRANSFORMER, FM
T701	22235295	COIL, BIAS OSCILLATOR
W901	22152746	SPEAKER, 12CM, 4 OHM
X001	22153398	OSCILLATOR, CRYSTAL, 7.2MHZ

CAPACITORS

Location No.	Part No.	Description
C001	20343102	CD, 1000PF, 50V, K
C002	22360594	CD, 4PF, 50V, D(CH)
C003	20312100	CD, 10PF, 50V, D(CH)
C004	20343102	CD, 1000PF, 50V, K
C005	20314150	CD, 15PF, 50V, J(RH)
C006	20343331	CD, 330PF, 50V, K
C007	20343222	CD, 2200PF, 50V, K
C008	20381181	PP, 180PF, 100V, J
C009	20341223	CD, 0.022MFD, 50V, Z
C010	20312209	CD, 2PF, 50V, D(CH)
C011	20341103	CD, 0.01MFD, 50V, Z
C012	20343102	CD, 1000PF, 50V, K
C013	20341223	CD, 0.022MFD, 50V, Z
C014	20341473	CD, 0.047MFD, 50V, Z
C015	20341473	CD, 0.047MFD, 50V, Z
C016	20341473	CD, 0.047MFD, 50V, Z
C017	20341223	CD, 0.022MFD, 50V, Z
C018	20341473	CD, 0.047MFD, 50V, Z
C019	20343471	CD, 470PF, 50V, K
C020	20341473	CD, 0.047MFD, 50V, Z
C021	20418220	EL, 22MFD, 50V
C022	20341473	CD, 0.047MFD, 50V, Z
C023	20341473	CD, 0.047MFD, 50V, Z
C024	20381561	PP, 560PF, 100V, J
C025	20311390	CD, 39PF, 50V, J
C028	20312120	CD, 12PF, 50V, J(CH)
C031	20341223	CD, 0.022MFD, 50V, Z
C034	20341103	CD, 0.01MFD, 50V, Z
C035	20418109	EL, 1MFD, 50V
C036	20341103	CD, 0.01MFD, 50V, Z
C037	20418109	EL, 1MFD, 50V
C038	20341103	CD, 0.01MFD, 50V, Z
C039	20341223	CD, 0.022MFD, 50V, Z
C040	20416470	EL, 47MFD, 25V
C041	20341103	CD, 0.01MFD, 50V, Z
C042	20311470	CD, 47PF, 50V, J
C043	20311470	CD, 47PF, 50V, J
C044	20341103	CD, 0.01MFD, 50V, Z
C046	20414222	EL, 2200MFD, 10V
C047	20341473	CD, 0.047MFD, 50V, Z
C048	20341473	CD, 0.047MFD, 50V, Z
C049	20416470	EL, 47MFD, 25V
C050	20341473	CD, 0.047MFD, 50V, Z
C051	20341103	CD, 0.01MFD, 50V, Z
C052	20341103	CD, 0.01MFD, 50V, Z
C053	20341103	CD, 0.01MFD, 50V, Z
C054	20341223	CD, 0.022MFD, 50V, Z
C055	20341223	CD, 0.022MFD, 50V, Z
C201	20418109	EL, 1MFD, 50V
C202	20418109	EL, 1MFD, 50V
C203	20418339	EL, 3.3MFD, 50V
C204	20381102	PP, 1000PF, 100V, J
C205	20418109	EL, 1MFD, 50V
C207	20371183	MY, 0.018MFD, 50V, J
C208	20371183	MY, 0.018MFD, 50V, J
C209	20418109	EL, 1MFD, 50V
C210	20418109	EL, 1MFD, 50V
C211	20371222	MY, 2200PF, 50V, J
C212	20371222	MY, 2200PF, 50V, J
C213	20414101	EL, 100MFD, 10V
C214	20414101	EL, 100MFD, 10V
C215	20418109	EL, 1MFD, 50V
C216	20418478	EL, 0.47MFD, 50V
C217	20341103	CD, 0.01MFD, 50V, Z
C218	20416470	EL, 47MFD, 25V
C219	20416470	EL, 47MFD, 25V
C220	20416470	EL, 47MFD, 25V
C221	20416470	EL, 47MFD, 25V
C222	20415221	EL, 220MFD, 16V
C223	20414101	EL, 100MFD, 10V
C224	20418220	EL, 22MFD, 50V
C227	20418479	EL, 4.7MFD, 50V
C228	20418479	EL, 4.7MFD, 50V
C229	20418109	EL, 1MFD, 50V
C230	20341473	CD, 0.047MFD, 50V, Z

Location No.	Part No.	Description
C301	20343101	CD, 100PF, 50V, K
C302	20343101	CD, 100PF, 50V, K
C303	20371822	MY, 8200PF, 50V, J
C304	20371822	MY, 8200PF, 50V, J
C305	20343101	CD, 100PF, 50V, K
C306	20343101	CD, 100PF, 50V, K
C307	20418478	EL, 0.47MFD, 50V
C308	20371102	MY, 1000PF, 50V, J
C309	20418229	EL, 2.2MFD, 50V
C401	20418109	EL, 1MFD, 50V
C402	20418109	EL, 1MFD, 50V
C403	20418479	EL, 4.7MFD, 50V
C404	20418479	EL, 4.7MFD, 50V
C405	20418479	EL, 4.7MFD, 50V
C406	20418479	EL, 4.7MFD, 50V
C407	20415100	EL, 10MFD, 16V
C408	20415100	EL, 10MFD, 16V
C409	20418109	EL, 1MFD, 50V
C410	20418109	EL, 1MFD, 50V
C411	20418109	EL, 1MFD, 50V
C412	20371333	MY, 0.033MFD, 50V, J
C413	20371333	MY, 0.033MFD, 50V, J
C414	20418109	EL, 1MFD, 50V
C415	20418108	EL, 0.1MFD, 50V
C416	20418108	EL, 0.1MFD, 50V
C417	20371223	MY, 0.022MFD, 50V, J
C418	20371223	MY, 0.022MFD, 50V, J
C419	20371333	MY, 0.033MFD, 50V, J
C420	20371333	MY, 0.033MFD, 50V, J
C421	20371392	MY, 3900PF, 50V, J
C422	20371392	MY, 3900PF, 50V, J
C423	20371103	MY, 0.01MFD, 50V, J
C424	20371103	MY, 0.01MFD, 50V, J
C425	20371102	MY, 1000PF, 50V, J
C426	20371102	MY, 1000PF, 50V, J
C427	20371682	MY, 6800PF, 50V, J
C428	20371682	MY, 6800PF, 50V, J
C501	20418109	EL, 1MFD, 50V
C502	20418109	EL, 1MFD, 50V
C503	20343471	CD, 470PF, 50V, K
C504	20343471	CD, 470PF, 50V, K
C505	20343102	CD, 1000PF, 50V, K
C506	20343102	CD, 1000PF, 50V, K
C507	20414101	EL, 100MFD, 10V
C508	20414101	EL, 100MFD, 10V
C509	20371104	MY, 0.1MFD, 50V, J
C510	20371104	MY, 0.1MFD, 50V, J
C511	20416102	EL, 1000MFD, 25V
C512	20416102	EL, 1000MFD, 25V
C513	20415330	EL, 33MFD, 16V
C514	20371104	MY, 0.1MFD, 50V, J
C519	20343102	CD, 1000PF, 50V, K
C520	20343102	CD, 1000PF, 50V, K
C701	20418479	EL, 4.7MFD, 50V
C702	20418479	EL, 4.7MFD, 50V
C703	20371102	MY, 1000PF, 50V, J
C704	20371102	MY, 1000PF, 50V, J
C705	20371103	MY, 0.01MFD, 50V, J
C706	20371103	MY, 0.01MFD, 50V, J
C707	20415330	EL, 33MFD, 16V
C708	20415330	EL, 33MFD, 16V
C709	20371122	MY, 1200PF, 50V, J
C710	20371152	MY, 1500PF, 50V, J
C711	20371152	MY, 1500PF, 50V, J
C712	20371122	MY, 1200PF, 50V, J
C713	20416220	EL, 22MFD, 25V
C715	20343121	CD, 120PF, 50V, K
C716	20343121	CD, 120PF, 50V, K
C717	20371392	MY, 3900PF, 50V, J
C718	20371392	MY, 3900PF, 50V, J
C719	20311680	CD, 68PF, 50V, J
C720	20311680	CD, 68PF, 50V, J
C721	20341473	CD, 0.047MFD, 50V, Z
C722	20343221	CD, 220PF, 50V, K
C723	20371222	MY, 2200PF, 50V, J
C724	20371332	MY, 3300PF, 50V, J
C725	20371103	MY, 0.01MFD, 50V, J
C726	20414101	EL, 100MFD, 10V
C727	20418479	EL, 4.7MFD, 50V
C728	20418479	EL, 4.7MFD, 50V
C729	20371472	MY, 4700PF, 50V, J
C730	20371472	MY, 4700PF, 50V, J
C731	20418479	EL, 4.7MFD, 50V
C732	20418479	EL, 4.7MFD, 50V
C733	20371472	MY, 4700PF, 50V, J
C734	20371472	MY, 4700PF, 50V, J
C736	20416470	EL, 47MFD, 25V
C737	20416470	EL, 47MFD, 25V
C741	20418339	EL, 3.3MFD, 50V
C742	20418339	EL, 3.3MFD, 50V
C743	20311180	CD, 18PF, 50V, J
C744	20416470	EL, 47MFD, 25V
C745	20311180	CD, 18PF, 50V, J
C746	20371472	MY, 4700PF, 50V, J
C747	20371472	MY, 4700PF, 50V, J
C901	20341103	CD, 0.01MFD, 50V, Z
C902	20341103	CD, 0.01MFD, 50V, Z
C903	20417222	EL, 2200MFD, 35V
C904	20416470	EL, 47MFD, 25V
C905	20415101	EL, 100MFD, 16V
C906	20416470	EL, 47MFD, 25V
C907	20416470	EL, 47MFD, 25V
C908	20415101	EL, 100MFD, 16V
C909	20415101	EL, 100MFD, 16V
C910	20415101	EL, 100MFD, 16V
C911	20415101	EL, 100MFD, 16V
C912	20415100	EL, 10MFD, 16V
C915	20415101	EL, 100MFD, 16V

Location No.	Part No.	Description
C917	20416470	EL, 47MFD, 25V
C918	20415101	EL, 100MFD, 16V
C919	20415101	EL, 100MFD, 16V
C920	20415101	EL, 100MFD, 16V
C921	20418109	EL, 1MFD, 50V
C922	20415100	EL, 10MFD, 16V
C924	20418229	EL, 2.2MFD, 50V
C925	20418339	EL, 3.3MFD, 50V
TC001	22309158	TRIMMER, 20PF
TC003	22309158	TRIMMER, 20PF
TC004	22309158	TRIMMER, 20PF

RESISTORS

Location No.	Part No.	Description
R000	20512104	CF, 100K OHM, 1/6W, J
R001	20547475	CF, 4.7M OHM, 1/2W, J (USA)
R001	22563225	CC, 2.2M OHM, 1/2W, K (CANADA)
R002	20514222	CF, 2.2K OHM, 1/4W, J
R003	20512104	CF, 100K OHM, 1/6W, J
R004	20512220	CF, 22 OHM, 1/6W, J
R005	22545154	CF, 150K OHM, 1/4W, J
R006	20514561	CF, 560 OHM, 1/4W, J
R007	20514681	CF, 680 OHM, 1/4W, J
R008	20514561	CF, 560 OHM, 1/4W, J
R009	20514331	CF, 330 OHM, 1/4W, J
R010	20514561	CF, 560 OHM, 1/4W, J
R011	20514181	CF, 180 OHM, 1/4W, J
R012	20514101	CF, 100 OHM, 1/4W, J
R101	20514683	CF, 68K OHM, 1/4W, J
R102	20514472	CF, 4.7K OHM, 1/4W, J
R103	20514683	CF, 68K OHM, 1/4W, J
R104	20514101	CF, 100 OHM, 1/4W, J
R105	22545473	CF, 47K OHM, 1/4W, J
R106	20512473	CF, 47K OHM, 1/6W, J
R108	22545104	CF, 100K OHM, 1/4W, J
R109	22545104	CF, 100K OHM, 1/4W, J
R111	22545473	CF, 47K OHM, 1/4W, J
R112	22545473	CF, 47K OHM, 1/4W, J
R113	20514103	CF, 10K OHM, 1/4W, J
R114	20514102	CF, 1K OHM, 1/4W, J
R115	20514472	CF, 4.7K OHM, 1/4W, J
R116	20514103	CF, 10K OHM, 1/4W, J
R117	20514103	CF, 10K OHM, 1/4W, J
R118	20514332	CF, 3.3K OHM, 1/4W, J
R119	20514561	CF, 560 OHM, 1/4W, J
R120	22545104	CF, 100K OHM, 1/4W, J
R121	22545154	CF, 150K OHM, 1/4W, J
R201	20514102	CF, 1K OHM, 1/4W, J
R202	20514103	CF, 10K OHM, 1/4W, J
R203	20514561	CF, 560 OHM, 1/4W, J
R204	22545124	CF, 120K OHM, 1/4W, J
R205	20514332	CF, 3.3K OHM, 1/4W, J
R206	20514332	CF, 3.3K OHM, 1/4W, J
R209	22545104	CF, 100K OHM, 1/4W, J
R210	22545104	CF, 100K OHM, 1/4W, J
R211	20514102	CF, 1K OHM, 1/4W, J
R212	20514472	CF, 4.7K OHM, 1/4W, J
R213	22545223	CF, 22K OHM, 1/4W, J
R216	20514182	CF, 1.8K OHM, 1/4W, J
R217	20516120	CF, 12 OHM, 1/2W, J
R218	20514122	CF, 1.2K OHM, 1/4W, J
R220	22545470	CF, 47 OHM, 1/4W, J
R221	20514683	CF, 68K OHM, 1/4W, J
R223	20514102	CF, 1K OHM, 1/4W, J
R224	20514102	CF, 1K OHM, 1/4W, J
R301	22545333	CF, 33K OHM, 1/4W, J
R302	22545333	CF, 33K OHM, 1/4W, J
R303	20514682	CF, 6.8K OHM, 1/4W, J
R304	20514682	CF, 6.8K OHM, 1/4W, J
R305	22545273	CF, 27K OHM, 1/4W, J
R306	22545273	CF, 27K OHM, 1/4W, J
R307	22545474	CF, 470K OHM, 1/4W, J
R308	22545474	CF, 470K OHM, 1/4W, J
R309	22545104	CF, 100K OHM, 1/4W, J
R310	22545104	CF, 100K OHM, 1/4W, J
R311	20514103	CF, 10K OHM, 1/4W, J
R312	20514103	CF, 10K OHM, 1/4W, J
R313	22545473	CF, 47K OHM, 1/4W, J
R314	22545104	CF, 100K OHM, 1/4W, J
R315	22545334	CF, 330K OHM, 1/4W, J
R316	20514182	CF, 1.8K OHM, 1/4W, J
R318	22545104	CF, 100K OHM, 1/4W, J
R319	20514102	CF, 1K OHM, 1/4W, J
R401	22545224	CF, 220K OHM, 1/4W, J
R402	22545224	CF, 220K OHM, 1/4W, J
R403	22545394	CF, 390K OHM, 1/4W, J
R404	22545394	CF, 390K OHM, 1/4W, J
R405	22545123	CF, 12K OHM, 1/4W, J
R406	22545123	CF, 12K OHM, 1/4W, J
R407	20512105	CF, 1M OHM, 1/6W, J
R408	22545105	CF, 1M OHM, 1/4W, J
R409	22545182	CF, 1.8K OHM, 1/4W, J
R410	22545182	CF, 1.8K OHM, 1/4W, J
R411	20514682	CF, 6.8K OHM, 1/4W, J
R412	20514682	CF, 6.8K OHM, 1/4W, J
R413	20512104	CF, 100K OHM, 1/6W, J
R414	20512104	CF, 100K OHM, 1/6W, J
R415	20512182	CF, 1.8K OHM, 1/6W, J
R416	20512182	CF, 1.8K OHM, 1/6W, J
R417	20512103	CF, 10K OHM, 1/6W, J
R418	20512103	CF, 10K OHM, 1/6W, J
R419	20512104	CF, 100K OHM, 1/6W, J
R420	20512104	CF, 100K OHM, 1/6W, J
R421	20512182	CF, 1.8K OHM, 1/6W, J
R422	20512182	CF, 1.8K OHM, 1/6W, J
R423	20512103	CF, 10K OHM, 1/6W, J
R424	20512103	CF, 10K OHM, 1/6W, J

Location No.	Part No.	Description
R425	20512104	CF, 100K OHM, 1/6W, J
R426	20512104	CF, 100K OHM, 1/6W, J
R427	20512182	CF, 1.8K OHM, 1/6W, J
R428	20512182	CF, 1.8K OHM, 1/6W, J
R429	20512103	CF, 10K OHM, 1/6W, J
R430	20512103	CF, 10K OHM, 1/6W, J
R431	20512104	CF, 100K OHM, 1/6W, J
R432	20512104	CF, 100K OHM, 1/6W, J
R433	20512182	CF, 1.8K OHM, 1/6W, J
R434	20512182	CF, 1.8K OHM, 1/6W, J
R435	20512103	CF, 10K OHM, 1/6W, J
R436	20512103	CF, 10K OHM, 1/6W, J
R437	20514561	CF, 560 OHM, 1/4W, J
R438	20514561	CF, 560 OHM, 1/4W, J
R441	20514222	CF, 2.2K OHM, 1/4W, J
R442	20514222	CF, 2.2K OHM, 1/4W, J
R443	20512474	CF, 470K OHM, 1/6W, J
R444	20512474	CF, 470K OHM, 1/6W, J
R445	20512332	CF, 3.3K OHM, 1/6W, J
R446	20512332	CF, 3.3K OHM, 1/6W, J
R447	20512272	CF, 2.7K OHM, 1/6W, J
R448	20512272	CF, 2.7K OHM, 1/6W, J
R501	20514102	CF, 1K OHM, 1/4W, J
R502	20514102	CF, 1K OHM, 1/4W, J
R503	20514122	CF, 1.2K OHM, 1/4W, J
R504	20514122	CF, 1.2K OHM, 1/4W, J
R505	20514100	CF, 10 OHM, 1/4W, J
R506	20514100	CF, 10 OHM, 1/4W, J
R507	22545109	CF, 1 OHM, 1/4W, J
R508	22545109	CF, 1 OHM, 1/4W, J
R509	20516221	CF, 220 OHM, 1/2W, J
R510	20516221	CF, 220 OHM, 1/2W, J
R700	20514332	CF, 3.3K OHM, 1/4W, J
R701	20514122	CF, 1.2K OHM, 1/4W, J
R702	20514122	CF, 1.2K OHM, 1/4W, J
R703	22545334	CF, 330K OHM, 1/4W, J
R704	22545334	CF, 330K OHM, 1/4W, J
R705	22545123	CF, 12K OHM, 1/4W, J
R706	22545123	CF, 12K OHM, 1/4W, J
R707	22545183	CF, 18K OHM, 1/4W, J
R708	22545183	CF, 18K OHM, 1/4W, J
R709	20514151	CF, 150 OHM, 1/4W, J
R710	20514151	CF, 150 OHM, 1/4W, J
R711	22545153	CF, 15K OHM, 1/4W, J
R712	22545183	CF, 18K OHM, 1/4W, J
R714	22545393	CF, 39K OHM, 1/4W, J
R715	22545104	CF, 100K OHM, 1/4W, J
R716	22545104	CF, 100K OHM, 1/4W, J
R717	22545473	CF, 47K OHM, 1/4W, J
R718	22545473	CF, 47K OHM, 1/4W, J
R719	20514682	CF, 6.8K OHM, 1/4W, J
R720	20514682	CF, 6.8K OHM, 1/4W, J
R721	22545104	CF, 100K OHM, 1/4W, J
R722	22545104	CF, 100K OHM, 1/4W, J

Location No.	Part No.	Description
R723	20514822	CF, 8.2K OHM, 1/4W, J
R724	20514822	CF, 8.2K OHM, 1/4W, J
R725	22545183	CF, 18K OHM, 1/4W, J
R726	22545183	CF, 18K OHM, 1/4W, J
R729	20514181	CF, 180 OHM, 1/4W, J
R730	20514181	CF, 180 OHM, 1/4W, J
R731	20514102	CF, 1K OHM, 1/4W, J
R732	20514102	CF, 1K OHM, 1/4W, J
R733	22545225	CF, 2.2M OHM, 1/4W, J
R734	22545829	CF, 8.2 OHM, 1/4W, J
R735	22545273	CF, 27K OHM, 1/4W, J
R736	22545273	CF, 27K OHM, 1/4W, J
R737	22545333	CF, 33K OHM, 1/4W, J
R738	20514103	CF, 10K OHM, 1/4W, J
R800	22545104	CF, 100K OHM, 1/4W, J
R801	20514683	CF, 68K OHM, 1/4W, J
R802	20514822	CF, 8.2K OHM, 1/4W, J
R803	20514683	CF, 68K OHM, 1/4W, J
R804	20514822	CF, 8.2K OHM, 1/4W, J
R805	20514222	CF, 2.2K OHM, 1/4W, J
R806	22540694	CF, 5.1K OHM, 1/4W, J
R807	20514681	CF, 680 OHM, 1/4W, J
R808	20514472	CF, 4.7K OHM, 1/4W. J
R900	22547475	CF, 4.7M OHM, 1/2W, J (USA)
R900	22563225	CC, 2.2M OHM, 1/2W, K (CANADA)
R901	22545391	CF, 390 OHM, 1/4W, J
R902	20514101	CF, 100 OHM, 1/4W, J
R903	20514331	CF, 330 OHM, 1/4W, J
R904	20514101	CF, 100 OHM, 1/4W, J
R905	20514101	CF, 100 OHM, 1/4W, J
R907	22545104	CF, 100K OHM, 1/4W, J
R908	20514103	CF, 10K OHM, 1/4W, J
R909	20514100	CF, 10 OHM, 1/4W, J
R910	20514100	CF, 10 OHM, 1/4W, J
R911	22545473	CF, 47K OHM, 1/4W, J
R912	22545104	CF, 100K OHM, 1/4W, J
R913	20514102	CF, 1K OHM, 1/4W, J
R914	20514103	CF, 10K OHM, 1/4W, J
R915	20514101	CF, 100 OHM, 1/4W, J
R916	20514181	CF, 180 OHM, 1/4W, J
R917	20514181	CF, 180 OHM, 1/4W, J
R918	20514103	CF, 10K OHM, 1/4W, J
R919	20514103	CF, 10K OHM, 1/4W, J
R920	22545103	CF, 10K OHM, 1/4W, J
R921	20514151	CF, 150 OHM, 1/4W, J
R922	22545223	CF, 22K OHM, 1/4W, J
R924	20514103	CF, 10K OHM, 1/4W, J
RV201	22658716	VARIABLE, SEMI FIXED, 5K-B
RV801	22658622	VARIABLE, SEMI FIXED, 1K-B
VR401	22657482	VARIABLE, 20K OHM, B
VR402	22657482	VARIABLE, 20K OHM, B
VR403	22657482	VARIABLE, 20K OHM, B
VR404	22657482	VARIABLE, 20K OHM, B
VR405	22657482	VARIABLE, 20K OHM, B
VR501	22657483	VARIABLE, 100K OHM, W BALANCE

Location No.	Part No.	Description
VR502	22657484	VARIABLE, 100K OHM, B VOLUME

ACCESSORIES

AC01	22908541	OWNER'S MANUAL (USA)
AC01	22908308	OWNER'S MANUAL (CANADA)
AC01	22908311	OWNER'S MANUAL (AUSTRALIA)
AC02	20971653	ADAPTOR, 45RPM
AC03	22124806	CORD, ANTENNA

TOSHIBA CORPORATION
1-1, SHIBAURA 1-CHOME, MINATO-KU, TOKYO 105, JAPAN