*

TOYOTA
AUDIO COMPONENT SERVICE MANUAL

AM/FM MPX. RADIO WITH ELECTRONIC TUNER and CASSETTE TAPE PLAYER (Dolby* NR)

VEHICLE	DESTINATION	PRODUCED AFTER	TOYOTA PART No.	ID CODE	FUJITSU TEN MODEL No.
CELICA · COROLLA CAMRY · PREVIA	LATIN AMERICA	November 1990	86120-12730	17401	CE-2234TL1B
					CE-2234TM1B
COROLLA			86120-12720	17201	CE-2235TL1B
					CE-2235TM1B

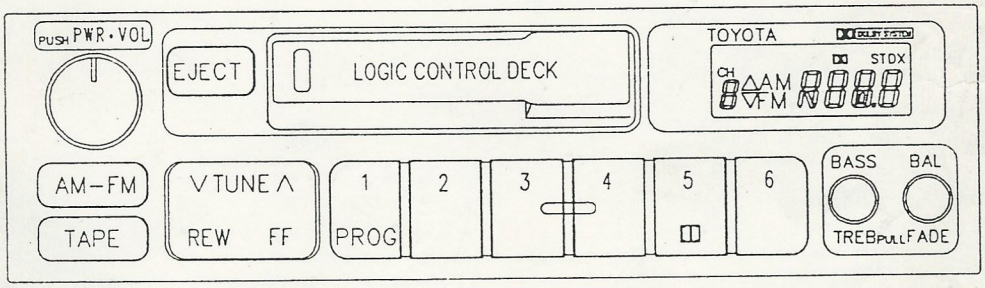

TABLE OF CONTENTS

	PAGE
COMPOSITIONS · PACKING VIEW · SPECIFICATIONS	2
CONNECTIONS · PLAYBACK HEAD ADJUSTMENT	3
EXPLODED VIEW (MDK-80-26/S)	4
DOLBY NR LEVEL ALIGNMENT	4
SCHEMATIC	5, 6
WIRING ON PC BOARD · EXPLODED VIEW	7 – 9
REPLACEMENT PARTS LIST	10 – 14

*Dolby noise reduction manufactured under license from Dolby Laboratories Licensing Corporation.
"DOLBY" and the double-D symbol are trademarks of Dolby Laboratories Licensing Corporation.

Manufactured for TOYOTA

by *FUJITSU TEN LIMITED*

PUB. NO. **SM-743**

COMPOSITIONS

Packing No.	ITEM	Stock No.		Q'ty
		CE-2234TM1B	CE-2235TM1B	
①	Main unit	CE-2234B	CE-2235B	1
②	Poly form	RN-MZB-1712		1
③	Case	RN-MZF-5376		1

PACKING VIEW

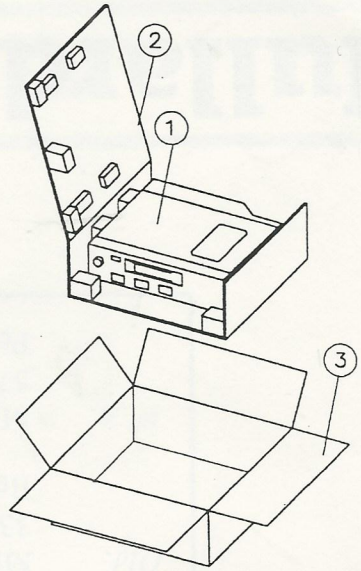

Fig. 1

SPECIFICATIONS

MAIN UNIT

(RADIO SECTION)	AM	FM
TUNING RANGE	531 to 1602 kHz	87.9 to 108.0 MHz
SENSITIVITY	34 dB or better	16 dB or better (Stereo)
A G C	55 ± dB or better	
LIMITING SENSITIVITY		5 ± 5 dB (98.1MHz, 107.9 MHz)
SEPARATION		25 dB or better
SENSITIVITY AT ELECTRONIC TUNING	Distant: 30 ± 5 dB Local: Distant plus 20 ± 5 dB	Distant: 22 ± 6 dB Local: Distant plus 25 ± 6 dB
SIGNAL TO NOISE RATIO	21 dB or better (35 dBμ input)	46 dB or better (54 dBμ input) Stereo: 30 dB or better (54 dBμ input)

(CASSETTE DECK SECTION)

NUMBER OF TRACKS 4-track 2-channel
TAPE SPEED ..... 4.76cm/sec. (1-7/8", i.p.s.)
WOW & FLUTTER ..... 0.2% or better (RMS)
CROSSTALK ..... 40 dB or better
SEPARATION ..... 30 dB or better

FREQUENCY RESPONSE

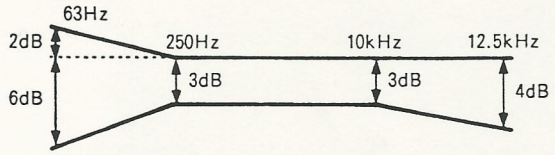

DOLBY PROCESSOR FREQUENCY RESPONSE

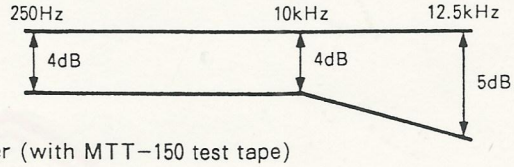

SIGNAL TO NOISE RATIO ..... 48 dB or better (with MTT-150 test tape)
TAKE-UP TORQUE ..... 50 to 73 g-cm

(COMMON SECTION)

POWER OUTPUT (MAX.) ..... 7 watts × 4 or better
SPEAKER IMPEDANCE ..... 4 ohms
POWER INPUT ..... 12-volt car battery, negative terminal to ground
Voltage ..... 13.2 VDC
Current ..... Approx. 1.8 amperes (0.5 watts×4), MAX. 6 ± 1.2 amperes
DIMENSIONS ..... 178(W)×50(H)×160(D)mm (7-13/32", 2-9/32", 6-29/32")
WEIGHT ..... Unit-1.4 kg (3.1 lbs.)

NOTES: Unless otherwise noted specification is measured with balance and fader control at center.

CONNECTION

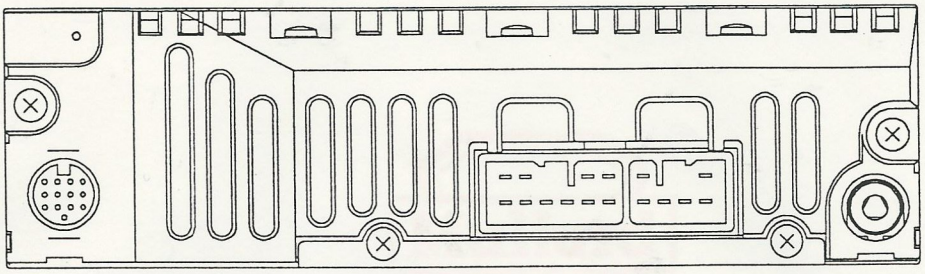

(PIN VIEW)

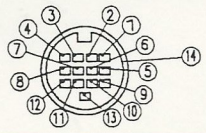

1	N.C
2	R in
3	N.C
4	L in
5	GND
6	CD PLAY
7	ACC +B
8	N.C.
9	ILL −
10	B.U.
11	ILL +B
12	N.C.
13	N.C
14	GND

(PIN VIEW)

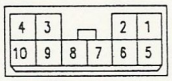

1	FR +
2	FL +
3	ACC+B
4	B.U. (TO BATTERY)
5	FR −
6	FL −
7	GND
8	ANT +B
9	AMP +B
10	ILL +B

(PIN VIEW)

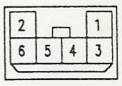

1	RR +
2	RL +
3	RR −
4	N.C.
5	ILL −
6	RL −

Fig. 2

PLAYBACK HEAD ADJUSTMENT (Azimuth)

Normally the playback head is precisely aligned at the factory and further adjustment should not be required unless the playback head or its mounting components are replaced. Beware of excessive adjustment. because improper adjustment results in inferior performance. If the azimuth is unnecessarily varied, the angle gets out of order, which cause lowering of tonal quality. Carefully adjust the azimuth adjust screw as shown in Fig. 3

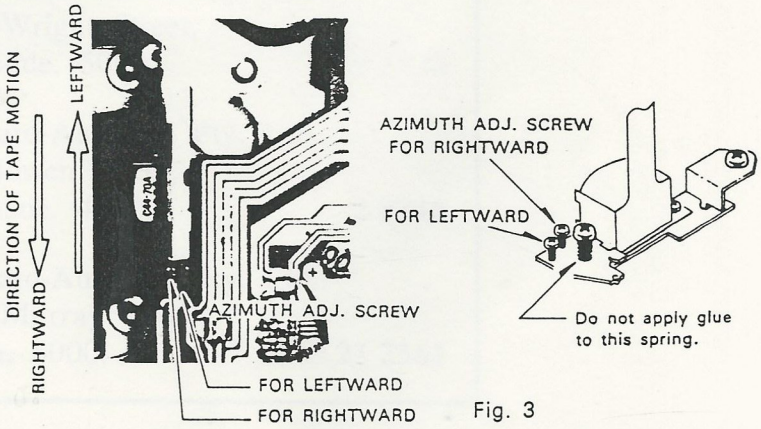

Fig. 3

a. Power supply : 13.2 VDC

b. Test tape : MTT-114N (10 kHz, −10 dB Full track recording)

Alignment Prodedure

Check the direction of tapemotion and adjust the checked direction head azimuth to obtain as maximum output sound as possible. (Adjust both directions.)

After adjustment apply glue to azimuth adjustment screws to prevent loosening.

EXPLODED VIEW (CASSETTE DECK) MDK-80-26/S

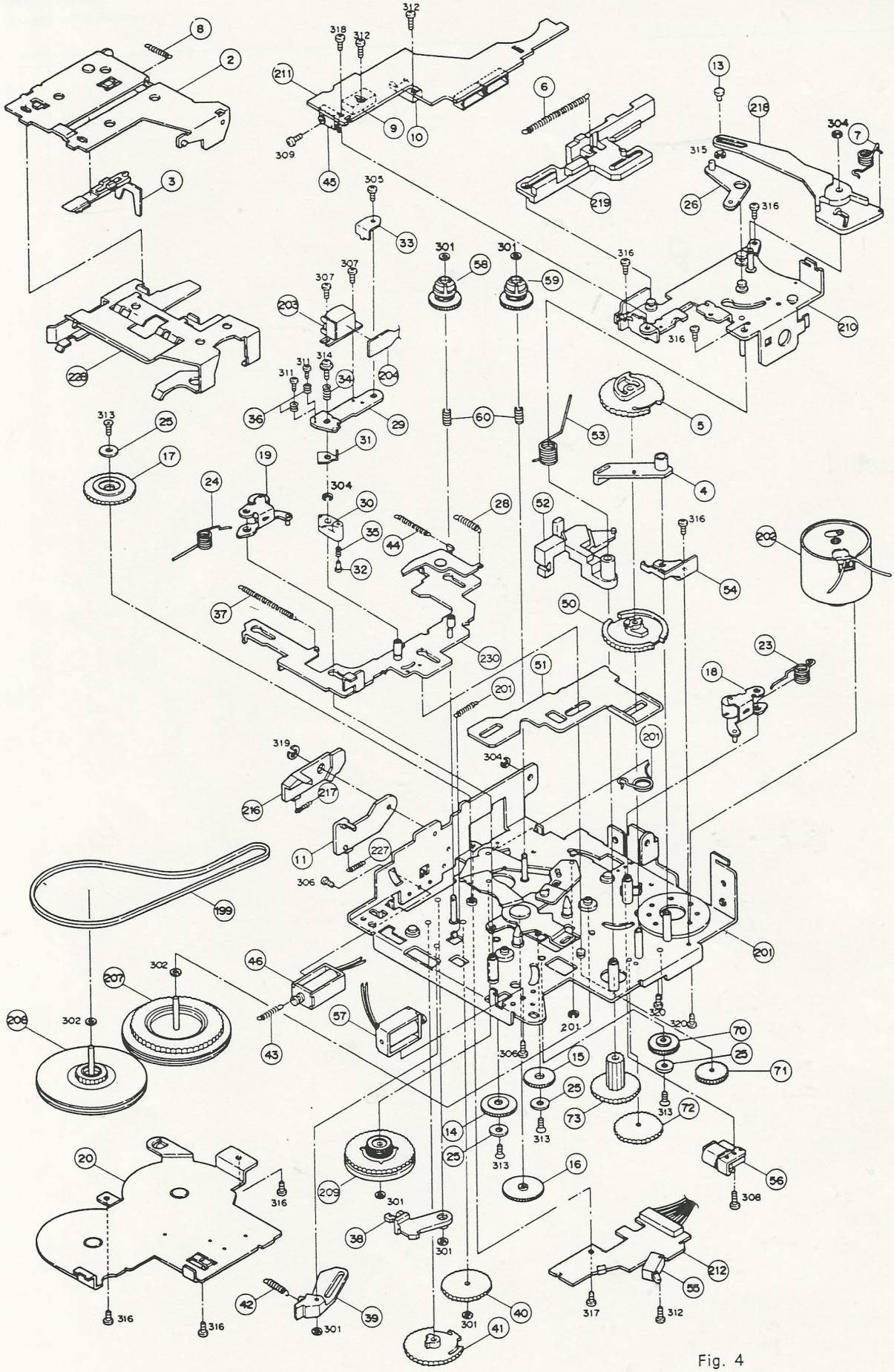

Fig. 4

DOLBY NR LEVEL ALIGNMENT

NOTES: 1. Always use the test tape (MTT-150) for alignment.
2. In alignment of Dolby N.R. circuit, only gain adjustment is required.
3. Make sure that Dolby level falls with in the Dolby standards, when parts in the head or Dolby N.R. circuit being exchanged
4. Always use the parts listed in the parts list for Dolby circuit.

(1) Connections

a VTVM ····· ····Hot side TP 1 or TP 2 Cold side chassis

b Test tape ·····MTT-150 (400 Hz, 0 dB full track recording)

c Power supply ·····13.2 VDC d. Dolby N.R. (DD) switch·····OFF

(2) Alignments (Refer to Fig. 5 for ADJUSTMENT POINTS.)

STEP	ADJUSTMENT POINT	PROCEDURE
1	RV108	Adjust to get 388 mV (± 1 dB) output of left channel with a volt meter
2	RV109	Adjust to get 388 mV (± 1 dB) output of right channel with a volt meter.
3	———	Make sure that the output of left channel is equal to that of right channel, by using a volt meter.

NOTE: Adjust to get equal output of right and left channels in either track.

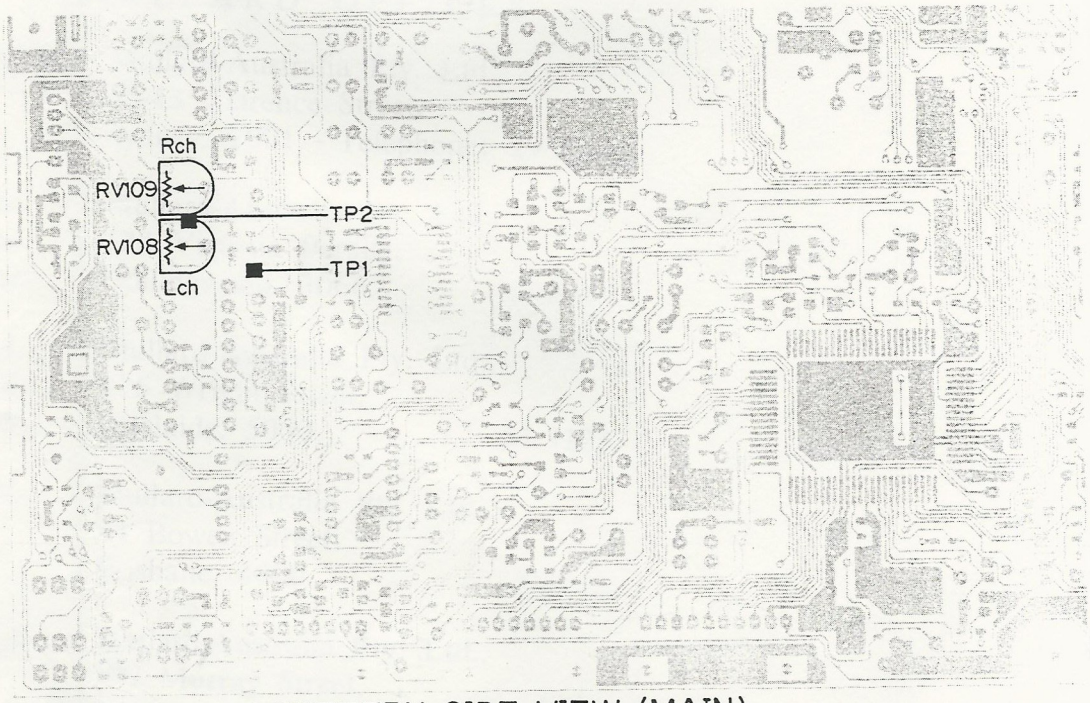

PATTERN SIDE VIEW (MAIN)

Fig. 5

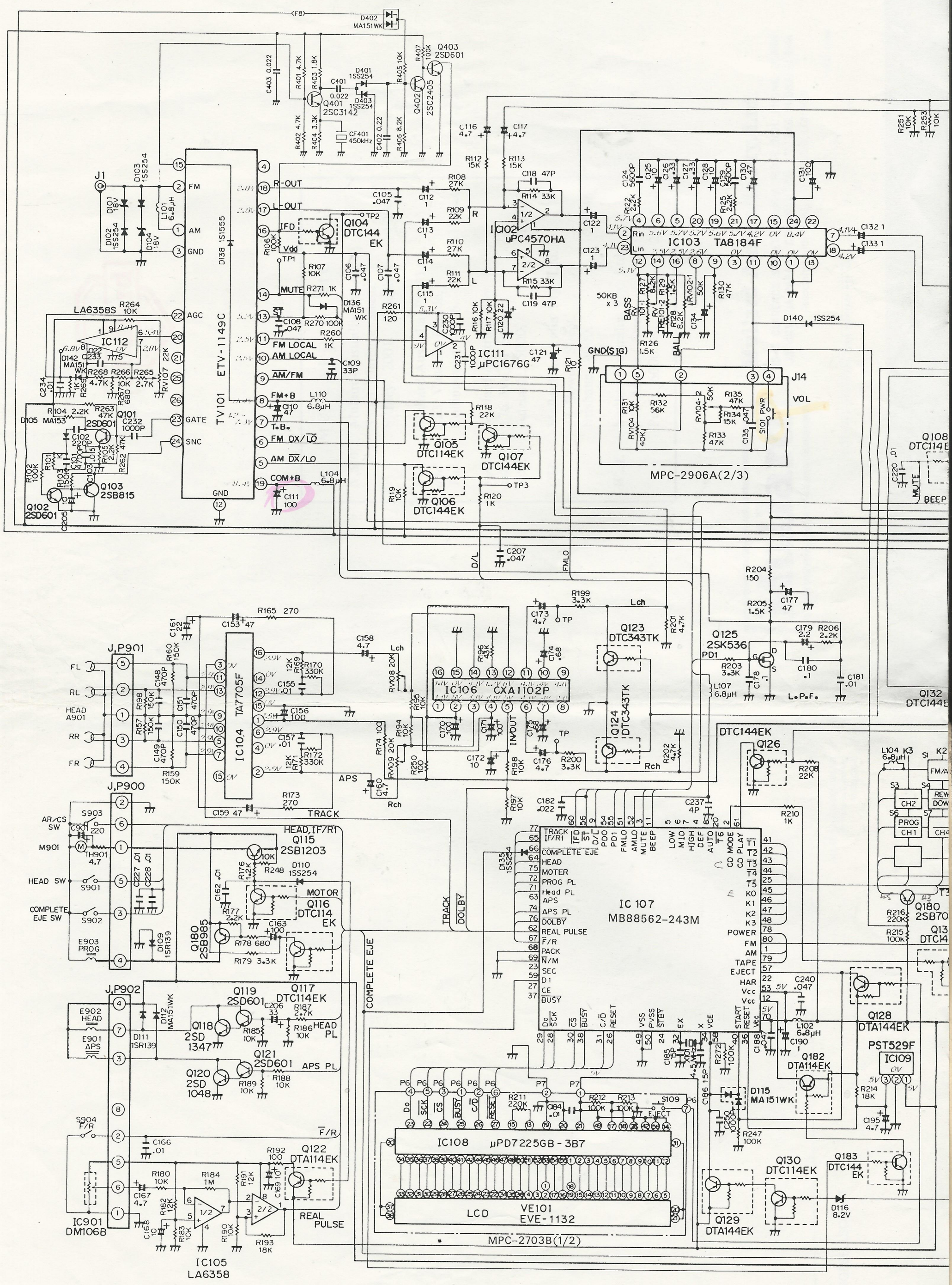

Fig. 6

NOTES: 1. All capacitance in Micro farad, $P=10^{-12}$ 2. All resistance in ohm, $K=10^{3}$,
3. DC voltages against the chassis measured with 10M ohms digital volt meter, power supply set at +13.2 VDC, no signal input.

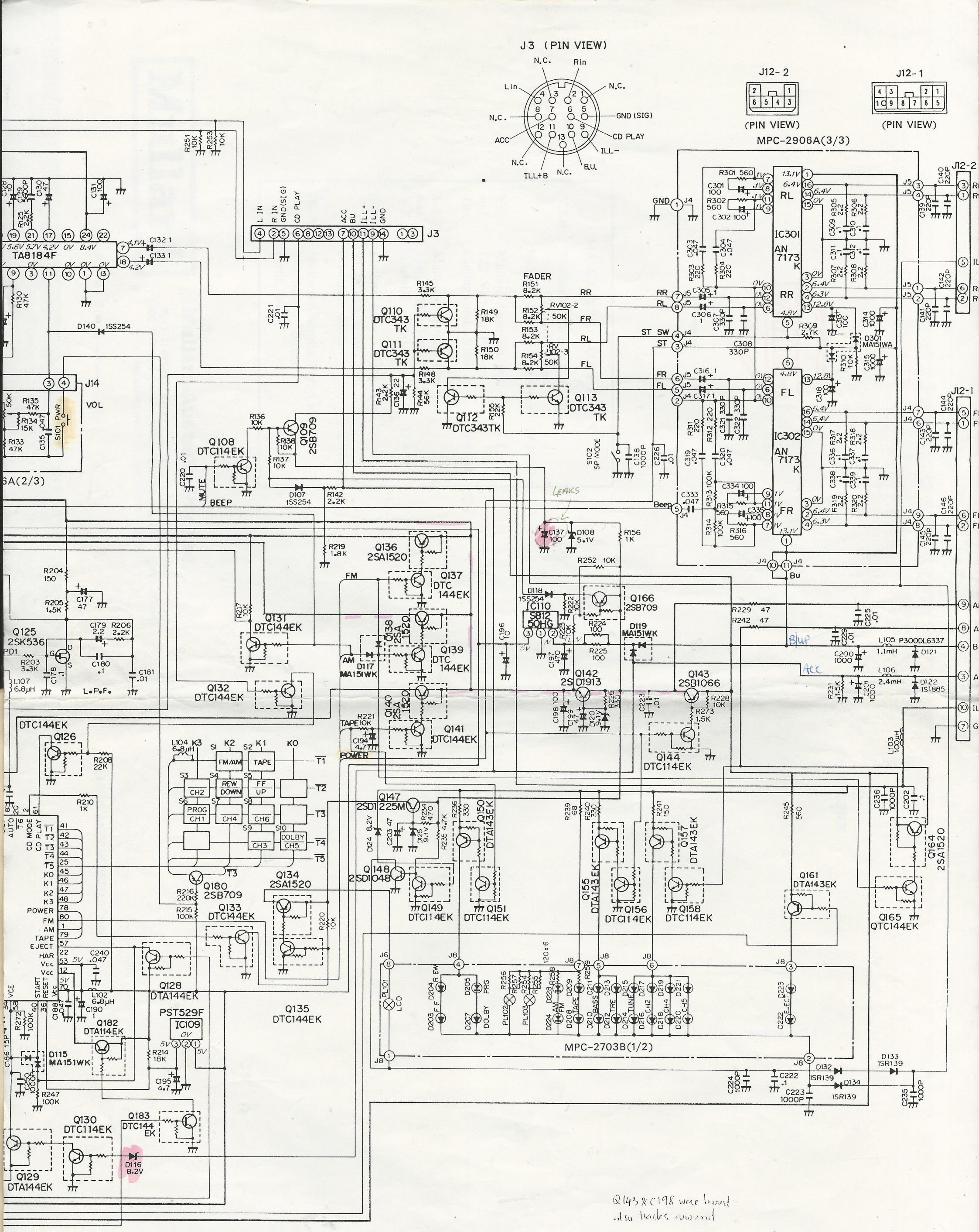

Q143 & C198 were burnt also tracks around

Fig. 6

no signal input.

NO GO/TURN ON!
CHECK for B+ @ D116
IF NONE - LOOK for corroded trax FORWARD RIGHT of D119.
REPLACE C 137

TURN ON - NO LCD LAMP - NO SEEK STOP.
CHECK Q143 o/c

NO AM/FM - CHECK for 8V+ to Pin 19 of tuner - if none CHECK C of Q138, if there then link to L104 as TRACK WILL BE CORRODED!

WIRING ON PC BOARDS

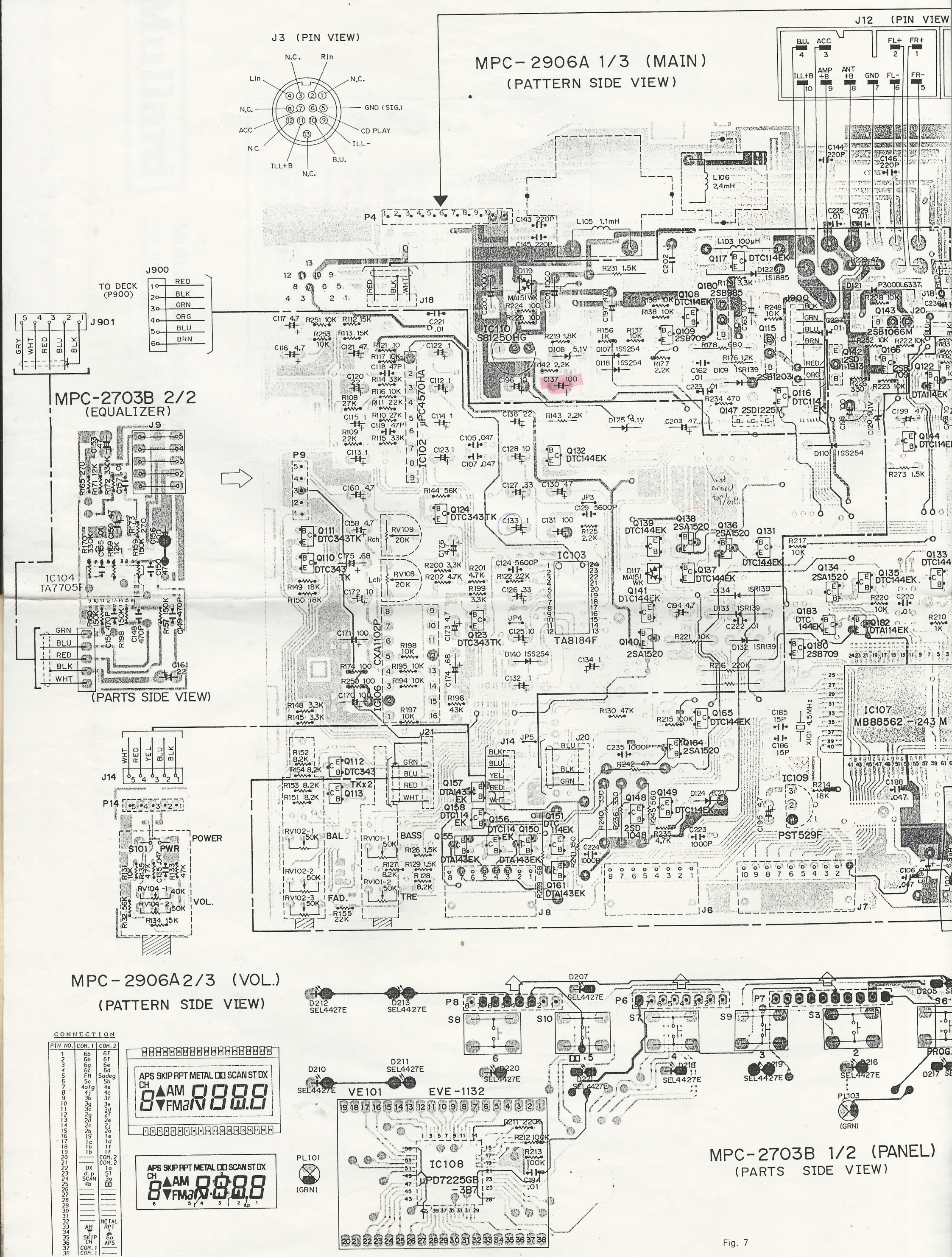

Fig. 7

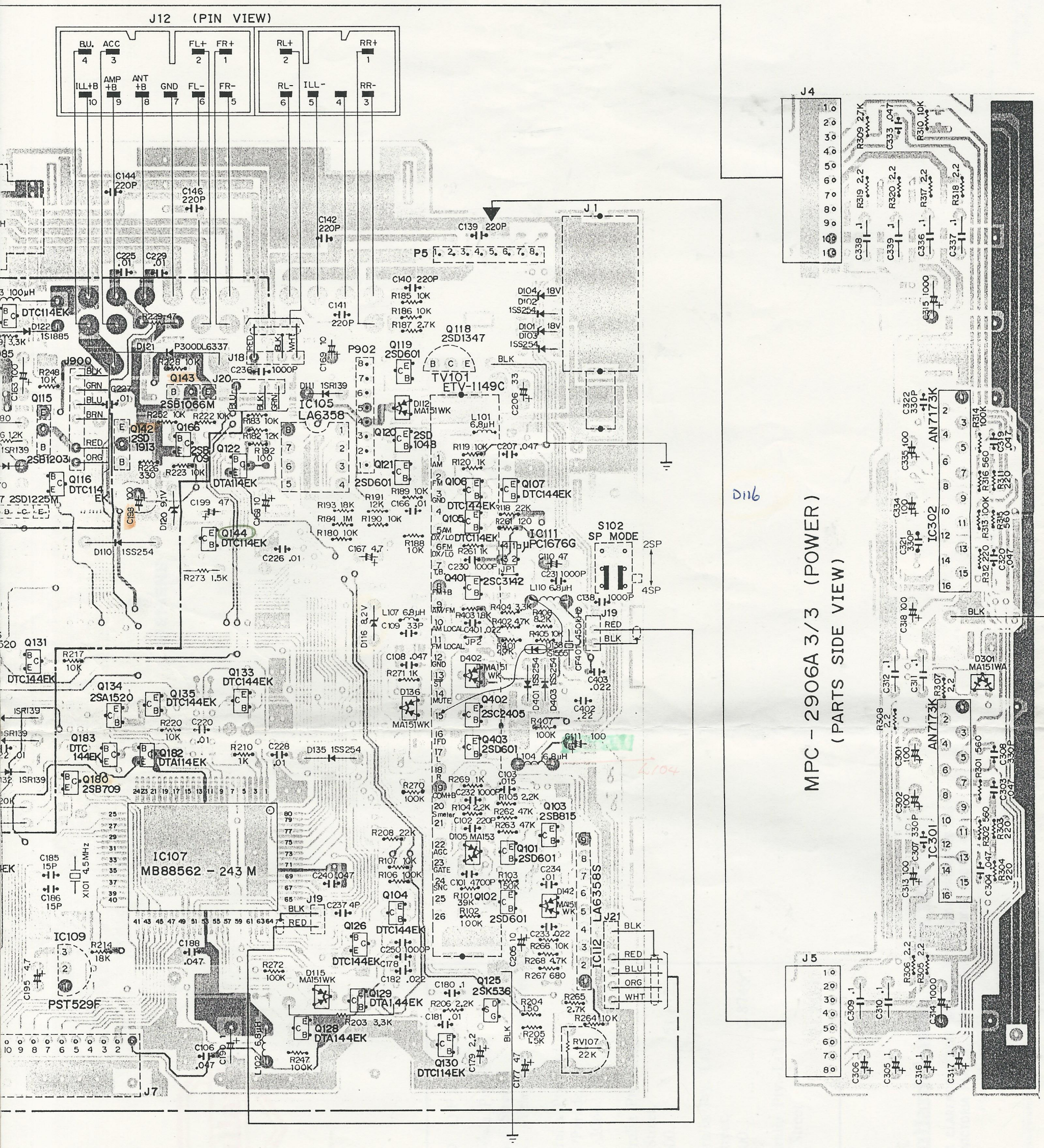

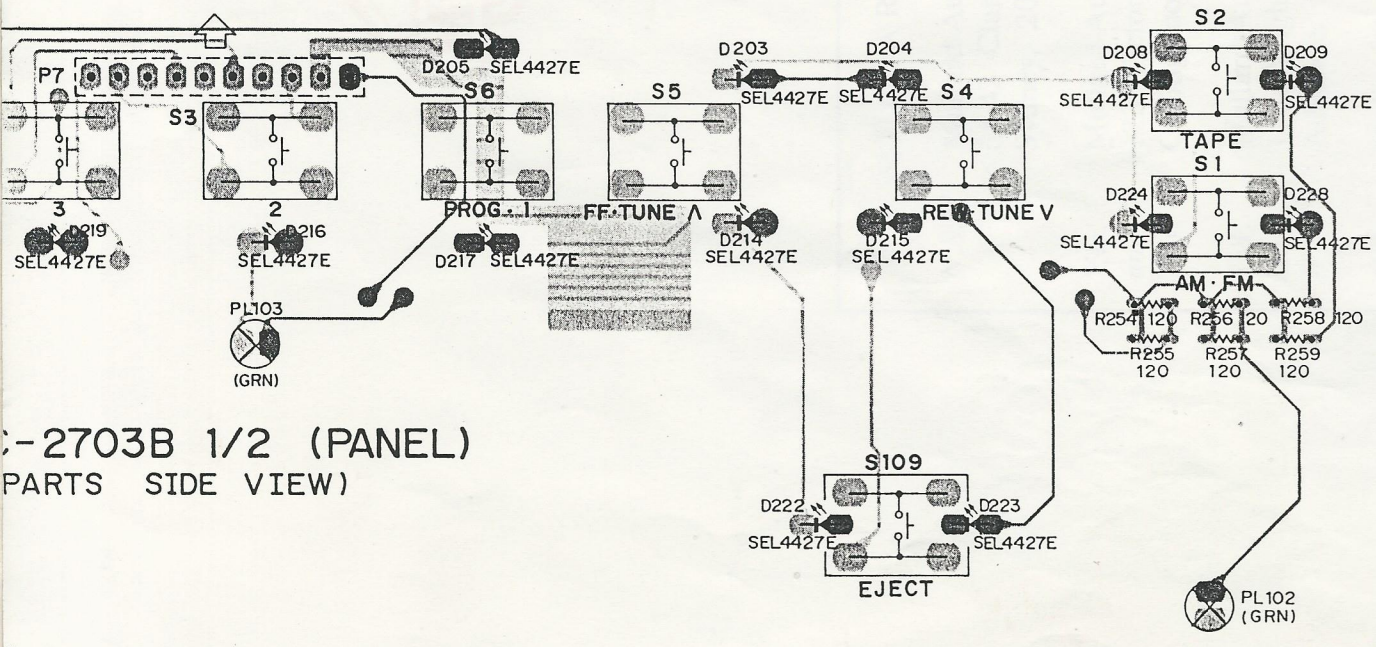

C-2703B 1/2 (PANEL)
(PARTS SIDE VIEW)

WIRING ON PC BOARD (MDK-80-26/S)

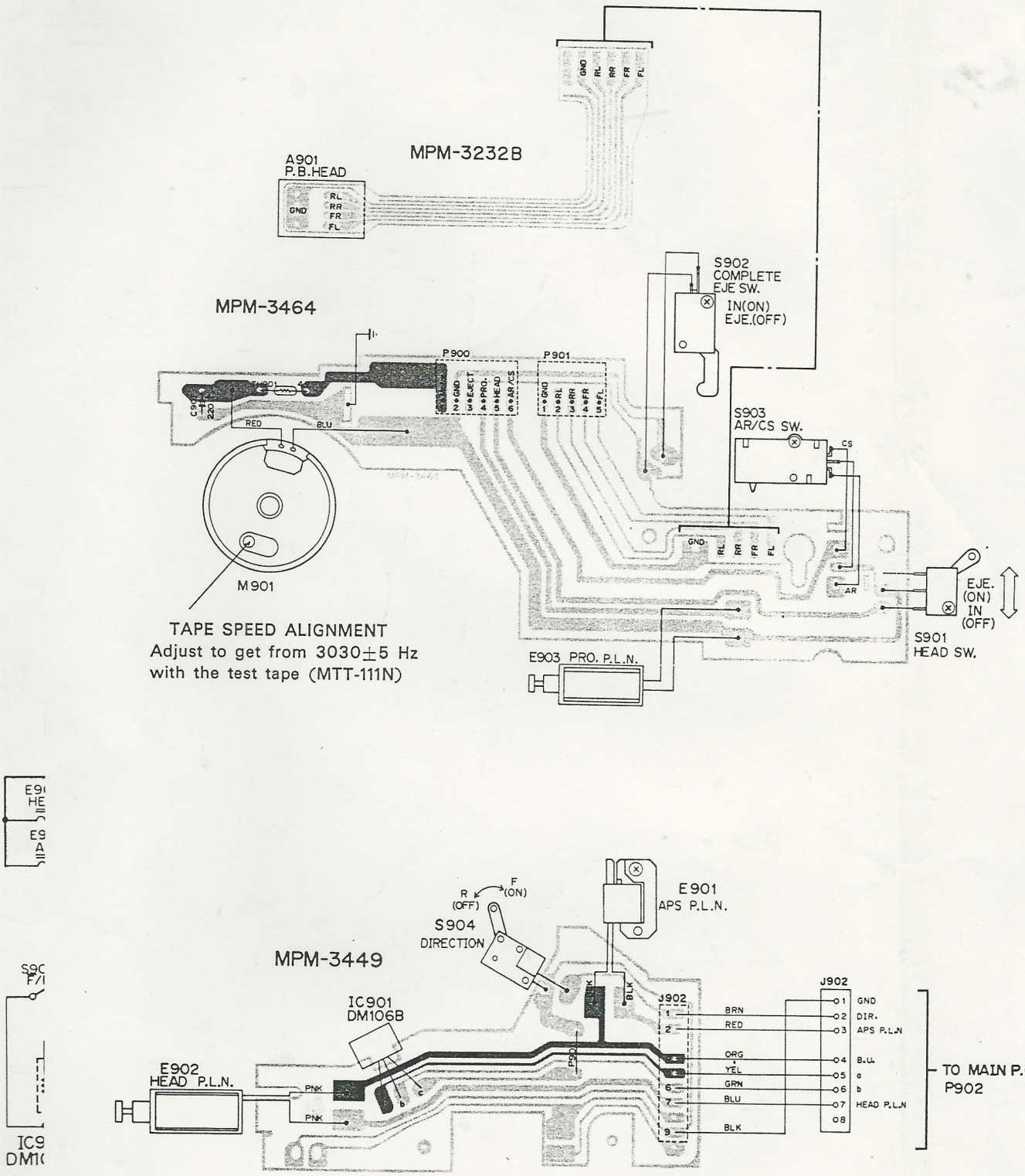

Fig. 8

EXPLODED VIEW

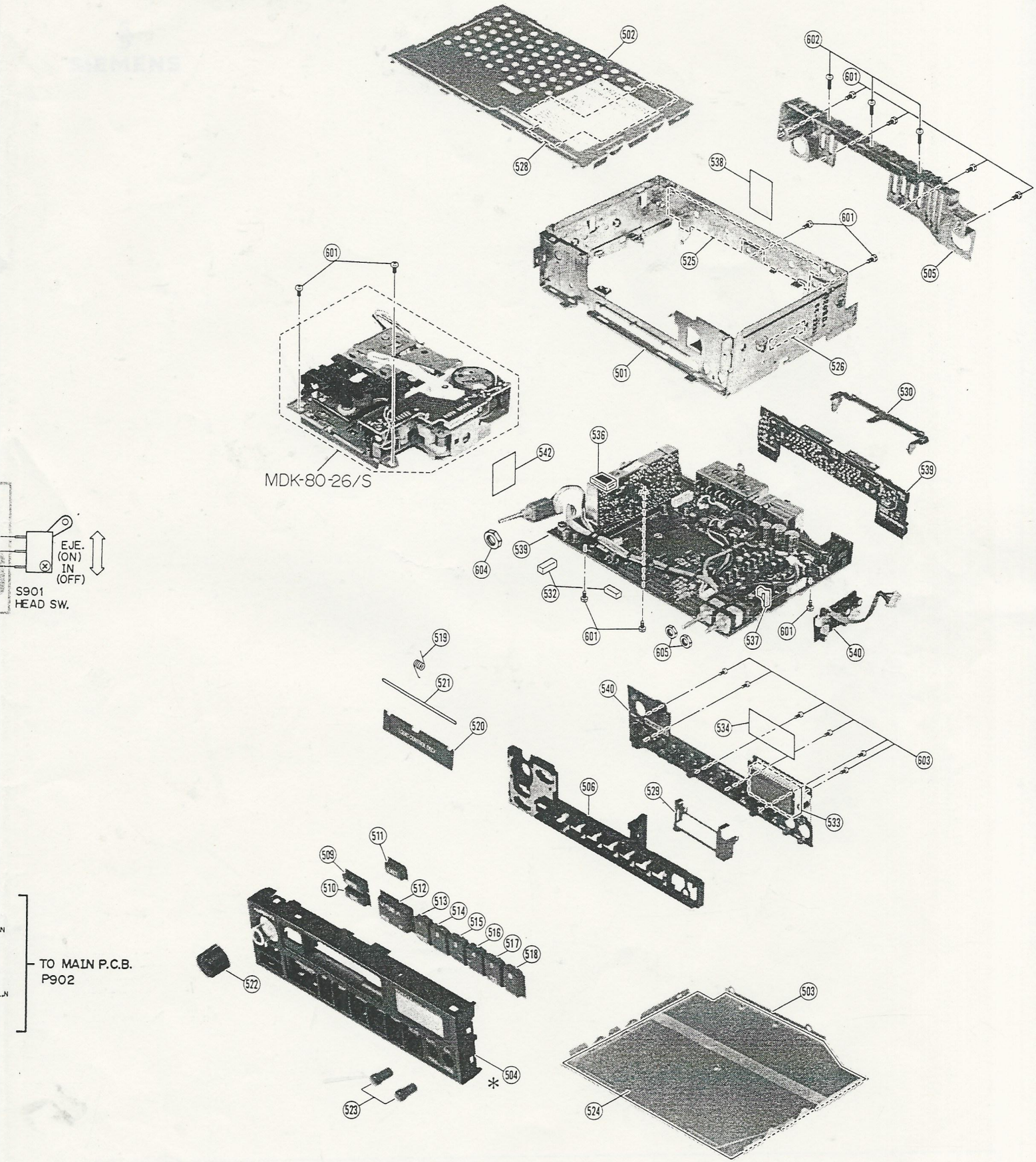

Fig. 9

NOTES: 1. Printed circuit board does not include component parts to be mounted.

2. Stock No. of ⁎-marked parts are different from model to model.

REPLACEMENT PARTS LIST

Note:Main replacement parts are marked O in the remarks column.

Symbol. No.	Stock No.	Parts name	Description Chip: (C)	Remark
CAPACITORS			Unit: μF, P = pF, F = F	
C101	RN-ECK-C2B682MYHPB/Y	Ceramic	6800p 50 V (C)	
C102	RN-ECC-2SL331JYHPB/Y	Ceramic	330 p 50 V	
C103	RN-ECK-C2B153MYHPB/Y	Ceramic	.015 50 V (C)	
C105, 107, 108 135, 181, 188 191, 207, 209 210, 220, 222 223, 226	RN-ECK-C2B473MYHPB/Y	Ceramic	.047 50 V (C)	
C106, 303, 304 319, 320, 333	RN-ECK-C2B473MYHPB/Y	Ceramic	.047 50 V (C)	
C109	RN-ECC-C2SL330JYHPB/Y	Ceramic	33 p 50 V (C)	
C110, 177	RN-ECE-M470V10-10	Electrolytic	47 10 V	
C111, 137, 156 170, 171, 198	RN-ECE-M101V10-901	Electrolytic	100 10 V	
C112, 113, 114 115, 122, 123 132, 134, 316 317	RN-ECE-M1R0V50-12	Electrolytic	1 50 V	
C116, 117	RN-ECE-M4R7V25-7	Electrolytic	4.7 25 V	
C118, 119	RN-ECC-C2SL470JYHPB/Y	Ceramic	47 p 50 V (C)	
C120, 161	RN-ECE-M220V16-11	Electrolytic	22 16 V	
C121	RN-ECE-M470V10-18	Electrolytic	47 10 V	
C124, 129	RN-ECK-C2B562MYHPB/Y	Ceramic	5600p 50 V (C)	
C125, 168	RN-ECE-M100V16-10	Electrolytic	10 16 V	
C126	RN-ECE-MR33V50-5	Electrolytic	.33 50 V	
C127	RN-ECE-MR33V50-8	Electrolytic	.33 50 V	
C128, 131, 169 172, 196, 205	RN-ECE-M100V16-15	Electrolytic	10 16 V	
C130, 206	RN-ECE-M330V10-11	Electrolytic	33 10 V	
C133, 190	RN-ECE-M1R0V50-8	Electrolytic	1 50 V	
C136	RN-ECE-M100V16-11	Electrolytic	10 16 V	
C138, 166, 178 224, 230, 231 232, 235, 236 250	RN-ECK-C2B102MYHPB/Y	Ceramic	1000p 50 V (C)	
C139, 140, 141 142, 143, 144 145, 146, 225 229	RN-ECC-C2SL221JYHPB/Y	Ceramic	220 p 50 V (C)	
C148, 149, 150 151	RN-ECC-C2SL471JYHPB/Y	Ceramic	470 p 50 V (C)	
C153, 159	RN-ECE-M470V10-18	Electrolytic	47 10 V	
C155, 157, 184	RN-ECK-C2B103KYHPB/Y	Ceramic	.01 50 V (C)	
C158, 160, 167 173, 179, 195	RN-ECE-M4R7V25-11	Electrolytic	4.7 25 V	
C162, 221, 223 227, 228, 234	RN-ECK-C2B103MYHPB/Y	Ceramic	.01 50 V (C)	
C163	RN-ECE-M101V16-902	Electrolytic	100 16 V	
C174, 175	RN-ECE-MR68V50-304	Electrolytic	.68 50 V	
C176, 194	RN-ECE-M4R7V25-9	Electrolytic	4.7 25 V	
C180	RN-ECK-C2F104ZYEPB/Y	Ceramic	.1 25 V (C)	
C182, 233	RN-ECK-C2B223MYHPB/Y	Ceramic	.022 50 V (C)	
C185, 186	RN-ECC-C2CH150JYHPB/Y	Ceramic	15 p 50 V (C)	
C197, 200	RN-ECE-M471V16-301	Electrolytic	470 16 V	
C199, 203	RN-ECE-M470V16-11	Electrolytic	47 16 V	
C201, 314, 315	RN-ECE-M102V16-301	Electrolytic	1000 16 V	
C202	RN-ECH-R104V50-2	M.P.	.1 50 V	
C237	RN-ECC-C2SL040JYHPB/Y	Ceramic	4 p 50 V (C)	
C301, 302, 334 335	RN-ECE-M101V10-613	Electrolytic	100 10 V	
C305, 306	RN-ECE-M1R0V50-8	Electrolytic	1 50 V	
C307, 308, 321 322	RN-ECC-C2SL331JYHPB/Y	Ceramic	330 p 50 V (C)	
C309, 310, 311 312, 336, 337 338, 339	RN-ECH-R104V50-4	M.P.	.1 50 V	
C313, 318	RN-ECE-M101V16-19	Electrolytic	100 16 V	
C401	RN-ECK-C2B223KYHPB/Y	Ceramic	.022 50 V (C)	
C402	RN-ECK-CF1E224Z-1/TY	Ceramic	.22 25 V (C)	
C403	RN-ECK-C2B473MYEPB/Y	Ceramic	.047 25 V (C)	
RESISTORS			Unit: ohm, K = kohm	
R101, 132, 144	RN-ERG-I2B563JR-1/Y	Metallic	56 K 5% 1/10W (C)	
R102, 106, 212 213, 215, 247 313, 314, 407	RN-ERG-I2B104JR-1/Y	Metallic	100K 5% 1/10W (C)	
R103	RN-ERG-I2B823JR-1/Y	Metallic	82 K 5% 1/10W (C)	
R104, 105, 122 125, 142, 143 177, 206	RN-ERG-I2B222JR-1/Y	Metallic	2.2K 5% 1/10W (C)	
R107, 116, 117 119, 131, 136 137, 138, 180 183, 185, 186 188, 189	RN-ERG-I2B103JR-1/Y	Metallic	10 K 5% 1/10W (C)	
R108, 110, 406	RN-ERG-I2B273JR-1/Y	Metallic	27 K 5% 1/10W (C)	
R109, 111, 118 155, 208	RN-ERG-I2B223JR-1/Y	Metallic	22 K 5% 1/10W (C)	
R112	RN-ERD-AC153J-11	Carbon	15 K 5% 1/8W	
R113, 134, 228	RN-ERG-I2B153JR-1/Y	Metallic	15 K 5% 1/10W (C)	
R114, 135	RN-ERG-I2B333JR-1/Y	Metallic	33 K 5% 1/10W (C)	
R120, 156, 269	RN-ERD-AC102J-11	Carbon	1 K 5% 1/8W	
R121	RN-ERD-AC100J-11	Carbon	10 5% 1/8W	
R126, 127	RN-ERG-I2B822JR-1/Y	Metallic	8.2K 5% 1/10W (C)	
R128, 129, 205	RN-ERG-I2B152JR-1/Y	Metallic	1.5K 5% 1/10W (C)	
R130, 133, 135 262, 263	RN-ERG-I2B473JR-1/Y	Metallic	47 K 5% 1/10W (C)	
R145, 148, 179	RN-ERG-I2B332JR-1/Y	Metallic	3.3K 5% 1/10W (C)	

Symbol. No.	Stock No.	Parts name	Description Chip: (C)	Remark
404	RN-ERG-I2B332JR-1/Y	Metallic	3.3K 5% 1/10W (C)	
R149,150,193	RN-ERG-I2B183JR-1/Y	Metallic	18 K 5% 1/10W (C)	
214				
R151,152,153	RN-ERD-AC822J-11	Carbon	8.2K 5% 1/8W	
154				
R157,159,160	RN-ERG-I2B154JR-1/Y	Metallic	150K 5% 1/10W (C)	
R165,173	RN-ERG-I2B271JR-1/Y	Metallic	270 5% 1/10W (C)	
R169,171,182	RN-ERG-I2B123JR-1/Y	Metallic	12 K 5% 1/10W (C)	
R170,172	RN-ERG-I2B334JR-1/Y	Metallic	330K 5% 1/10W (C)	
R174,194,224	RN-ERG-I2B101JR-1/Y	Metallic	100 5% 1/10W (C)	
225				
R176	RN-ERD-AC122J-11	Carbon	1.2K 5% 1/8W	
R178	RN-ERD-AF681J-11	Carbon	680 5% 1/2W	
R184	RN-ERG-I2B105JR-1/Y	Metallic	1 M 5% 1/10W (C)	
R187	RN-ERD-AC272J-11	Carbon	2.7K 5% 1/8W	
R190,194,195	RN-ERG-I2B103JR-1/Y	Metallic	10 K 5% 1/10W (C)	
197,198,217				
220,222,223				
248,251,252				
264,266,405				
R196	RN-ERG-I2B433JR-1/Y	Metallic	43 K 5% 1/10W (C)	
R199,200,203	RN-ERD-AC332J-11	Carbon	3.3K 5% 1/8W	
R201,202,235	RN-ERG-I2B472JR-1/Y	Metallic	4.7K 5% 1/10W (C)	
268,401,402				
R204	RN-ERG-I2B151JR-1/Y	Metallic	150 5% 1/10W (C)	
R210,260	RN-ERG-I2B102JR-1/Y	Metallic	1 K 5% 1/10W (C)	
R211,216	RN-ERG-I2B224JR-1/Y	Metallic	220K 5% 1/10W (C)	
R219,403	RN-ERG-I2B182JR-1/Y	Metallic	1.8K 5% 1/10W (C)	
R221,253	RN-ERD-AC103J-11	Carbon	10 K 5% 1/8W	
R226	RN-ERG-I2B331JR-1/Y	Metallic	330 5% 1/10W (C)	
R229	RN-ERD-AC470J-11	Carbon	47 5% 1/8W	
R231	RN-ERD-AC152J-11	Carbon	1.5K 5% 1/8W	
R234	RN-ERG-I2B471JR-1/Y	Metallic	470 5% 1/10W (C)	
R236,240	RN-ERD-AF331J-1	Carbon	330 5% 1/2W	
R239	RN-ERG-AG680J-1	Metallic	68 5% 1W	
R241	RN-ERG-AG151J-1	Metallic	150 5% 1W	
R242	RN-ERD-AF470J-1	Carbon	47 5% 1/2W	
R245	RN-ERD-AE561JB	Carbon	560 5% 1/4W	
R254,255,256	RN-ERG-I2B121JR-1/Y	Metallic	120 5% 1/10W (C)	
257,258,259				
261				
R265,309	RN-ERG-I2B272JR-1/Y	Metallic	2.7K 5% 1/10W (C)	
R267	RN-ERG-I2B681JR-1/Y	Metallic	680 5% 1/10W (C)	
R301,302,315	RN-ERG-I2B561JR-1/Y	Metallic	560 5% 1/10W (C)	
316				
R303,304,311	RN-ERG-I2B221JR-1/Y	Metallic	220 5% 1/10W (C)	
312				
R305,306,307	RN-ERG-I2B2R2JR-1/Y	Metallic	2.2 5% 1/10W (C)	
308,317,318				
319,320				
RV101	RN-ERV-1N2-1028A	Variable	50Kx2 BASS/TRE	○

Symbol. No.	Stock No.	Parts name	Description Chip: (C)	Remark
RV102	RN-ERV-1N3-1010	Variable	50Kx3 FAD/BAL	○
RV104(S101)	RN-ERV-1P2-1008	Variable	50K,40K VOL/PWR SW	○
RV107,108,109	RN-ERV-0N1-229	Variable	20K DOLBY	
SEMICONDUCTORS				
D101,104	RN-EDT-RD180BSB	Zener diode	18V	○
D102,103,107	RN-EDS-1SS254	Silicon diode		○
110,118,137				
140				
D105,401,402	RN-EDS-MA153/TY	Silicon diode	Mark:MC (C)	○
D108	RN-EDT-RD5R1BSB	Zener diode	5.1V	○
D109,111,132	RN-EDS-1SR139-100	Silicon diode		○
133,134,141				
D112,115,117	RN-EDS-MA151WK/TY	Silicon diode	Mark:MT (C)	○
119,142				
D116,124	RN-EDT-RD8R2BSB	Zener diode	8.2V	○
D120,125	RN-EDT-RD9R1BSB	Zener diode	9.1V	○
D121	RN-EDS-P300DL6337	Silicon diode		○
D122	RN-EDS-1S1885	Silicon diode		○
D136	RN-EDS-1SS1555	Silicon diode		○
D203,204,205	RN-EDP-MPG4828K	LED	GRN	○
207,210-221				
D208,209,222	RN-EDP-MPG4828K-R-271	LED	GRN	○
223,224,228				
IC102	RN-EIC-UPC4570HA	Linear-monolithic IC	MIX.AMP.	○
IC103	RN-EIC-TA8184F	Linear-monolithic IC	Electronic VOL. $14.00	○
IC104	RN-EIC-TA7705F/TY	Linear-monolithic IC	EQ.AMP.	○
IC105	RN-EIC-LA6358	Linear-monolithic IC	OP.AMP.	○
IC106	RN-EIC-CXA1102P	Linear-monolithic IC	DOLBY	○
IC107	RN-EIM-MB88562-243M	Digital-monolithic IC	Controller	○
IC108	RN-EID-UPD7225GB-3B7	Digital-monolithic IC	LCD driver	○
IC109	RN-EIC-PST529F	Linear-monolithic IC	Rsete	○
IC110	RN-EIC-S81250HG	Linear-monolithic IC	V.REG.(5V)	○
IC111	RN-EIC-UPC1676G/TY	Linear-monolithic IC	OP.AMP.	○
IC112	RN-EIC-LA6358	Linear-monolithic IC	OP.AMP.	○
IC301,302	RN-EIC-AN7173K-LD	Linear-monolithic IC	POWER AMP.	○
Q101,102,119	RN-EVS-2SD601-QRS/TY	Silicon transistor	Mark:YQ,YR,YS (C)	○
121,403				
Q103	RN-EVS-2SB815-67/TY	Silicon transistor	Mark:B6,B7 (C)	○
Q105,108,116	RN-EVS-DTC114EK/TY	Silicon transistor	Mark:24 (C)	○
117,130,144				
156,158				
Q106,107,126	RN-EVS-DTC144EK/TY	Silicon transistor	Mark:26 (C)	○
131,132,133				
135,137,139				
141,149,151				
165,183				
Q109,166,181	RN-EVS-2SB709-QRS/TY	Silicon transistor	Mark:AQ,AR,AS (C)	○
Q110,111,112	RN-EVS-DTC343TK/TY	Silicon transistor	Mark:H03 (C)	○
113,123,124				

Symbol. No.	Stock No.	Parts name	Description Chip:(C)	Remark
Q115	RN-EVS-2SB1203-ST	Silicon transistor		○
Q118	RN-EVS-2SD1347-TU	Silicon transistor		○
Q120,148	RN-EVS-2SD1048-678/TY	Silicon transistor	Mark:X6,X7,X8 (C)	○
Q122,129,182	RN-EVS-DTA114EK/TY	Silicon transistor	Mark:14 (C)	○
Q125	RN-EVF-2SK536/TY	FET	Mark:BJ (C)	○
Q128	RN-EVS-DTA144EK/TY	Silicon transistor	Mark:16 (C)	○
Q134,136,138 140,164	RN-EVS-2SA1520/TY	Silicon transistor	Mark:NL (C)	○
Q142	RN-EVS-2SD1913-QRS	Silicon transistor		○
Q143	RN-EVS-2SB1066M-QRS	Silicon transistor		○
Q147	RN-EVS-2SD1225M-QR	Silicon transistor		○
Q150,155,157 161	RN-EVS-DTA143EK/TY	Silicon transistor	Mark:13 (C)	○
Q180	RN-EVS-2SB985-STU	Silicon transistor		○
Q401	RN-EVS-2SC3142-34/TY	Silicon transistor	Mark:J-3,J-4 (C)	○
Q402	RN-EVS-2SC2405-RST/TY	Silicon transistor	Mark:SR,SS,ST (C)	○
Q403	RN-EVS-2SD601-QRS/TY	Silicon transistor	Mark:YQ,YR,YS (C)	○
MISCELLANEOUS ELECTRICAL				
CF401	RN-EFC-A1-142	Ceramic filter	450kHz	
J1	RN-EJA-1003	Antenna receptacle		
J3	RN-EJZ-1337	Connector	DIN 13P	
J4	RN-EJU-4033-FBC11	Connector	11P	
J5,6,8	RN-EJU-4033-FBC08	Connector	8P	
J7	RN-EJU-4033-FBC10	Connector	10P	
J12	RN-EJZ-1328	Connector		
J14	RN-EWI-1845	Lead assembly	5P-5P	
J19	RN-EWI-2014	Lead assembly	3P-3P	
J20	RN-EWI-1946	Lead assembly	4P-4P	
J21	RN-EWI-1847A	Lead assembly	6P-6P	
J400	RN-EWI-2029	Lead assembly	with 5P	
J900	RN-EWI-1229A	Lead assembly	7P-6P	
J901	RN-EWI-1945	Lead assembly	6P-5P	
L101	RN-ELH-DE6R8-1/TY	Choke	6.8uH	
L102,104,108 110	RN-ELH-C6R8-LAL02NA	Choke	6.8uH	
L103	RN-ELH-C101-1046	Choke	100uH	
L105	RN-ELL-1083	Choke	1.1mH	
L106	RN-ELL-328	Choke	2.4mH	
P4	RN-EJU-4034-MAC11	Connector	11P	
P5	RN-EJU-4034-MAC08	Connector	8P	
P6,8	RN-EJU-4038-MAC08	Connector	8P	
P7	RN-EJU-4038-MAC10	Connector	10P	
P9	RN-EJU-S05V-1298	Connector	5P	
P13,15	RN-EJU-9067-MAB02	Connector	2P	
P14	RN-EJU-4006-MAW05	Connector	5P	
P16,17	RN-EJU-9067-MAB07	Connector	7P	
P400	RN-EJU-S05V-953	Connector	5P	
P902	RN-EJU-4006-MAW09	Connector	9P	

Symbol. No.	Stock No.	Parts name	Description Chip:(C)	Remark
PL101	RN-EPM-1467A	Lamp assembly	8V,70mA LCD	○
PL102,103	RN-EPM-1381A	Lamp assembly	5V,30mA POWER,DOOR	○○
S1,2,3,4,5,6 7,8,9,10,109	RN-ESB-1N1-1015	Push switch		○
S102	RN-ESS-22-1085	Slide switch	CH SP	○
TV101	RN-ETV-1149A	Front end	AM/FM	○
VE101	RN-EVE-1132	Liquid crystal element	LCD	○
X101	RN-EXD-1008	Crystal	4.5MHz	

Illus. No.	Stock No.	Parts name	Description	Q'ty	Remark
	MECHANICAL				
501	RN-MTD-1448A	Chassis	Main	1	
502	RN-MTD-1446A	Chassis	Top	1	
503	RN-MTD-1447	Chassis	Bottom	1	
* 504	RN-MDP-2546D	Escutcheon	only CE-2234B	1	○
* 504	RN-MDP-2547D	Escutcheon	only CE-2235B	1	○
505	RN-MRE-1282B	Heat-sink		1	
506	RN-MLC-1344	Douser		1	
509	RN-MYB-2628A	Button	AM·FM	1	○
510	RN-MYB-2629A	Button	TAPE	1	○
511	RN-MYB-2630A	Button	EJECT	1	○
512	RN-MYB-2632	Button	TUNE,REW·FF	1	○
513	RN-MYB-2633A	Button	1,PROG	1	○
514	RN-MYB-2648A	Button	2	1	○
515	RN-MYB-2649A	Button	3	1	○
516	RN-MYB-2650A	Button	4	1	○
517	RN-MYB-2637A	Button	5,DOLBY	1	○
518	RN-MYB-2638A	Button	6	1	○
519	RN-MSC-237B	Spring	For door	1	
520	RN-MCV-1923	Door	Door	1	
521	RN-MSI-1168	Pin	For door	1	
522	RN-MYN-1208	Knob	PWR·VOL	1	○
523	RN-MYC-1124	Knob	BASS·TRE,BAL·FAD	2	○
524	RN-MIP-1802	Insulater	Bottom	1	
525	RN-MIP-1803	Insulater	Rear	1	
526	RN-MIP-1804	Insulater	For front end	1	
528	RN-MIP-1801	Insulater	Top	1	
529	RN-MHE-2606	Holder	For LCD	1	
530	RN-MHE-2437A	Holder	For power IC	1	
531	RN-MHE-2641	Holder	For sub unit	1	
532	RN-MSE-1673	Spacer	PC board cushion	2	
533	RN-MSE-2048	Spacer	For LCD	1	
534	RN-MSE-2049	Spacer	For LCD	1	
535	RN-MSE-1566	Spacer	For sub unit	1	
536	RN-MSE-2120	Spacer	For sub unit	1	
537	RN-MSE-2783	Spacer	For front end	1	
538	RN-MSE-2804	Spacer	For front end	1	
☆539	———	PC board and parts	MAIN·POWER·VOL	1	
※540	RN-MPC-2703C	PC board	PANEL·EQUALIZER	1	
※541	RN-MPC-2894	PC board	SUB UNIT	1	
542	RN-MIP-1783	Insulater	deck R	1	
601	F6-SBD-3X6S	Screw	3x6mm	11	
602	F6-SBD-3X10S	Screw	3x10mm	3	
603	RN-MET-1457	Special screw	2x6mm	6	
604	RN-MEN-70	Special nut	7mm	1	
605	RN-MEN-1059	Special nut	6mm	2	

NOTE : 1.Specifications subject to change without prior notice.
2.It takes long time to supply some parts marked ☆ since we do not always have them in store.
In the worst case, we can't supply them for you.
3.※ marked PC board does not include component parts to be mounted.
4 *-marked parts are different from model to model.

CASSETTE DECK (MDK-80-26/S)

Illus. No.	Stock No.	Parts name	Description	Q'ty	Remark
	MECHANICAL				
2	RN-MHE-1604L	Holder	Elevator for 1	1	
3	RN-MUL-1316I	Lever	Cassette engaging lever	1	
4	RN-MUL-1318B	Lever	Lock lever for 5	1	
5	RN-MUG-1154F	Gear	Gear for loading	1	
6	RN-MSC-1355A	Spring	Spring for 219	1	
7	RN-MSC-1356D	Spring	Inverting lever	1	
8	RN-MSC-1463	Spring	Spring for 2	1	
11	RN-MUL-1372F	Lever	Bias lever for 1	1	
13	RN-MSI-1118	Pin	Shaft for 3	1	
14	RN-MUG-1141A	Gear	Idler gear of play	1	
15	RN-MUG-1142A	Gear	Changing gear of PLAY/FF	1	
16	RN-MUG-1143A	Gear		1	
17	RN-MUG-1146A	Gear	Idler gear of reel	1	
18	RN-MKR-1227	Pinchroller mechanism	(L)	1	
19	RN-MKR-1228	Pinchroller mechanism	(R)	1	
20	RN-MHE-1605H	Holder	Bottom plate	1	
23	RN-MSC-1362B	Spring	For 18 press-fitting	1	
24	RN-MSC-1363A	Spring	For 19 press-fitting	1	
25	RN-MST-1112	Spacer		4	
26	RN-MUL-1315C	Lever	Lever for 219	1	
28	RN-MSC-1367C	Spring		1	
29	RN-MHZ-1032B	Holder	Holder for head	1	
30	RN-MUC-1039	Cam	Cam for azimuth	1	
31	RN-MSP-1065	Spring		1	
32	RN-MSI-1075B	Pin		1	
33	RN-MSP-1068B	Spring	Retaining spring for 29	1	
34	RN-MSC-1369	Spring	Retaining spring for 29	1	
35	RN-MSC-1349A	Spring	Spring for 32	1	
36	RN-MSC-1272B	Spring	For azimuth adjust	2	
37	RN-MSC-1603	Spring	For head plate (R)	1	
38	RN-MUL-1321I	Lever		1	
39	RN-MUL-1322F	Lever		1	
40	RN-MUG-1148A	Gear		1	
41	RN-MUG-1149E	Gear		1	
42	RN-MSC-1601	Spring	Spring for 39	1	
43	RN-MSC-1365F	Spring	Spring for 38	1	
44	RN-MSC-1602A	Spring	For head plate (L)	1	
50	RN-MUG-1153E	Gear	For program changing	1	
51	RN-MUL-1375G	Lever	Slide lever for 50	1	
52	RN-MUL-1324G	Lever		1	
53	RN-MSC-1366C	Spring	Spring for 53	1	
54	RN-MSP-1074D	Spring	For program changing	1	
58	RN-MUG-1315	Gear	Take-up reel (R)	1	
59	RN-MUG-1316	Gear	Take-up reel (L)	1	
60	RN-MSC-1264A	Spring	For backtention	2	

Illus. No.	Stock No.	Parts name	Description	Q'ty	Remark
70	RN-MUG-1223	Gear		1	
71	RN-MUG-1224	Gear		1	
72	RN-MUG-1225A	Gear		1	
73	RN-MUG-1226A	Gear		1	
199	RN-MUB-1057	Belt		1	○
201	RN-MAS-1138C	Chassis		1	
202(M901)	RN-EDM-1110	DC motor		1	○
203(A901)	RN-EHM-C44-1072	Playback head		1	○
※204	RN-MPM-3232B	PC board		1	
207	RN-MUF-1027	Flywheel	(L)	1	
208	RN-MUF-1028	Flywheel	(R)	1	
209	RN-MKS-1039	Slip mechanism		1	○
210	RN-MYT-1242L	Sub-chassis		1	
※211	RN-MPM-3464	PC board		1	
※212	RN-MPM-3449	PC board		1	
216	RN-MUL-1378F	Lever		1	
217	RN-MSC-1358A	Spring	FOR 216	1	
218	RN-MUL-1313H	Lever		1	
219	RN-MUL-1314J	Lever		1	
227	RN-MSC-1422D	Spring		1	
228	RN-MKI-1033	Slide plate assembly		1	
230	RN-MYT-1362A	Sub-chassis		1	
301	RN-MWP-80A	Washer		6	
302	RN-MWP-1112	Washer	For flywheel	2	
304	F6-ER-2	E-type ring	2mm	3	
305	F6-SBD-2X3S	Screw	2x3mm	1	
306	F6-SW4NA-2X3S	Screw	2x3mm	2	
307	RN-MET-1429	Special screw	2X2.5mm	2	
308	F6-SW4NA-2X6S	Screw	2x6.5mm	2	
309	RN-MET-1435	Special screw	2x5.5mm	1	
311	RN-MET-1200A	Special screw	1.4x5mm	2	
312	RN-MET-1339	Special screw		4	
313	RN-MET-1434	Special screw	2x3mm	4	
314	RN-MET-1266	Special screw	2x3mm(With frange)	1	
315	F6-ER-1.5	E-type ring	1.5mm	2	
316	F6-SBD-2X4S	Screw	2x4mm	7	
318	RN-MET-1372	Special screw	2.6x4mm	1	
319	RN-MHJ-3	Ring	3mm	1	
320	F6-SNA-2X3.5S-M-ZN2A	Screw	2x3.5mm(For motor)	2	

NOTE : 1.Specifications subject to change without prior notice.
2.※ marked PC board does not include component parts to be mounted.

Symbol. No.	Stock No.	Parts name	Description Chip:(C)	Remark
CAPACITORS			Unit:μF, P=pF, F=F	
C901	RN-ECE-M221V16-9	Electrolytic	220 16 V	
MISCELLANEOUS ELECTRICAL				
A901(203)	RN-EHM-C44-1072	Playback head		○
J902	RN-EWI-1459	Lead assembly	9P-8P	
M901(202)	RN-EDM-1110	DC motor		○
P900	RN-EJU-4009-MBW06	Connector	6P	
P901	RN-EJU-4009-MBW05	Connector	5P	
TH901	RN-EVR-911X21D4R7M	Posister	4.7	○

Symbol. No.	Stock No.	Parts name	Description Chip:(C)	Remark
SEMICONDUCTORS				
IC901	RN-EIA-DM106B	Hybrid IC		○
MISCELLANEOUS ELECTRICAL				
E901(56)	RN-EEM-1045C	Solenoid	For APS(FF/REW)	
E902(46)	RN-EEM-1039H	Solenoid	HEAD P.L	
E903(57)	RN-EEM-1046D	Solenoid	For program changing	
S901(45)	RN-ESS-12-1097	Slide switch		○
S902(10)	RN-ESL-1042	Leaf switch	For complete eject	○
S903(9)	RN-ESM-1021	Micro switch	Power switch	○
S904(55)	RN-ESL-1044	Leaf switch	DIRECTION	○