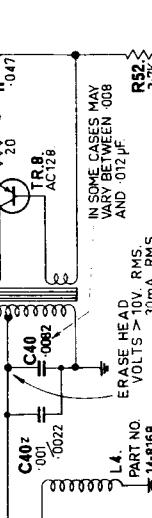
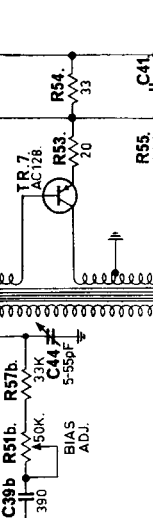
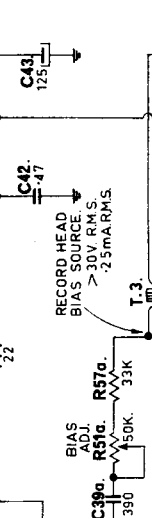

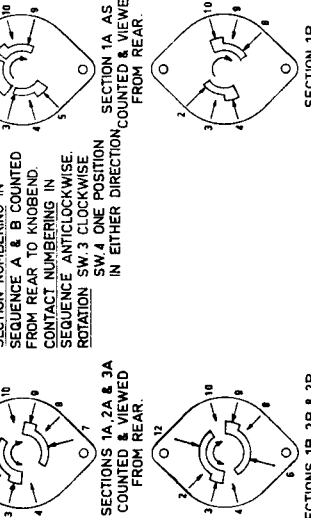
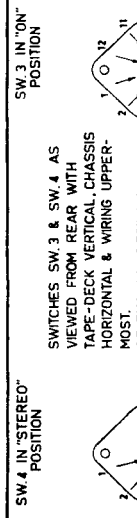
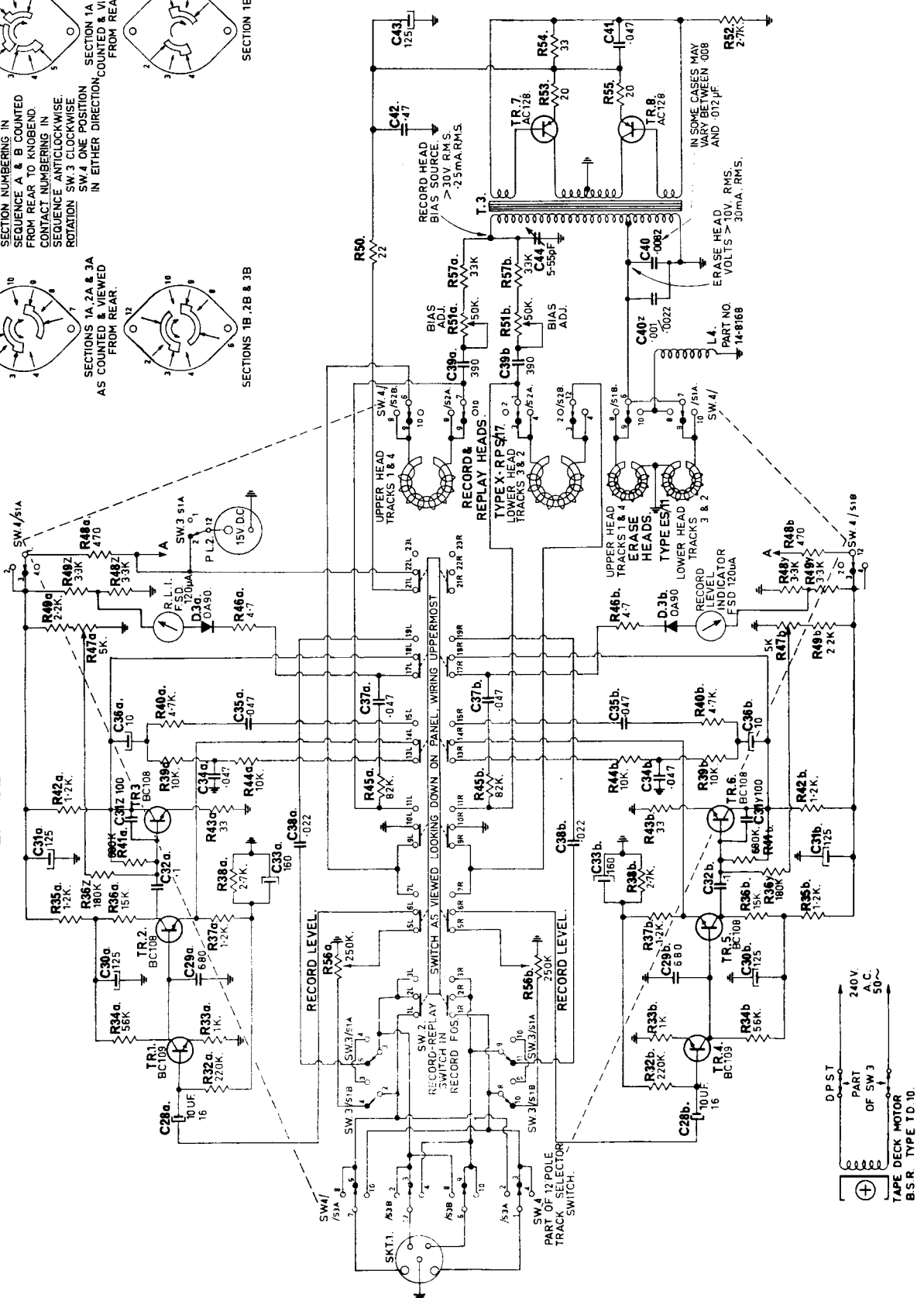


MODEL 11-110

TAPE DECK AMPLIFIER

ISSUE - 2 1-12-67



MODEL 11-110

Changes in this issue:—
 C28a and C28b from .1 to 10μF+50—10% 16V
 R41a and R41b from 180KΩ to 680KΩ
 C40 from .012 to .0082μF
 L4 from Part No. 14-8070 to 14-8168.

Wiring change in the metering circuit.
 R36y and R36z, 1/2W ± 10% carbon.
 R48y and R48z, 1/2W ± 10% carbon.
 R49y and R49z, 1/2W ± 10% carbon.
 C31y and C31z, 630V ± 10% styrofoam.
 C40z, 400V ± 10% polyester, value as selected.

Record Level: RECORD LEVEL
 Erase Head: ERASE HEAD VOLTS > 30mA, R.M.S.
 Bias Source: RECORD HEAD BIAS SOURCE > 30V R.M.S. > 2.5mA R.M.S.
 Type X-RP: TYPE X-RP S47 0.7

Part No. 14-8168

IN SOME CASES MAY VARY BETWEEN .008 AND .012 μF.

RECORD HEAD BIAS SOURCE > 30V R.M.S. > 2.5mA R.M.S.

ERASE HEAD VOLTS > 30mA, R.M.S.

RECORD HEAD BIAS SOURCE > 30V R.M.S. > 2.5mA R.M.S.

ERASE HEAD VOLTS > 30mA, R.M.S.

RECORD HEAD BIAS SOURCE > 30V R.M.S. > 2.5mA R.M.S.

ERASE HEAD VOLTS > 30mA, R.M.S.

Circuit correction:—
 R57a and R57b, from 33Ω to 33KΩ